



“2019, Año por la erradicación de la violencia contra la mujer”

COMISIÓN PERMANENTE DE HACIENDA

ASUNTO: DICTAMEN.

EXPEDIENTE: 640

HONORABLE ASAMBLEA:

Por acuerdo tomado por las Diputadas y los Diputados Secretarios de la Sexagésima Cuarta Legislatura Constitucional del Honorable Congreso del Estado de Oaxaca, fue turnada a la Comisión Permanente de Hacienda, la Iniciativa con Proyecto de Decreto que establece los Porcentajes, Fórmulas y Variables utilizadas para la Distribución de los Fondos que integran las Participaciones a los Municipios del Estado de Oaxaca para el Ejercicio Fiscal 2020, que conforma el expediente indicado.

De la revisión realizada a dicho expediente, se somete a la consideración de la Honorable Asamblea, el presente Dictamen con Proyecto de Decreto, con base en los antecedentes y consideraciones siguientes:

I.- ANTECEDENTES LEGISLATIVOS.

1.- Con fecha catorce de noviembre del año en curso, el **MAESTRO ALEJANDRO ISMAEL MURAT HINOJOSA**, Gobernador Constitucional del Estado Libre y Soberano de Oaxaca, en ejercicio de sus facultades que le confieren los artículos 50, fracción II, 66, 79, fracción I, y 80, fracción II, de la Constitución Política del Estado Libre y Soberano de Oaxaca, en relación con el numeral 104, fracción II, de la Ley Orgánica del Poder Legislativo del Estado Libre y Soberano de Oaxaca; 54, fracción II, del Reglamento Interior del Congreso del Estado Libre y Soberano de Oaxaca, presentó a este Honorable Congreso del Estado, la Iniciativa con

COMISIÓN PERMANENTE DE HACIENDA

ASUNTO: DICTAMEN.

EXPEDIENTE: 640

Proyecto de Decreto que establece los Porcentajes, Fórmulas y Variables utilizadas para la Distribución de los Fondos que integran las Participaciones a los Municipios del Estado de Oaxaca para el Ejercicio Fiscal 2020.

2.- En sesión ordinaria del Pleno de la Sexagésima Cuarta Legislatura del Estado de Oaxaca de fecha veinte de noviembre de dos mil diecinueve, se determinó enviar la iniciativa de referencia a esta Comisión Permanente para su estudio, análisis y dictamen correspondiente, la iniciativa con proyecto de Decreto referida.

3.- En consecuencia de lo anterior, el Secretario de Asuntos Parlamentarios del Honorable Congreso del Estado, mediante oficio LXIV/A.L/COM.PERM./4450/2019 de veinte de noviembre del año en curso, turnó a la Comisión Permanente de Hacienda de la Sexagésima Cuarta Legislatura del Honorable Congreso del Estado la iniciativa con proyecto de Decreto referida.

II.- TEMA Y RESUMEN DEL CONTENIDO DE LA INICIATIVA.

Exposición de Motivos.

“ ...

En cumplimiento al artículo 26 de la Constitución Política de los Estados Unidos Mexicanos, se emitió el Plan Nacional de Desarrollo, como un método de planeación democrática que favorece al desarrollo nacional, regido por los principios básicos determinados por la carta magna, entre los cuales se destacan la democracia, libertad, honradez, transparencia,



COMISIÓN PERMANENTE DE HACIENDA

ASUNTO: DICTAMEN.

EXPEDIENTE: 640

entre otros, en los que se manifiestan los objetivos a seguir durante la administración pública vigente, este es importante derivado que incluye temas políticos, económicos, sociales que indican el proyecto que se debe de llevar a cabo durante la administración del gobierno actual.

Dentro del Plan Nacional antes mencionado, se determina como punto número 1 se termina como prioridad la política y el Gobierno, en el que consideran que el principal problema es la corrupción que frena el desarrollo del país, por lo que se planea tomar acciones que den solución a este cáncer social que aqueja principalmente a sus instituciones, con el objeto de recuperar el estado de derecho, acción que nos permitirá que las normas legales sean asumidas correctamente por los gobernantes, mediante la división de poderes y la escrupulosa determinación de la normativa, marco regulatorio que rige el actuar del poder público de sus gobernados.

Para colaborar a este ejercicio democrático y adherirse a las normas dictadas por la federación, a nivel Estado es importante asumir este compromiso, que tiene como finalidad el beneficio de la sociedad, y el crecimiento del país, para mejorar la calidad de vida de todas las personas que integran esta República, en la que se garanticen derechos humanos, basado en el respeto de normas y leyes para la correcta administración de los recursos.

A nivel Estatal surge el Plan Estatal de Desarrollo 2016 -2022, parte de la obligatoriedad plasmada en el artículo 26 de la Constitución Política de los Estados Unidos Mexicanos, el artículo 20 de la Constitución Política del Estado Libre y Soberano de Oaxaca, y los artículos 26, 31, 32, 33 y 34 de la Ley de Planeación de la entidad, documento que plasma los ejes estratégicos que deberá seguir el Poder Ejecutivo durante su administración, lo anterior con la finalidad de mejorar las condiciones socioeconómicas de todas las personas que habitan el Estado.

Con fundamento en el artículo 115 en su fracción IV, inciso b), de la Constitución Política de los Estados Unidos Mexicanos, Constitución resulta procedente establecer que los Municipios son un nivel de Gobierno que cuenta con personalidad jurídica, territorio, patrimonio propio, capacidad económica propia y libre administración, así mismo



COMISIÓN PERMANENTE DE HACIENDA

ASUNTO: DICTAMEN.

EXPEDIENTE: 640

tienen la facultad para administrar libremente su hacienda, es decir administrar el rendimiento de los bienes que le pertenecen, contribuciones, otros ingresos que le sean autorizados por la Legislatura, las tasas decisionales que los Estados establezcan sobre la propiedad inmobiliaria, de su fraccionamiento, división, consolidación, traslación y mejora; así como, las que tengan por base el cambio de valor de los inmuebles, Participaciones Federales y los ingresos resultantes de la prestación de servicios públicos a su cargo, es importante la determinación que los Municipios deben de administrar sus recursos bajo los principios que rigen la Administración Pública, principalmente autonomía, coherencia, eficacia, integridad, honestidad, eficiencia y demás establecidos en el Plan Estatal de Desarrollo 2016 - 2022.

El artículo 115 fracción IV de la Constitución Política de los Estados Unidos Mexicanos, regula uno de los elementos más importantes del sistema político federal mexicano, el Municipio, mismo que representa, en la organización del Estado, la entidad más importante por su cercanía con los gobernados.

La Constitución Política de los Estados Unidos Mexicanos, en su artículo 31, fracción IV establece que es obligación de los mexicanos contribuir para los gastos públicos, así de la Federación, como de las Entidades Federativas y de los Municipios en que residan, de manera proporcional y equitativa criterio que retoma la Constitución Política del Estado Libre y Soberano de Oaxaca, que establece que para su régimen interior, se divide en Municipios libres que están agrupados en distritos rentísticos y judiciales. Los Municipios se erigirán y suprimirán de conformidad con las disposiciones contenidas en las fracciones VII y VIII del Artículo 59 de esta Constitución. Los Municipios tienen personalidad jurídica propia y constituyen un nivel de gobierno.

Se desprende que los Municipios se encuentran protegidos por diversos principios, derechos y facultades que tienen por objeto proteger la armonía municipal en consecuencia cuentan con autonomía, misma que es protegida por diversos ordenamientos entre los cuales se puede destacar la constitución Política de los Estados Unidos Mexicanos, la Constitución del Estado, la Ley Orgánica Municipal del Estado de Oaxaca, etc.



COMISIÓN PERMANENTE DE HACIENDA

ASUNTO: DICTAMEN.

EXPEDIENTE: 640

Los Municipios podrán recibir recursos por parte de la Federación, mismas que serán de acuerdo a las bases, montos y plazos que se determine por la legislatura, con el objeto de ser ejercidas para satisfacer los fines públicos, recursos que serán regidos por la normatividad aplicable, principalmente la Ley de Coordinación Fiscal para el Estado de Oaxaca.

La importancia de la Ley antes mencionada se basa en que regula las relaciones del Estado con sus Municipios, en la que se estipula que se debe de coordinar el Sistema Fiscal del Estado y sus Municipios en torno a la coordinación con la Federación, establece las reglas para la distribución de las Participaciones Fiscales Federales, así como las bases para los Fondos de Aportaciones Federales

La Ley de Coordinación Fiscal tiene como objeto coordinar el sistema fiscal de la Federación con las entidades federativas, para establecer las participaciones que corresponda a sus haciendas públicas en los ingresos federales y su distribución, además de fijar las reglas de colaboración administrativa entre las diversas autoridades que intervienen en este proceso, por lo que en su artículo segundo determina que el Fondo General de Participaciones se constituirá con el 20 % de la recaudación federal participable que obtenga la federación en un ejercicio, refiriéndose a recaudación federal a los ingresos que obtenga la federación por todos sus impuestos, así como por los derechos de minería, disminuidos con el total de las devoluciones por dichas contribuciones, es importante mencionar que existen casos de excepción, previstos en el mismo artículo.

Las Participaciones Federales para el ejercicio fiscal 2020, quedan constituidas en los porcentajes que se establecen en el presente decreto, en observación a los propios porcentajes establecidos en la Ley de Coordinación Fiscal para el Estado de Oaxaca, mismas que serán pagadas a los Municipios conforme al calendario de entrega que se establezca en el presente documento en su artículo 11.

Con lo antes escrito en párrafos anteriores se da observancia a la fundamentación y motivación legislativa que involucra el principio de integridad de los recursos económicos municipales, señalado en el



COMISIÓN PERMANENTE DE HACIENDA

ASUNTO: DICTAMEN.

EXPEDIENTE: 640

artículo 115 fracción V de la Constitución Política de los Estados Unidos Mexicanos, en la que se constituye que el Estado debe de suministrar información a los Municipios, para que este nivel de gobierno tenga la información precisa y concreta acerca de los montos específicos que le serán proporcionados por la Federación bajo el concepto de Participaciones Federales, así mismo las fechas en que se realizará dicho pago.


Razón por la cual, para la determinación de los porcentajes que corresponden de las Participaciones Federales a cada Municipio del Estado de Oaxaca, se deberán aplicar las fórmulas contenidas en la Ley de Coordinación Fiscal y la Ley de Coordinación Fiscal para el Estado de Oaxaca, considerando las fuentes de información de que se trate.

...”

III.- CONSIDERACIONES.

PRIMERA. Que esta Comisión Permanente de Hacienda de la Sexagésima Cuarta Legislatura del Congreso del Estado Libre y Soberano de Oaxaca, es competente para conocer y emitir el presente dictamen de conformidad con lo dispuesto en los artículos 59 fracción LXXVI de la Constitución Política del Estado Libre y Soberano de Oaxaca; 63, 64, 65 fracción XVII, y 72 de la Ley Orgánica del Poder Legislativo del Estado Libre y Soberano de Oaxaca; 42 fracción XVII, 64 y 69 del Reglamento Interior del Congreso del Estado Libre y Soberano de Oaxaca.

SEGUNDA. Que derivado de las mesas de trabajo realizadas por esta Comisión y del análisis realizado a la Iniciativa de Decreto por el que se establecen los Porcentajes, Fórmulas y Variables utilizadas para la Distribución de los Fondos que integran las Participaciones a los



COMISIÓN PERMANENTE DE HACIENDA

ASUNTO: DICTAMEN.


EXPEDIENTE: 640

Municipios del Estado de Oaxaca, para el ejercicio Fiscal 2020, se hacen las siguientes observaciones para modificación en el Decreto propuesto, en los siguientes puntos:

En relación al artículo 1 del referido Decreto, sobre el cuadro donde se señalan los montos estimados a recibir en la entidad para el ejercicio 2020, porcentaje de participaciones municipales y montos estimados a pagar a municipios en 2020; y derivado de la modificación en los montos de la estimación de la Ley de Ingresos para el ejercicio 2020, dado que la iniciativa en referencia fue propuesta en fecha catorce de noviembre de dos mil diecinueve, en cuyos parámetros de ingresos se advierte que cambiaron los montos; por tal motivo es necesario ajustar los montos de los fondos para actualizar la suma final, con la finalidad de tener la certeza de qué variables y coeficientes para la elaboración del cálculo son las correctas, además de evitar diferencias en el referido proyecto del Decreto.

Aunado a lo anterior, es importante incorporar al presente Decreto lo relacionado a las variables para el cálculo de los montos estimados y coeficientes de distribución para el ejercicio fiscal 2020, de las participaciones federales a los municipios del Estado de Oaxaca que se incluye como anexo uno, el cual dará certeza a los cálculos referentes a los coeficientes de distribución a los Municipios.

TERCERO. Que una vez realizados los cambios en el estudio y análisis de la iniciativa de mérito, las y los diputados integrantes de la Comisión



COMISIÓN PERMANENTE DE HACIENDA

ASUNTO: DICTAMEN.


EXPEDIENTE: 640

Permanente de Hacienda arribamos a la determinación que la iniciativa con proyecto de Decreto presentada por el **MAESTRO ALEJANDRO ISMAEL MURAT HINOJOSA**, Gobernador Constitucional del Estado Libre y Soberano de Oaxaca es procedente, ya que como se advierte, la intención del promovente, es que la Sexagésima Cuarta Legislatura Constitucional del Congreso del Estado decrete los Porcentajes, Fórmulas y Variables utilizadas para la Distribución de los Fondos que integran las Participaciones a los Municipios del Estado de Oaxaca, para el Ejercicio Fiscal 2020.

CUARTA. Es de señalar que la iniciativa cumple con los requisitos necesarios establecidos en la normatividad para su Dictaminación, y en su caso aprobación correspondiente por el Pleno de esta Sexagésima Cuarta Legislatura Constitucional del Honorable Congreso del Estado de Oaxaca.

Con base en los antecedentes y consideraciones expuestas, los integrantes de la Comisión Permanente de Hacienda, concluimos que la iniciativa presentada por el **MAESTRO ALEJANDRO ISMAEL MURAT HINOJOSA**, Gobernador Constitucional del Estado Libre y Soberano de Oaxaca y sus modificaciones, es procedente, por lo que formulamos el siguiente:

DICTAMEN



COMISIÓN PERMANENTE DE HACIENDA

ASUNTO: DICTAMEN.

EXPEDIENTE: 640

La Comisión Permanente de Hacienda estimamos procedente que la Sexagésima Cuarta Legislatura del Honorable Congreso del Estado Libre y Soberano de Oaxaca, decrete la aprobación de la iniciativa de referencia en los términos previamente establecidos.

En mérito de lo expuesto y fundado, la Comisión Permanente de Hacienda sometemos a la consideración del Honorable Pleno Legislativo el siguiente proyecto de:


DECRETO

ARTÍCULO ÚNICO: Se expide el Decreto por el que se establecen los Porcentajes, Fórmulas y Variables utilizadas para la Distribución de los Fondos que integran las Participaciones a los Municipios del Estado de Oaxaca, para el ejercicio Fiscal 2020.

Artículo 1. Los Municipios en el ejercicio fiscal 2020, que comprende del 1 de enero al 31 de diciembre, de acuerdo con lo establecido en la Ley de Coordinación Fiscal para el Estado de Oaxaca, recibirán las participaciones fiscales federales que se integran del:

I. El 21% del Fondo General de Participaciones;

II. El 100% del Fondo de Fomento Municipal;



COMISIÓN PERMANENTE DE HACIENDA

ASUNTO: DICTAMEN.

EXPEDIENTE: 640

III. El 20% de las Participaciones por Impuestos Especiales sobre Cerveza, Bebidas Refrescantes con una Graduación Alcohólica de hasta 6° G. L., Alcohol, Bebidas Alcohólicas, y Tabacos Labrados;

IV. Derogado;

V. El 20% del Impuesto sobre Automóviles Nuevos;

VI. El 20% del Fondo de Compensación del Impuesto sobre Automóviles Nuevos;

VII. El 20% del Fondo de Fiscalización y Recaudación;

VIII. EL 20% de la Recaudación del Impuesto Especial sobre Producción y Servicios por la Venta Final de Gasolina y Diésel;

IX. El 20% del Fondo de Compensación; y,

X. El 100% de la recaudación que se obtenga del Impuesto Sobre la Renta que efectivamente enteren los Municipios a la Federación correspondiente al salario del personal que preste o desempeñe un servicio personal subordinado en la administración pública municipal y organismos paramunicipales, así como en sus respectivas entidades paramunicipales, siempre que el salario sea efectivamente pagado por los Municipios con cargo a sus Participaciones u otros ingresos municipales;
y




COMISIÓN PERMANENTE DE HACIENDA

ASUNTO: DICTAMEN.

EXPEDIENTE: 640

XI. De otros que determine la Ley de Coordinación, en las proporciones en que disponga.

Lo anterior, desglosado de acuerdo al siguiente detalle:

Concepto	Monto Estimado a recibir en la Entidad en 2020	Porcentaje de Participación Municipal	Monto Estimado a pagar a Municipios 2020
Fondo General de Participaciones	17,101,816,807.00	21%	3,591,381,529.47
Participaciones en Impuestos Especiales de Producción y Servicios	345,827,455.00	20%	69,165,491.00
Fondo de Fiscalización y Recaudación	917,484,660.00	20%	183,496,932.00
Impuesto sobre Automóviles Nuevos	112,528,464.00	20%	22,505,692.80
Fondo de Compensación del Impuesto Sobre Automóviles Nuevos	33,739,337.00	20%	6,747,867.40
Fondo de Fomento Municipal	1,458,899,360.00	100%	1,458,899,360.00
Fondo de Compensación	639,013,879.00	20%	127,802,775.80
Fondo Municipal del Impuesto a las Ventas Finales de Gasolina y Diesel	473,022,359.00	20%	94,604,471.80
Total Participaciones	21,082,332,321.00		5,554,604,120.27

Artículo 2. La fórmula para el cálculo de los fondos citados en el artículo anterior no será aplicable al evento de que en el año de cálculo el monto



COMISIÓN PERMANENTE DE HACIENDA

ASUNTO: DICTAMEN.

EXPEDIENTE: 640

del fondo que corresponda sea inferior al observado en el año 2013. En tal supuesto la distribución se realizará en función de la cantidad efectivamente generada en el año de cálculo y de acuerdo al factor de garantía 2013 de cada municipio.

Clave	Municipio	FGP Garantía 2013	FFM Garantía 2013	FOFIR Garantía 2013	FIEPS Garantía 2013	FISAN Garantía 2013	FOCOISAN Garantía 2013
	TOTAL	2,450,772,293.57	1,138,956,706.10	116,856,500.78	33,650,093.92	10,231,316.36	15,161,035.41
1	ABEJONES	1,304,385.35	637,699.20	71,893.43	22,442.99	5,800.87	9,099.56
2	ACATLÁN DE PÉREZ FIGUEROA	18,727,951.56	7,513,504.40	919,398.82	267,124.49	80,162.40	119,330.63
3	ASUNCIÓN CACALÓTEPEC	1,598,010.73	594,787.20	84,472.07	25,727.88	7,006.11	10,768.81
4	ASUNCIÓN CUYOTEPEJI	903,823.99	449,584.80	47,329.47	14,476.50	3,968.37	6,607.37
5	ASUNCIÓN IXTALTEPEC	10,612,839.42	3,623,133.10	500,575.67	140,757.41	44,536.95	60,820.05
6	ASUNCIÓN NOCHIXTLÁN	10,800,900.98	5,304,720.70	471,823.69	124,965.08	44,532.12	60,592.13
7	ASUNCIÓN OCOTLÁN	2,286,672.29	1,013,559.40	120,700.56	36,742.42	10,018.49	15,451.24
8	ASUNCIÓN TLACOLULITA	1,053,674.64	610,980.50	54,811.00	16,416.36	4,575.29	6,556.91
9	AYOTZINTEPEC EL BARRIO DE LA SOLEDAD	3,169,246.83	2,004,271.40	151,393.99	43,387.69	13,485.04	20,696.15
10	EL BARRIO DE LA SOLEDAD	5,933,680.33	2,456,329.60	287,144.17	82,643.71	25,293.65	37,530.04
11	CALIHUALÁ	1,100,398.63	474,883.20	59,627.08	18,423.37	4,860.28	7,544.04
12	CANDELARIA LOXICHA	4,152,589.83	1,134,960.70	208,568.59	61,508.08	17,903.66	26,856.84
13	CIÉNEGA DE ZIMATLÁN	3,200,502.65	2,041,191.40	157,480.30	46,022.98	13,738.29	21,224.18
14	CIUDAD IXTEPEC	19,112,189.49	7,195,843.20	865,753.98	250,901.11	83,360.44	145,471.28
15	COATECAS ALTAS	2,694,630.24	974,159.10	140,554.80	42,463.74	11,759.23	17,966.89
16	COICOYÁN DE LAS FLORES	3,788,352.42	892,286.40	192,174.95	57,055.95	16,384.26	24,743.22
17	LA COMPAÑÍA	2,058,316.97	596,176.80	107,222.39	32,354.64	8,979.67	13,650.83
18	CONCEPCIÓN BUENAVISTA	1,016,097.61	544,804.80	56,115.26	17,656.10	4,542.64	7,589.39
19	CONCEPCIÓN PÁPALO	1,807,823.52	571,543.20	94,801.61	28,741.51	7,903.16	12,123.40
20	CONSTANCIA DEL ROSARIO	2,220,144.41	1,924,635.80	112,846.65	33,479.56	9,596.31	14,242.57
21	COSOLAPA	6,154,873.12	2,426,685.60	310,278.97	92,591.72	26,700.69	43,431.40
22	COSOLTEPEC	1,009,225.91	514,904.20	51,062.04	15,230.20	4,379.66	6,977.79
23	CUILÁPAM DE GUERRERO	6,345,782.56	3,766,000.70	290,941.19	79,886.62	26,505.15	35,996.88
24	CUYAMECALCO VILLA DE ZARAGOZA	3,903,667.67	2,337,998.80	180,157.71	48,995.89	16,224.28	19,318.25
25	CHAHUITES	5,256,231.85	2,742,343.00	205,063.47	50,534.38	21,655.27	27,075.93
26	CHALCATONGO DE HIDALGO	4,305,490.93	1,258,382.40	222,158.24	66,673.63	18,725.91	28,484.99




COMISIÓN PERMANENTE DE HACIENDA

ASUNTO: DICTAMEN.

EXPEDIENTE: 640

27	CHIQUEHUITLÁN DE BENITO JUÁREZ	1,734,672.14	1,359,285.60	92,473.60	28,304.09	7,628.67	11,764.60
28	HEROICA CIUDAD DE EJUTLA DE CRESPO	8,980,048.77	2,843,999.80	453,405.26	134,084.75	38,764.97	57,933.25
29	ELOXOCHTLÁN DE FLORES MAGÓN	2,755,915.54	2,042,668.50	138,511.14	40,634.03	11,851.53	16,883.36
30	EL ESPINAL	14,053,116.73	1,507,744.70	555,436.56	128,074.11	55,407.12	48,563.38
31	TAMAZULÁPAM DEL ESPÍRITU SANTO	5,827,667.28	1,135,903.20	253,167.59	65,372.14	23,778.93	26,987.16
32	FRESNILLO DE TRUJANO	1,151,554.04	636,187.30	62,449.32	19,316.80	5,095.58	7,934.16
33	GUADALUPE ETLA	1,164,414.42	621,417.60	59,970.36	18,467.91	5,140.72	9,691.19
34	GUADALUPE DE RAMÍREZ	1,209,016.68	714,444.50	62,629.14	18,782.90	5,256.91	7,782.27
35	GUELATAO DE JUÁREZ	574,855.56	573,595.00	30,337.62	9,334.90	2,536.78	4,291.24
36	GUEVEA DE HUMBOLDT	2,734,434.72	751,519.20	134,329.72	38,812.06	11,672.90	16,475.30
37	MESONES HIDALGO	2,323,080.86	670,418.40	120,080.95	36,102.24	10,113.11	15,504.64
38	VILLA HIDALGO	1,392,082.86	811,788.70	72,035.04	21,643.93	6,055.41	9,175.76
39	HEROICA CIUDAD DE HUAJUAPAN DE LEÓN	52,196,058.12	27,345,874.60	2,258,840.00	600,394.71	215,695.00	318,718.87
40	HUAUTEPEC	2,843,363.70	780,081.60	145,495.36	43,436.12	12,332.13	18,692.39
41	HUAUTLA DE JIMÉNEZ	15,052,195.53	8,039,231.50	766,967.65	228,070.69	65,152.47	97,477.96
42	IXTLÁN DE JUÁREZ	4,663,644.87	1,428,993.30	221,233.64	62,996.75	19,786.94	29,931.00
43	HEROICA CIUDAD DE JUCHITÁN DE ZARAGOZA	57,049,833.41	22,954,617.20	2,698,873.83	755,922.51	240,143.03	320,214.42
44	LOMA BONITA	27,637,885.97	15,782,561.20	1,307,069.63	367,331.41	116,531.11	160,503.28
45	MAGDALENA APASCO	2,894,303.52	2,537,424.40	131,720.21	35,982.24	12,067.87	16,427.66
46	MAGDALENA JALTEPEC	2,730,534.76	1,294,357.80	129,461.76	37,078.24	11,619.93	18,460.71
47	SANTA MAGDALENA JICOTLÁN	541,376.01	358,392.00	30,994.78	9,948.42	2,446.49	4,194.00
48	MAGDALENA MIXTEPEC	1,305,447.49	679,331.90	70,581.67	21,776.67	5,762.34	8,912.53
49	MAGDALENA OCOTLÁN	1,069,228.98	534,486.90	57,951.21	17,919.50	4,729.80	7,358.61
50	MAGDALENA PEÑASCO	2,291,788.03	930,807.80	114,976.88	33,919.13	9,880.30	14,960.66
51	MAGDALENA TEITIPAC	2,519,148.68	1,089,305.70	129,375.91	38,681.10	10,932.31	16,483.00
52	MAGDALENA TEQUISISTLÁN	3,546,808.24	1,392,950.20	139,848.27	35,714.35	14,854.26	20,979.08
53	MAGDALENA TLACOTEPEC	3,636,468.38	2,109,321.60	205,998.25	65,265.74	16,317.47	25,859.46
54	MAGDALENA ZAHUATLÁN	818,044.41	493,346.90	43,141.53	13,156.52	3,590.72	5,635.82
55	MARISCALA DE JUÁREZ	2,155,495.52	1,186,860.00	106,999.32	31,202.69	9,239.19	13,354.08
56	MÁRTIRES DE TACUBAYA	1,114,118.26	471,866.40	59,791.18	18,383.43	4,913.58	7,638.65
57	MATIAS ROMERO AVENDAÑO	24,063,443.32	9,370,166.50	1,069,370.66	284,851.66	99,566.69	128,918.87
58	MAZATLÁN VILLA DE FLORES	5,846,779.44	1,181,200.80	295,740.99	87,640.41	25,267.08	38,118.78
59	MAHUATLÁN DE PORFIRIO DÍAZ	22,832,442.83	11,072,595.80	1,071,372.74	305,035.38	94,081.33	128,713.82
60	MIXISTLÁN DE LA REFORMA	1,844,707.36	810,198.90	92,310.79	27,033.87	7,923.90	11,391.18
61	MONJAS	2,448,162.43	1,170,367.10	122,713.88	35,832.82	10,497.22	14,540.15



COMISIÓN PERMANENTE DE HACIENDA

ASUNTO: DICTAMEN.

EXPEDIENTE: 640

62	NATIVIDAD	855,872.15	488,229.40	46,174.39	14,260.56	3,779.20	5,954.50
63	NAZARENO ETLA	1,466,919.50	406,516.80	72,782.71	21,534.29	6,336.13	10,396.47
64	NEJAPA DE MADERO	3,597,394.55	1,243,485.10	177,069.55	51,680.92	15,432.14	23,552.94
65	IXPANTEPEC NIEVES	1,336,786.77	830,494.60	71,178.96	21,754.19	5,872.83	8,992.65
66	SANTIAGO NILTEPEC	4,170,933.55	3,190,029.50	187,565.65	52,477.70	17,859.87	25,869.83
67	OAXACA DE JUÁREZ	329,881,520.55	166,988,354.20	15,289,600.17	4,542,065.64	1,208,752.19	1,863,521.85
68	OCOTLÁN DE MORELOS	10,772,521.23	5,364,858.20	521,756.41	150,807.79	46,010.24	70,424.43
69	LA PE	1,628,934.50	628,677.60	86,174.47	26,256.51	7,143.79	10,948.33
70	PINOTEPA DE DON LUIS	2,857,181.95	1,418,432.90	142,459.58	41,759.25	12,282.71	18,168.21
71	PLUMA HIDALGO	3,277,576.26	2,243,021.90	176,886.68	54,442.25	14,457.57	22,062.84
72	SAN JOSÉ DEL PROGRESO	2,831,262.72	792,653.60	142,069.23	41,854.32	12,202.66	18,226.77
73	PUTLA VILLA DE GUERRERO	14,127,647.46	5,925,210.60	677,947.11	194,386.39	60,123.57	90,479.27
74	SANTA CATARINA QUIOQUITANI	1,111,331.42	621,552.00	62,357.56	19,651.55	4,969.24	7,832.53
75	REFORMA DE PINEDA	3,640,590.04	1,699,278.80	157,614.22	41,734.97	15,182.23	18,652.34
76	LA REFORMA	1,948,257.61	1,090,958.30	97,006.02	28,442.82	8,373.13	12,494.42
77	REYES ETLA	1,962,518.72	910,575.20	94,872.97	27,255.62	8,360.51	12,273.98
78	ROJAS DE CUAUHTÉMOC	1,232,398.26	568,544.40	59,985.79	17,090.68	5,220.48	6,828.49
79	SALINA CRUZ	54,219,952.63	18,713,828.70	2,307,514.51	621,007.44	227,413.39	360,812.83
80	SAN AGUSTÍN AMATENGO	1,212,624.26	592,706.00	65,470.88	20,202.93	5,352.35	8,348.98
81	SAN AGUSTÍN ATENANGO	1,304,439.25	536,899.70	68,004.71	20,523.09	5,693.56	8,637.59
82	SAN AGUSTÍN CHAYUCO	2,206,069.27	668,985.60	114,274.38	34,355.64	9,600.29	14,535.82
83	SAN AGUSTÍN DE LAS JUNTAS	2,854,420.63	1,496,554.30	134,629.60	37,869.68	12,041.90	16,978.19
84	SAN AGUSTÍN ETLA	2,105,072.86	885,995.70	96,325.85	26,457.75	8,796.83	12,117.81
85	SAN AGUSTÍN LOXICHA	8,049,879.71	1,458,616.80	394,462.87	114,465.95	34,438.00	51,223.67
86	SAN AGUSTÍN TLACOTEPEC	1,022,976.15	591,991.10	53,926.57	16,463.23	4,494.60	7,157.75
87	SAN AGUSTÍN YATARENI	1,828,469.55	1,410,174.90	90,543.35	26,426.06	7,843.92	11,596.52
88	SAN ANDRÉS CABECERA NUEVA	1,958,982.45	879,133.00	104,027.45	31,785.01	8,601.99	13,301.10
89	SAN ANDRÉS DINICUITI	1,343,732.84	460,963.20	70,144.63	21,175.39	5,860.22	8,873.52
90	SAN ANDRÉS HUAXPALTEPEC	3,027,956.24	1,310,787.20	145,403.91	41,409.40	12,840.27	18,183.88
91	SAN ANDRÉS HUAYÁPAM	2,358,166.07	2,335,413.60	121,526.75	37,312.98	10,382.49	19,143.61
92	SAN ANDRÉS IXTLAHUACA	1,313,756.60	675,464.30	68,848.68	20,953.36	5,758.00	9,184.16
93	SAN ANDRÉS LAGUNAS	752,824.97	367,516.90	39,846.52	12,153.17	3,302.11	5,118.13
94	SAN ANDRÉS NUXIÑO	1,402,182.78	564,295.20	73,033.30	22,037.01	6,116.09	9,310.92
95	SAN ANDRÉS PAXTLÁN	2,379,437.60	1,212,550.40	123,170.33	36,999.38	10,351.39	15,630.70
96	SAN ANDRÉS SINAXTLA	918,952.95	344,560.80	43,649.07	12,186.55	3,858.35	4,853.48
97	SAN ANDRÉS SOLAGA	1,229,302.91	601,496.90	64,567.43	19,598.22	5,380.79	8,275.35
98	SAN ANDRÉS TEOTILÁLPAM	2,362,384.23	630,952.80	122,652.34	37,038.02	10,305.46	16,065.85
99	SAN ANDRÉS TEPETLAPA	1,251,293.08	715,514.40	70,720.04	22,384.19	5,610.22	8,914.47





COMISIÓN PERMANENTE DE HACIENDA

ASUNTO: DICTAMEN.

EXPEDIENTE: 640

100	SAN ANDRÉS YAÁ	1,077,005.03	597,955.20	60,589.27	19,121.18	4,820.12	7,609.80
101	SAN ANDRÉS ZABACHE	1,186,849.83	633,457.10	65,854.49	20,616.08	5,283.43	8,247.97
102	SAN ANDRÉS ZAUTLA	1,874,205.50	756,856.70	92,163.95	26,840.97	8,030.15	12,097.83
103	SAN ANTONINO CASTILLO VELASCO	3,352,888.65	1,989,643.20	177,164.09	55,803.71	14,983.92	30,159.53
104	SAN ANTONINO EL ALTO	2,317,496.69	1,197,147.60	109,470.51	31,192.26	9,842.51	15,306.73
105	SAN ANTONINO MONTE VERDE	2,991,822.73	735,350.40	151,871.19	45,105.93	12,941.35	19,529.30
106	SAN ANTONIO ACUTLA	699,860.63	363,002.70	37,513.89	11,539.04	3,085.95	4,841.49
107	SAN ANTONIO DE LA CAL	7,662,633.32	4,292,010.60	326,965.70	86,110.40	31,725.69	44,712.69
108	SAN ANTONIO HUITEPEC	2,276,632.41	653,216.50	115,648.83	34,329.67	9,848.53	14,726.66
109	SAN ANTONIO NANAHUATIPAM	920,611.53	438,954.20	48,948.23	14,961.86	4,040.47	6,239.61
110	SAN ANTONIO SINICAHUA	1,531,524.82	634,435.20	80,634.83	24,406.17	6,691.08	9,918.50
111	SAN ANTONIO TEPETLAPA	2,704,275.37	1,016,516.20	131,804.85	37,770.50	11,496.12	15,748.36
112	SAN BALTAZAR CHICHICÁPAM	3,673,479.40	2,080,924.90	197,031.54	60,437.95	16,168.95	24,649.26
113	SAN BALTAZAR LOXICHA	2,193,916.60	1,813,069.70	107,263.64	31,204.17	9,398.11	14,456.98
114	SAN BALTAZAR YATZACHI EL BAJO	921,282.36	430,231.30	50,684.40	15,825.94	4,098.75	6,504.95
115	SAN BARTOLO COYOTEPEC	3,226,112.46	2,105,940.50	148,386.89	41,437.68	13,578.35	20,762.32
116	SAN BARTOLOMÉ AYAUTLA	2,229,762.08	724,593.60	116,106.86	35,042.65	9,728.58	14,856.63
117	SAN BARTOLOMÉ LOXICHA	1,610,136.70	726,468.60	84,883.83	25,791.34	7,050.04	10,755.19
118	SAN BARTOLOMÉ QUIALANA	3,696,859.00	1,471,292.40	174,362.89	49,430.97	15,654.29	23,564.45
119	SAN BARTOLOMÉ YUCUAÑE	934,064.40	538,668.00	52,690.94	16,719.52	4,195.95	6,875.19
120	SAN BARTOLOMÉ ZOOGOCHO	1,009,448.51	600,512.70	56,517.80	17,801.60	4,512.33	7,151.66
121	SAN BARTOLO SOYALTEPEC	1,005,920.73	468,946.40	55,365.56	17,279.98	4,474.75	7,063.08
122	SAN BARTOLO YAUTEPEC	866,193.37	551,096.10	46,184.08	14,180.35	3,812.40	6,057.60
123	SAN BERNARDO MIXTEPEC	1,562,821.24	963,888.20	80,032.70	23,962.94	6,786.44	10,521.78
124	SAN BLAS ATEMPA	7,394,083.38	2,623,514.80	344,888.89	97,248.38	31,246.10	47,835.85
125	SAN CARLOS YAUTEPEC	5,441,457.60	2,682,321.20	268,273.13	77,880.02	23,274.44	33,596.01
126	SAN CRISTÓBAL AMATLÁN	2,436,040.96	1,060,409.10	123,514.22	36,637.05	10,533.63	15,813.24
127	SAN CRISTÓBAL AMOLTEPEC	1,440,506.20	595,528.80	75,536.89	22,776.26	6,279.30	9,168.05
128	SAN CRISTÓBAL LACHIRIOAG	1,188,642.93	754,830.70	64,264.33	20,039.08	5,284.68	8,979.88
129	SAN CRISTÓBAL SUCHIXTLAHUACA	1,369,677.40	968,344.00	59,356.71	15,388.04	5,599.04	6,716.81
130	SAN DIONISIO DEL MAR	3,307,515.58	1,530,815.00	174,388.34	53,013.39	14,486.74	22,166.35
131	SAN DIONISIO OCOTEPEC	6,192,387.88	2,766,157.10	312,308.07	92,437.03	26,743.12	40,519.70
132	SAN DIONISIO OCOTLÁN	1,433,039.02	700,865.90	72,398.65	21,394.22	6,186.56	9,158.25



COMISIÓN PERMANENTE DE HACIENDA

ASUNTO: DICTAMEN.

EXPEDIENTE: 640

133	SAN ESTEBAN ATATLAHUCA	2,255,975.71	814,701.60	117,927.41	35,789.09	9,872.72	15,526.37
134	SAN FELIPE JALAPA DE DÍAZ	9,570,589.54	3,572,037.50	466,055.32	134,573.51	40,848.07	60,219.26
135	SAN FELIPE TEJALÁPAM	2,645,318.12	626,601.60	130,391.10	37,991.72	11,338.17	16,913.19
136	SAN FELIPE USILA	5,133,490.40	3,435,917.30	254,577.00	74,280.85	22,011.45	32,182.10
137	SAN FRANCISCO CAHUACUÁ	2,379,113.50	1,069,995.20	118,412.68	35,094.08	10,288.58	16,839.66
138	SAN FRANCISCO CAJONOS	772,533.50	444,876.70	43,030.43	13,574.29	3,457.12	5,693.06
139	SAN FRANCISCO CHAPULAPA	1,682,313.29	642,348.00	90,449.69	27,829.86	7,420.54	11,498.92
140	SAN FRANCISCO CHINDÚA	765,924.49	355,989.60	41,635.96	12,903.69	3,391.01	5,319.75
141	SAN FRANCISCO DEL MAR	3,504,630.99	1,237,390.90	178,986.66	53,381.09	15,193.19	23,060.17
142	SAN FRANCISCO HUEHUETLÁN	1,078,992.07	480,581.70	58,510.62	18,081.39	4,773.61	7,389.41
143	SAN FRANCISCO IXHUATÁN	5,464,358.30	2,393,175.40	240,831.69	66,716.12	23,364.39	33,987.10
144	SAN FRANCISCO JALTEPETONGO	877,637.22	422,753.00	47,029.03	14,510.50	3,874.07	6,243.28
145	SAN FRANCISCO LACHIGOLÓ	2,333,778.28	925,044.70	104,988.67	29,315.88	9,836.72	16,783.65
146	SAN FRANCISCO LOGUECHE	1,894,275.67	1,006,914.70	99,714.70	30,364.14	8,305.59	13,016.20
147	SAN FRANCISCO NUXAÑO	1,235,790.90	771,074.30	65,882.72	20,138.29	5,433.51	8,273.48
148	SAN FRANCISCO OZOLOTEPEC	1,882,062.57	898,186.30	95,027.58	27,885.50	8,086.48	11,251.97
149	SAN FRANCISCO SOLA	1,306,220.20	719,197.70	67,735.09	20,495.52	5,709.62	9,093.67
150	SAN FRANCISCO TELIXTLAHUACA	4,270,769.83	1,147,290.70	199,452.61	55,605.06	17,949.10	24,857.10
151	SAN FRANCISCO TEOPAN	734,205.55	360,904.80	40,824.15	12,790.99	3,271.20	5,098.01
152	SAN FRANCISCO TLAPANCINGO	1,427,267.51	578,884.80	75,634.73	23,076.80	6,259.44	9,656.12
153	SAN GABRIEL MIXTEPEC	2,126,052.59	566,116.80	108,021.68	32,105.55	9,201.04	13,904.84
154	SAN ILDEFONSO AMATLÁN	1,899,920.04	923,893.80	98,276.67	29,591.09	8,275.36	12,819.84
155	SAN ILDEFONSO SOLA	1,210,215.73	687,948.10	66,322.76	20,627.46	5,371.86	8,392.59
156	SAN ILDEFONSO VILLA ALTA	2,024,088.06	823,845.60	106,163.49	32,418.35	8,889.66	14,519.04
157	SAN JACINTO AMILPAS	8,744,887.68	2,630,068.80	378,094.78	100,462.90	36,135.79	53,539.65
158	SAN JACINTO TLACOTEPEC	1,735,396.99	783,628.80	93,564.89	29,370.81	7,743.74	14,059.47
159	SAN JERÓNIMO COATLÁN	2,556,371.51	880,630.90	127,458.51	37,308.47	10,983.63	16,049.48
160	SAN JERÓNIMO SILACAYOAPILLA	1,426,947.49	633,641.40	71,114.07	20,788.55	6,122.20	8,844.29
161	SAN JERÓNIMO SOSOLA	1,696,381.05	584,477.10	89,779.70	27,357.91	7,436.45	11,416.99
162	SAN JERÓNIMO TAVICHE	1,317,248.47	512,472.00	68,515.18	20,603.41	5,734.22	8,525.32
163	SAN JERÓNIMO TECOATL	1,243,318.26	1,088,289.40	66,273.65	20,279.61	5,464.15	8,400.73
164	SAN JORGE NUCHITA	1,724,994.43	598,029.60	89,574.91	26,990.72	7,520.64	11,474.60
165	SAN JOSÉ AYUQUILA	1,314,167.26	890,977.40	69,409.45	21,072.95	5,750.99	8,614.05



COMISIÓN PERMANENTE DE HACIENDA

ASUNTO: DICTAMEN.

EXPEDIENTE: 640

166	SAN JOSÉ CHILTEPEC	4,824,361.47	1,584,024.00	244,249.27	72,428.60	20,852.20	31,463.46
167	SAN JOSÉ DEL PEÑASCO	1,384,212.92	657,375.60	72,543.22	21,958.39	6,051.60	9,180.27
168	SAN JOSÉ ESTANCIA GRANDE	983,005.69	457,675.20	53,686.25	16,671.86	4,354.46	6,808.74
169	SAN JOSÉ INDEPENDENCIA	2,352,298.66	1,110,362.80	123,770.50	37,569.43	10,294.73	15,717.28
170	SAN JOSÉ LACHIGURI	2,931,161.57	1,118,562.40	140,462.76	39,606.34	12,370.99	16,198.14
171	SAN JOSÉ TENANGO	7,542,117.37	2,851,085.00	377,732.14	111,258.88	32,496.75	48,936.76
172	SAN JUAN ACHIUTLA	489,105.69	238,464.00	26,892.93	8,389.91	2,174.98	3,430.99
173	SAN JUAN ATEPEC	1,190,367.03	563,893.10	60,594.70	18,002.59	5,148.27	7,678.81
174	ÁNIMAS TRUJANO	1,789,110.95	1,007,548.60	85,581.71	24,342.33	7,584.97	10,864.94
175	SAN JUAN BAUTISTA ATATLAHUCA	1,312,230.54	715,911.50	70,255.19	21,567.85	5,775.34	8,953.58
176	SAN JUAN BAUTISTA COIXTLAHUACA	2,296,115.69	977,777.50	119,520.92	36,173.39	10,033.80	15,753.60
177	SAN JUAN BAUTISTA CUICATLÁN	4,212,947.05	1,047,556.80	214,068.79	63,949.68	18,282.90	28,874.98
178	SAN JUAN BAUTISTA GUELACHE	2,338,690.33	534,014.60	111,681.48	31,763.53	9,915.93	14,297.03
179	SAN JUAN BAUTISTA JAYACATLÁN	1,342,697.05	738,876.80	71,820.13	22,078.50	5,916.00	9,319.62
180	SAN JUAN BAUTISTA LO DE SOTO	1,444,922.49	592,051.20	76,166.07	23,161.68	6,326.24	9,715.92
181	SAN JUAN BAUTISTA SUCHITEPEC	869,682.14	478,764.90	47,294.76	14,634.22	3,848.79	5,946.09
182	SAN JUAN BAUTISTA TLACOATZINTEPEC	1,491,925.68	593,911.20	78,983.62	24,078.60	6,540.42	10,062.98
183	SAN JUAN BAUTISTA TLACHICHILCO	1,303,940.68	684,182.60	69,572.03	21,317.78	5,738.72	8,882.39
184	SAN JUAN BAUTISTA TUXTEPEC	125,134,593.34	72,355,708.30	5,542,270.84	1,475,147.19	516,551.54	670,025.49
185	SAN JUAN CACAHUATEPEC	3,533,353.83	1,202,085.60	177,002.43	52,126.86	15,222.85	22,862.33
186	SAN JUAN CIENEGUILLA	1,069,002.65	630,208.60	59,485.09	18,662.47	4,769.77	7,504.32
187	SAN JUAN COATZÓSPAM	1,586,154.39	598,101.50	83,451.47	25,348.11	6,942.26	10,661.57
188	SAN JUAN COLORADO	3,698,671.80	840,686.40	184,027.87	53,951.28	15,903.58	23,810.37
189	SAN JUAN COMALTEPEC	1,576,107.41	523,315.20	82,195.14	24,852.22	6,884.84	10,612.59
190	SAN JUAN COTZOCÓN	8,626,121.72	1,792,970.40	426,420.05	124,411.55	36,997.71	54,985.07
191	SAN JUAN CHICOMEZÚCHIL	507,730.78	266,968.80	28,338.53	8,958.61	2,277.63	3,781.55
192	SAN JUAN CHILATECA	1,176,297.37	620,485.90	60,677.10	18,316.70	5,130.30	8,216.83
193	SAN JUAN DEL ESTADO	1,330,755.36	510,705.60	68,948.14	20,821.33	5,808.02	9,156.65
194	SAN JUAN DEL RÍO	1,570,232.16	702,053.70	76,031.97	22,143.19	6,732.14	10,962.34
195	SAN JUAN DIUXI	1,673,464.57	782,253.10	86,682.06	26,355.27	7,328.31	12,252.99
196	SAN JUAN EVANGELISTA ANALCO	786,727.01	434,683.80	43,826.63	13,761.92	3,513.66	5,543.68
197	SAN JUAN GUELAVÍA	2,599,230.92	1,316,289.60	128,629.04	37,619.25	11,163.77	16,850.32
198	SAN JUAN GUICHICOVI	11,387,943.51	7,727,855.00	550,654.12	157,699.37	48,417.05	69,157.85
199	SAN JUAN IHUALTEPEC	1,001,007.40	510,453.30	55,130.40	17,182.02	4,446.23	6,900.35



COMISIÓN PERMANENTE DE HACIENDA

ASUNTO: DICTAMEN.

EXPEDIENTE: 640

200	SAN JUAN JUQUILA MIXES	2,159,322.05	691,946.40	112,436.01	33,930.30	9,416.41	14,385.73
201	SAN JUAN JUQUILA VIJANOS	1,289,696.23	455,719.20	68,736.86	21,040.57	5,669.03	8,744.71
202	SAN JUAN LACHAO	2,393,339.17	930,644.20	121,008.16	35,750.85	10,327.69	15,178.23
203	SAN JUAN LACHIGALLA	2,074,295.16	756,104.20	109,491.43	33,343.16	9,095.64	14,061.91
204	SAN JUAN LAJARCIA	779,951.77	457,595.00	41,385.77	12,609.61	3,421.71	5,162.14
205	SAN JUAN LALANA	7,300,364.53	3,283,268.70	369,490.62	107,605.56	32,019.42	46,818.07
206	SAN JUAN DE LOS CUÉS	1,325,678.27	477,096.00	69,276.51	21,082.83	5,809.94	9,383.55
207	SAN JUAN MAZATLÁN	7,490,299.42	2,374,500.70	367,874.71	107,109.15	32,095.31	48,541.81
208	SAN JUAN MIXTEPEC (DTO JUXTLAHUACA)	3,768,514.28	991,387.20	193,866.50	58,065.48	16,374.89	24,873.25
209	SAN JUAN MIXTEPEC (DTO MIAHUATLÁN)	1,271,452.48	723,804.50	69,747.21	21,720.90	5,644.26	8,866.65
210	SAN JUAN NÚMÍ	3,172,062.45	742,569.60	162,002.96	48,296.53	13,751.61	20,774.05
211	SAN JUAN OZOLOTEPEC	1,847,621.16	804,979.70	95,120.46	28,460.99	8,021.10	12,015.79
212	SAN JUAN PETLAPA	1,937,076.10	652,231.20	103,077.20	31,534.23	8,510.39	13,179.98
213	SAN JUAN QUIAHIJE	2,457,327.80	1,070,843.70	119,412.08	34,202.96	10,448.76	14,515.00
214	SAN JUAN QUIOTEPEC	1,609,216.89	527,330.40	84,603.68	25,729.61	7,049.06	10,974.26
215	SAN JUAN SAYULTEPEC	835,740.12	546,899.60	41,832.49	12,383.30	3,608.47	5,695.92
216	SAN JUAN TABAÁ	1,339,507.28	750,367.40	71,609.41	21,923.56	5,889.73	8,948.02
217	SAN JUAN TAMAZOLA	2,295,344.60	708,286.80	118,115.22	35,518.43	9,996.60	15,701.25
218	SAN JUAN TEITA	1,028,193.82	603,030.30	56,761.95	17,723.33	4,570.31	7,150.59
219	SAN JUAN TEITIPAC	1,915,390.68	888,934.50	102,297.36	31,418.41	8,437.81	13,301.34
220	SAN JUAN TEPEUXILA	1,942,247.32	864,423.20	101,018.69	30,530.78	8,478.97	13,193.64
221	SAN JUAN TEPOSCOLULA	1,042,564.98	611,326.90	54,998.92	16,717.59	4,563.11	6,942.30
222	SAN JUAN YAEÉ	1,207,254.62	563,864.50	63,852.24	19,439.66	5,292.79	8,064.99
223	SAN JUAN YATZONA	912,033.14	830,418.90	50,114.80	15,598.99	4,049.93	6,280.14
224	SAN JUAN YUCUITA	696,126.52	456,633.60	38,041.11	11,810.40	3,083.37	4,809.10
225	SAN LORENZO	2,823,551.59	747,000.00	144,480.88	43,133.80	12,246.14	18,564.09
226	SAN LORENZO ALBARRADAS	1,546,311.64	1,220,404.30	77,953.51	22,955.99	6,660.89	9,665.37
227	SAN LORENZO CACAOTEPEC	5,834,596.56	2,785,313.50	262,978.58	72,125.46	24,384.89	36,278.51
228	SAN LORENZO CUAUNECUILTITLA	1,282,720.18	671,400.00	71,613.69	22,503.21	5,729.62	9,012.50
229	SAN LORENZO TEXMELÚCAN	3,256,002.74	851,092.80	166,067.09	49,507.61	14,116.52	21,475.24
230	SAN LORENZO VICTORIA	952,303.67	459,017.70	50,343.49	15,286.06	4,166.25	6,214.23
231	SAN LUCAS CAMOTLÁN	1,771,018.85	660,463.20	92,865.32	28,232.12	7,756.75	12,207.06
232	SAN LUCAS OJITLÁN	10,601,439.68	3,462,148.30	517,223.76	149,016.70	45,194.02	64,673.14
233	SAN LUCAS QUIAVINÍ	1,799,874.61	1,529,253.60	90,517.12	26,460.10	7,724.67	10,601.40
234	SAN LUCAS ZOQUIÁPAM	3,425,654.13	821,114.40	174,270.07	51,837.63	14,831.08	22,424.99
235	SAN LUIS AMATLÁN	2,451,782.12	1,140,357.70	128,033.38	38,641.53	10,690.44	16,074.33
236	SAN MARCIAL OZOLOTEPEC	1,591,542.49	975,267.00	83,586.93	25,485.91	6,981.97	11,192.90
237	SAN MARCOS ARTEAGA	1,346,852.44	659,841.60	72,950.67	22,639.02	5,967.30	9,657.07
238	SAN MARTÍN DE LOS CANSECOS	1,216,051.34	691,176.80	66,912.79	20,865.83	5,405.79	8,465.45
239	SAN MARTÍN HUAMELÚLPAM	922,619.72	447,843.60	48,001.28	14,557.35	4,035.20	6,468.65




COMISIÓN PERMANENTE DE HACIENDA

ASUNTO: DICTAMEN.

EXPEDIENTE: 640

240	SAN MARTÍN ITUNYOSO	1,755,168.01	663,564.00	93,647.74	28,676.45	7,720.70	11,906.40
241	SAN MARTÍN LACHILÁ	1,126,945.50	641,479.70	59,396.66	18,049.41	4,932.27	7,550.56
242	SAN MARTÍN PERAS	5,120,027.61	962,913.60	257,114.31	75,759.58	22,066.51	32,860.69
243	SAN MARTÍN TILCAJETE	1,723,262.39	1,016,375.60	89,431.10	27,125.45	7,537.29	12,242.97
244	SAN MARTÍN TOXPALÁN	1,776,599.13	611,227.20	91,147.83	27,253.43	7,712.82	11,703.89
245	SAN MARTÍN ZACATEPEC	1,051,662.64	422,018.40	56,697.15	17,468.39	4,638.32	7,192.60
246	SAN MATEO CAJONOS	925,008.49	487,200.00	51,442.05	16,134.64	4,126.79	6,474.33
247	CAPULÁLPAM DE MÉNDEZ	1,702,960.95	669,788.80	75,301.80	19,635.78	6,970.52	7,552.05
248	SAN MATEO DEL MAR	5,242,569.65	2,020,679.80	255,721.01	73,889.90	22,384.68	32,894.46
249	SAN MATEO YOLOXOCHITLÁN	1,832,141.84	993,657.50	94,200.97	28,252.73	7,968.63	12,272.73
250	SAN MATEO ETLATONGO	1,759,223.33	738,170.40	82,085.93	22,764.56	7,376.00	9,792.08
251	SAN MATEO NEJÁPAM	1,401,486.48	734,617.90	76,292.51	23,664.51	6,207.20	9,751.90
252	SAN MATEO PEÑASCO	1,484,518.86	598,152.00	79,064.96	24,191.18	6,526.82	10,073.18
253	SAN MATEO PIÑAS	1,931,013.07	850,948.80	104,514.69	32,274.43	8,535.65	13,242.36
254	SAN MATEO RÍO HONDO	2,110,556.38	1,013,046.20	109,287.82	32,952.03	9,204.84	14,343.53
255	SAN MATEO SINDIHUI	1,560,154.92	563,347.20	80,285.81	23,998.07	6,769.26	10,080.64
256	SAN MATEO TLAPILTEPEC	841,116.73	460,055.40	45,191.97	13,887.73	3,709.59	5,683.38
257	SAN MELCHOR BETAZA	1,232,432.39	626,890.80	67,595.95	21,107.91	5,478.42	8,839.63
258	SAN MIGUEL ACHIUTLA	968,664.25	559,911.30	51,942.75	15,985.21	4,273.78	6,725.21
259	SAN MIGUEL AHUEHUETITLÁN	1,901,384.11	1,208,885.60	98,688.43	29,687.54	8,276.29	12,459.23
260	SAN MIGUEL ALOÁPAM	1,504,094.46	548,666.40	79,085.29	24,026.05	6,582.30	10,155.40
261	SAN MIGUEL AMATITLÁN	3,162,034.37	3,459,094.80	159,853.23	47,354.06	13,659.41	20,596.33
262	SAN MIGUEL AMATLÁN	846,402.78	341,376.00	45,667.39	14,182.38	3,755.57	6,222.78
263	SAN MIGUEL COATLÁN	2,237,895.46	1,009,217.60	111,865.92	32,743.59	9,607.44	13,822.79
264	SAN MIGUEL CHICAHUA	1,626,221.81	1,053,310.80	85,843.62	26,089.98	7,124.60	10,815.29
265	SAN MIGUEL CHIMALAPA	3,181,484.92	726,067.20	163,109.15	48,751.25	13,808.96	20,951.52
266	SAN MIGUEL DEL PUERTO	3,908,807.23	6,867,987.60	191,019.54	55,052.21	16,662.46	23,708.96
267	SAN MIGUEL DEL RÍO	718,926.17	415,737.10	40,314.94	12,714.75	3,219.56	5,114.28
268	SAN MIGUEL EJUTLA	1,052,317.04	542,567.10	55,964.17	17,110.78	4,625.56	7,122.35
269	SAN MIGUEL EL GRANDE	3,306,892.73	2,729,370.40	161,156.78	46,263.03	14,070.17	19,629.89
270	SAN MIGUEL HUAUTLA	1,255,917.36	660,528.00	68,313.74	21,443.17	5,602.09	9,820.84
271	SAN MIGUEL MIXTEPEC	1,739,083.65	582,993.60	90,142.28	27,130.19	7,577.60	11,552.48
272	SAN MIGUEL PANIXTLAHUACA	2,708,770.98	770,025.60	129,449.72	38,515.29	11,135.13	17,801.38
273	SAN MIGUEL PERAS	2,002,462.11	918,034.10	103,300.79	30,951.05	8,700.16	13,051.29
274	SAN MIGUEL PIEDRAS	1,311,780.25	600,362.40	71,823.55	22,565.78	5,855.05	10,046.17
275	SAN MIGUEL QUETZALTEPEC	3,026,811.95	783,561.60	152,121.89	44,973.12	13,063.45	19,958.29

COMISIÓN PERMANENTE DE HACIENDA

ASUNTO: DICTAMEN.

EXPEDIENTE: 640

276	SAN MIGUEL SANTA FLOR	1,400,138.92	872,545.40	76,748.28	23,850.56	6,206.28	9,576.36
277	VILLA SOLA DE VEGA	6,885,921.04	2,976,114.90	340,465.09	99,329.83	29,528.36	43,828.48
278	SAN MIGUEL SOYALTEPEC	14,169,673.56	6,725,552.50	681,329.11	195,454.81	60,311.71	90,148.21
279	SAN MIGUEL SUCHIXTEPEC	1,777,189.81	863,739.00	91,475.77	27,383.98	7,719.01	11,635.93
280	VILLA TALEA DE CASTRO	1,834,877.15	889,502.40	94,476.12	28,295.45	7,974.61	12,048.67
281	SAN MIGUEL TECOMATLÁN	799,936.42	372,614.90	40,686.99	11,982.02	3,447.72	4,745.25
282	SAN MIGUEL TENANGO	993,498.77	416,707.20	53,899.73	16,634.21	4,388.08	6,699.51
283	SAN MIGUEL TEQUIXTEPEC	1,085,535.30	664,324.80	59,473.19	18,612.50	4,835.78	7,973.33
284	SAN MIGUEL TILQUIÁPAM	3,601,949.13	1,778,772.00	198,026.34	61,727.40	16,002.92	25,106.61
285	SAN MIGUEL TLACAMAMA	1,902,334.45	1,008,990.10	96,592.36	28,608.62	8,217.75	12,071.82
286	SAN MIGUEL TLACOTEPEC	2,342,370.72	1,157,952.80	122,768.12	37,344.14	10,263.74	16,263.98
287	SAN MIGUEL TULANCINGO	775,597.38	387,662.40	43,802.99	14,057.07	3,507.93	6,326.33
288	SAN MIGUEL YOTAO	983,149.65	753,697.90	54,659.37	17,137.72	4,384.82	6,868.74
289	SAN NICOLÁS	1,213,909.47	593,092.80	66,408.12	20,636.93	5,380.49	8,401.89
290	SAN NICOLÁS HIDALGO	956,380.61	472,230.90	50,630.84	15,389.55	4,187.16	6,260.14
291	SAN PABLO COATLÁN	2,163,079.27	687,218.40	111,677.53	33,517.25	9,410.53	14,283.42
292	SAN PABLO CUATRO VENADOS	1,293,791.02	582,705.60	70,342.26	21,782.76	5,728.57	8,907.69
293	SAN PABLO ETLA	7,100,742.21	3,871,233.80	311,569.35	83,293.21	29,387.94	41,866.29
294	SAN PABLO HUITZO	2,771,193.59	1,716,251.00	132,662.55	37,621.41	11,731.75	16,293.50
295	SAN PABLO HUIXTEPEC	5,491,166.46	3,171,212.40	254,552.95	71,206.70	23,123.05	34,354.74
296	SAN PABLO MACUILTIANGUIS	972,073.35	521,485.70	52,210.78	16,075.31	4,290.59	6,734.07
297	SAN PABLO TIJALTEPEC	1,502,319.11	713,890.00	79,667.45	24,387.28	6,606.94	10,462.12
298	SAN PABLO VILLA DE MITLA	5,661,688.84	2,199,717.20	269,042.01	76,604.60	24,023.52	35,966.83
299	SAN PABLO YAGANIZA	1,194,533.69	585,936.00	65,512.23	20,430.44	5,307.22	8,471.92
300	SAN PEDRO AMUZGOS	2,714,074.35	1,151,596.90	132,521.09	38,364.82	11,596.30	17,223.34
301	SAN PEDRO APÓSTOL	2,541,252.30	1,506,937.40	133,735.40	40,688.94	11,133.93	17,333.53
302	SAN PEDRO ATOYAC	2,620,511.40	788,012.20	128,644.34	37,054.06	11,168.00	15,380.90
303	SAN PEDRO CAJONOS	961,209.70	409,658.40	51,169.98	15,665.18	4,228.65	6,577.79
304	SAN PEDRO COXCALTEPEC	989,994.49	491,563.20	54,478.12	16,990.51	4,401.74	6,886.24
305	SAN PEDRO COMITANCILLO	1,992,180.42	1,162,120.60	94,384.89	26,472.32	8,388.39	11,235.98
306	SAN PEDRO EL ALTO	2,214,900.32	1,095,173.40	114,867.45	34,560.32	9,643.30	14,634.71
307	SAN PEDRO HUAMELULA	3,789,213.87	773,822.40	188,948.13	55,489.86	16,300.25	24,487.29
308	SAN PEDRO HUILOTEPEC	2,027,031.03	1,654,286.10	96,224.42	27,009.82	8,540.06	11,361.97
309	SAN PEDRO IXCATLÁN	4,888,909.71	1,819,025.50	246,807.97	73,205.06	21,140.72	32,457.74
310	SAN PEDRO IXTLAHUACA	2,811,476.64	1,249,255.70	130,327.89	36,192.19	11,797.11	16,524.57
311	SAN PEDRO	1,141,452.05	620,259.40	62,058.91	19,187.33	5,048.91	7,751.90



COMISIÓN PERMANENTE DE HACIENDA

ASUNTO: DICTAMEN.

EXPEDIENTE: 640

	JALTEPETONGO						
312	SAN PEDRO JICAYÁN	4,476,647.26	1,063,792.80	221,787.10	64,817.54	19,217.66	28,626.34
313	SAN PEDRO JOCOTIPAC	1,230,186.94	632,409.60	68,395.72	21,459.52	5,489.69	8,657.13
314	SAN PEDRO JUCHATENGO	1,435,021.87	767,558.60	70,053.85	20,490.82	6,165.84	9,972.82
315	SAN PEDRO MÁRTIR	1,547,176.60	852,907.50	81,644.56	24,821.38	6,777.79	10,347.67
316	SAN PEDRO MÁRTIR QUIECHAPA	1,273,802.83	721,108.00	70,300.64	22,445.37	5,742.94	10,893.92
317	SAN PEDRO MÁRTIR YUCUXACO	1,354,899.41	730,733.00	71,017.42	21,586.79	5,933.95	9,332.23
318	SAN PEDRO MIXTEPEC (DTO JUQUILA)	25,928,918.19	10,047,297.60	1,097,969.75	298,459.35	110,741.62	163,213.09
319	SAN PEDRO MIXTEPEC (DTO MIAHUATLÁN)	763,755.78	297,564.00	40,668.23	12,454.95	3,360.68	5,234.76
320	SAN PEDRO MOLINOS	739,443.78	322,536.00	40,418.36	12,554.01	3,281.65	5,111.80
321	SAN PEDRO NOPALA	1,021,204.86	456,688.10	54,546.66	16,737.21	4,498.69	7,031.68
322	SAN PEDRO OCOPEATILLO	1,270,227.51	673,032.00	70,547.79	22,114.16	5,659.44	8,919.10
323	SAN PEDRO OCOTEPEC	1,589,465.45	539,248.80	81,694.86	24,349.50	6,885.10	10,022.29
324	SAN PEDRO POCHUTLA	17,645,296.72	5,508,903.50	764,552.28	204,438.86	73,679.81	101,938.93
325	SAN PEDRO QUIATONI	4,620,549.35	2,343,820.30	222,133.40	63,306.91	19,600.12	27,721.92
326	SAN PEDRO SOCHIÁPAM	3,028,521.80	1,887,991.80	151,852.81	44,719.18	13,047.93	19,511.58
327	SAN PEDRO TAPANATEPEC	13,563,595.50	6,672,415.30	670,328.67	194,928.39	58,072.99	83,979.05
328	SAN PEDRO TAVICHE	1,090,802.51	492,768.00	59,191.43	18,313.66	4,822.28	7,506.62
329	SAN PEDRO TEOZACOALCO	1,253,490.48	492,355.00	67,121.27	20,603.95	5,520.87	8,533.43
330	SAN PEDRO TEUTILA	2,180,538.93	670,152.00	112,573.66	33,792.22	9,486.67	14,430.32
331	SAN PEDRO TIDAÁ	1,433,819.06	705,920.10	72,053.46	21,078.78	6,155.65	8,534.35
332	SAN PEDRO TOPILTEPEC	623,680.27	306,014.40	34,562.63	10,831.59	2,777.36	4,408.75
333	SAN PEDRO TOTOLÁPAM	1,613,340.11	393,756.50	78,823.01	23,261.89	6,963.75	12,015.14
334	VILLA DE TUTUTEPEC DE MELCHOR OCAMPO	16,045,320.17	4,518,514.30	762,097.20	215,477.69	67,839.19	96,031.15
335	SAN PEDRO YANERI	1,247,215.87	606,290.40	68,847.34	21,500.41	5,546.99	8,687.69
336	SAN PEDRO YÓLOX	2,030,184.74	1,060,020.10	103,946.76	31,089.77	8,815.69	13,527.44
337	SAN PEDRO Y SAN PABLO AYUTLA	3,114,418.98	1,222,128.80	150,178.82	42,795.91	13,208.16	18,337.43
338	VILLA DE ETLA	4,198,571.69	3,145,905.10	190,699.80	51,621.54	17,435.64	22,173.93
339	SAN PEDRO Y SAN PABLO TEPOSCOLULA	3,641,979.73	1,483,899.70	132,713.01	31,710.69	15,130.43	19,725.44
340	SAN PEDRO Y SAN PABLO TEQUIXTEPEC	1,376,529.16	453,177.60	73,519.80	22,560.20	6,062.69	9,479.15
341	SAN PEDRO YUCUNAMA	895,296.80	422,581.20	47,007.35	14,555.41	3,963.79	7,220.15
342	SAN RAYMUNDO JALPAN	3,866,182.79	1,384,248.00	157,476.06	37,462.74	15,365.61	13,613.90
343	SAN SEBASTIÁN ABASOLO	1,575,806.08	830,975.20	81,415.36	24,501.19	6,865.71	10,634.16
344	SAN SEBASTIÁN COATLÁN	1,874,463.54	1,080,465.60	94,041.85	27,751.80	8,080.39	12,266.62
345	SAN SEBASTIÁN	2,139,538.55	649,410.70	108,479.98	32,108.94	9,236.47	13,602.46




COMISIÓN PERMANENTE DE HACIENDA

ASUNTO: DICTAMEN.

EXPEDIENTE: 640

	IXCAPA						
346	SAN SEBASTIÁN NICANANDUTA	1,516,651.03	571,114.00	72,989.57	20,770.06	6,427.15	8,926.89
347	SAN SEBASTIÁN RÍO HONDO	1,924,654.44	650,040.00	99,702.17	29,997.65	8,380.23	12,775.51
348	SAN SEBASTIÁN TECOMAXTLAHUACA	4,538,471.66	2,465,416.60	227,913.40	66,948.86	19,521.20	28,278.98
349	SAN SEBASTIÁN TEITIPAC	1,351,000.85	522,783.40	71,582.79	21,825.37	5,929.69	9,103.00
350	SAN SEBASTIÁN TUTLA	9,011,021.92	4,082,621.20	414,050.58	115,631.81	37,933.28	58,346.41
351	SAN SIMÓN ALMOLONGAS	1,689,257.86	873,508.80	88,905.14	26,990.28	7,395.67	11,284.25
352	SAN SIMÓN ZAHUATLÁN	1,989,290.14	712,298.40	102,868.91	30,925.67	8,658.99	13,228.79
353	SANTA ANA	1,501,845.69	1,318,628.70	78,020.22	23,524.84	6,545.34	10,028.11
354	SANTA ANA ATEIXTLAHUACA	1,037,046.31	544,675.50	57,932.81	18,211.72	4,629.09	7,276.27
355	SANTA ANA CUAUHTÉMOC	1,011,144.32	545,760.00	56,046.20	17,545.90	4,501.34	7,061.24
356	SANTA ANA DEL VALLE	1,992,007.64	754,516.80	102,120.64	30,440.56	8,630.36	12,768.60
357	SANTA ANA TAVELA	1,338,888.56	631,767.00	69,272.65	20,944.76	5,845.17	9,364.66
358	SANTA ANA TLAPACOYAN	2,005,923.97	964,782.60	103,923.42	31,258.89	8,732.21	13,275.21
359	SANTA ANA YARENI	1,239,303.25	637,946.00	64,421.59	19,435.02	5,405.97	8,303.97
360	SANTA ANA ZEGACHE	2,481,765.84	1,405,560.00	128,333.36	38,614.39	10,811.71	16,645.40
361	SANTA CATALINA QUIERÍ	1,266,077.41	722,352.60	69,833.23	21,828.68	5,635.71	8,910.87
362	SANTA CATARINA CUIXTLA	1,449,602.89	689,887.30	73,653.70	21,848.33	6,267.03	9,320.25
363	SANTA CATARINA IXTEPEJI	1,678,745.38	776,324.90	87,066.50	26,288.93	7,324.29	11,466.40
364	SANTA CATARINA JUQUILA	6,908,513.57	3,467,762.30	329,697.64	93,157.87	29,192.04	39,946.18
365	SANTA CATARINA LACHATAO	1,057,760.33	459,829.50	54,125.81	16,199.98	4,597.59	7,130.69
366	SANTA CATARINA LOXICHA	3,022,848.83	1,889,636.60	143,046.30	41,066.33	12,876.36	21,018.88
367	SANTA CATARINA MECHOACÁN	2,303,233.47	877,198.60	118,403.60	35,433.40	10,003.89	15,135.34
368	SANTA CATARINA MINAS	3,128,425.27	1,880,907.20	170,067.22	52,513.61	13,823.58	20,945.62
369	SANTA CATARINA QUIANÉ	1,162,024.29	744,370.90	61,042.79	18,548.48	5,091.55	7,916.89
370	SANTA CATARINA TAYATA	1,095,339.80	612,307.40	53,862.17	15,565.13	4,675.86	6,574.34
371	SANTA CATARINA TICUÁ	1,334,973.53	694,320.30	70,133.36	21,276.42	5,840.98	8,937.41
372	SANTA CATARINA YOSONOTÚ	1,572,755.78	789,715.80	84,636.14	26,051.27	6,938.72	10,749.09
373	SANTA CATARINA ZAPOQUILA	863,471.24	445,039.20	48,422.36	15,254.47	3,862.02	6,093.51
374	SANTA CRUZ ACATEPEC	1,176,270.62	499,665.60	63,308.44	19,486.47	5,190.64	8,035.03
375	SANTA CRUZ AMILPAS	4,991,591.81	2,619,242.80	214,115.63	55,654.57	20,446.00	26,884.59
376	SANTA CRUZ DE BRAVO	721,440.51	402,691.80	39,646.47	12,354.06	3,202.29	5,019.27
377	SANTA CRUZ ITUNDUJIA	4,693,398.41	1,835,206.00	234,059.55	68,633.67	20,178.63	29,891.04
378	SANTA CRUZ	1,806,191.69	1,288,743.60	91,529.80	27,154.24	7,809.85	11,783.32




COMISIÓN PERMANENTE DE HACIENDA

ASUNTO: DICTAMEN.

EXPEDIENTE: 640

	MIXTEPEC						
379	SANTA CRUZ NUNDACO	1,686,332.63	566,191.20	87,943.22	26,561.48	7,356.32	11,243.25
380	SANTA CRUZ PAPALUTLA	1,219,241.47	466,713.60	64,220.11	19,519.67	5,336.35	8,190.20
381	SANTA CRUZ TACACHE DE MINA	1,488,457.91	1,288,863.90	74,278.73	21,745.25	6,393.87	9,318.54
382	SANTA CRUZ TACAHUA	1,213,823.04	623,156.50	65,657.24	20,246.06	5,360.66	8,223.60
383	SANTA CRUZ TAYATA	882,174.66	398,577.00	46,985.41	14,717.66	3,928.34	7,359.93
384	SANTA CRUZ XITLA	2,246,066.57	727,092.00	115,618.84	34,643.42	9,762.70	14,831.27
385	SANTA CRUZ XOXCOTLÁN	43,138,542.62	11,207,454.10	1,800,410.59	464,415.13	176,534.29	259,387.67
386	SANTA CRUZ ZENZONTEPEC	10,869,516.23	1,579,535.10	491,765.67	133,643.12	45,225.93	61,105.45
387	SANTA GERTRUDIS	1,716,790.92	851,193.50	84,740.75	24,672.45	7,355.09	10,839.69
388	SANTA INÉS DEL MONTE	1,770,201.46	2,157,485.70	93,847.31	28,621.83	7,763.33	11,893.17
389	SANTA INÉS YATZECHÉ	1,538,794.60	823,980.00	85,935.05	27,039.68	6,879.50	10,909.77
390	SANTA LUCÍA DEL CAMINO	17,541,103.43	4,924,808.50	863,484.17	256,115.66	75,885.31	131,448.83
391	SANTA LUCÍA MIAHUATLÁN	2,081,307.57	973,605.50	109,161.19	33,090.41	9,102.66	13,949.97
392	SANTA LUCÍA MONTEVERDE	3,393,753.01	1,370,571.80	171,677.23	50,952.83	14,675.47	22,419.66
393	SANTA LUCÍA OCOTLÁN	2,142,462.71	782,104.10	108,761.11	32,250.07	9,259.29	13,767.32
394	SANTA MARÍA ALOTEPEC	1,454,971.17	467,563.20	75,393.12	22,758.19	6,347.26	9,959.56
395	SANTA MARÍA APAZCO	1,652,916.56	698,500.80	89,492.23	27,657.42	7,308.77	11,410.72
396	SANTA MARÍA LA ASUNCIÓN	2,086,253.88	754,509.60	110,316.12	33,635.94	9,150.22	14,178.54
397	HEROICA CIUDAD DE TLAXIACO	19,746,944.33	9,228,160.20	878,085.14	238,465.93	82,404.94	119,214.66
398	AYOQUEZCO DE ALDAMA	2,881,474.20	1,469,738.20	139,870.02	40,141.14	12,264.56	17,454.58
399	SANTA MARÍA ATZOMPA	11,321,511.48	3,970,622.00	484,219.13	125,438.00	46,498.49	57,242.20
400	SANTA MARÍA CAMOTLÁN	1,746,993.89	632,489.00	82,167.57	22,850.23	7,328.43	9,506.28
401	SANTA MARÍA COLOTEPEC	9,726,747.94	4,630,974.30	398,320.58	103,032.79	40,308.03	59,152.96
402	SANTA MARÍA CORTIJO	1,045,166.21	488,054.40	56,945.64	17,652.15	4,629.80	7,203.30
403	SANTA MARÍA COYOTEPEC	1,726,857.54	1,009,490.90	79,326.64	21,876.90	7,225.15	10,069.17
404	SANTA MARÍA CHACHOÁPAM	1,042,702.45	686,052.20	53,824.01	16,136.77	4,529.48	6,813.69
405	VILLA DE CHILAPA DE DÍAZ	1,629,536.54	763,499.20	77,037.47	21,973.78	6,920.97	10,792.04
406	SANTA MARÍA CHILCHOTLA	9,283,810.45	3,039,518.60	464,299.26	136,575.60	39,971.20	59,958.29
407	SANTA MARÍA CHIMALAPA	3,789,202.31	864,907.20	184,312.90	54,554.13	15,769.56	23,763.84
408	SANTA MARÍA DEL ROSARIO	853,082.52	586,682.00	45,416.44	13,873.37	3,744.29	5,709.18
409	SANTA MARÍA DEL TULE	4,619,066.93	1,856,900.80	207,043.51	56,578.07	19,280.62	28,754.87
410	SANTA MARÍA ECATEPEC	2,055,680.41	753,232.80	108,114.89	33,174.29	9,051.70	15,211.21
411	SANTA MARÍA GUELACÉ	994,171.29	564,285.80	54,545.23	16,971.61	4,409.28	6,847.49



COMISIÓN PERMANENTE DE HACIENDA

ASUNTO: DICTAMEN.

EXPEDIENTE: 640

412	SANTA MARÍA GUIENAGATI	2,719,150.39	654,900.70	124,475.59	33,739.51	11,287.29	13,775.22
413	SANTA MARÍA HUATULCO	62,445,971.89	28,275,359.00	2,517,603.08	682,637.00	252,538.62	420,959.11
414	SANTA MARÍA HUAZOLITLÁN	4,629,274.94	1,702,638.10	223,218.19	64,042.85	19,703.76	29,027.06
415	SANTA MARÍA IPALAPA	2,269,656.50	647,445.60	115,822.21	34,517.32	9,833.47	14,892.10
416	SANTA MARÍA IXCATLÁN	1,063,052.53	628,858.30	59,184.95	18,567.45	4,744.72	7,444.35
417	SANTA MARÍA JACATEPEC	4,652,395.70	2,597,637.20	229,795.80	67,252.98	19,990.54	30,640.28
418	SANTA MARÍA JALAPA DEL MARQUÉS	4,262,850.41	1,462,482.10	203,101.76	60,418.54	18,484.88	37,248.51
419	SANTA MARÍA JALTIANGUIS	965,262.80	579,681.80	52,413.17	16,263.85	4,278.76	6,825.62
420	SANTA MARÍA LACHIXÍO	1,530,027.46	574,600.80	78,255.98	23,406.45	6,642.28	10,276.03
421	SANTA MARÍA MIXTEQUILLA	4,218,713.17	2,000,505.50	215,727.38	64,890.92	18,370.46	29,813.97
422	SANTA MARÍA NATIVITAS	1,114,866.65	510,346.50	56,402.46	16,586.41	4,799.82	6,743.36
423	SANTA MARÍA NDUAYACO	886,566.19	400,934.40	49,261.02	15,432.42	3,951.89	6,178.28
424	SANTA MARÍA OZOLOTEPEC	2,379,336.22	2,067,397.40	124,018.96	37,426.84	10,379.88	15,747.30
425	SANTA MARÍA PÁPALO	1,823,539.11	864,048.10	91,457.58	26,880.17	7,848.83	11,512.31
426	SANTA MARÍA PEÑOLES	3,869,941.59	887,661.60	195,674.53	57,866.56	16,705.73	24,778.79
427	SANTA MARÍA PETAPA	5,319,236.02	1,792,334.30	252,025.24	71,592.55	22,547.56	33,649.53
428	SANTA MARÍA QUIEGOLANI	1,480,351.01	658,848.00	79,923.15	24,649.80	6,532.35	10,136.79
429	SANTA MARÍA SOLA	1,373,486.93	614,184.00	74,547.39	23,104.08	6,080.32	9,620.28
430	SANTA MARÍA TATALTEPEC	845,570.51	525,902.30	47,010.79	14,711.36	3,769.52	5,821.02
431	SANTA MARÍA TECOMAVACA	1,096,010.68	523,200.00	57,133.53	17,234.68	4,778.98	7,221.33
432	SANTA MARÍA TEMAXCALAPA	1,222,067.78	674,564.30	66,362.99	20,582.01	5,411.25	8,600.77
433	SANTA MARÍA TEMAXCALTEPEC	1,673,513.58	577,564.80	88,521.67	26,970.21	7,338.83	11,282.91
434	SANTA MARÍA TEOPOXCO	2,546,611.68	809,421.60	124,013.63	35,693.45	10,852.11	15,571.83
435	SANTA MARÍA TEPANTLALI	1,968,624.91	918,164.80	99,787.11	29,565.24	8,507.66	12,667.18
436	SANTA MARÍA TEXCATITLÁN	1,108,965.23	523,401.60	60,530.90	18,785.96	4,912.32	7,656.89
437	SANTA MARÍA TLAHUITOLTEPEC	7,185,270.49	865,711.20	310,150.34	79,309.27	29,213.14	31,766.96
438	SANTA MARÍA TLALIXTAC	1,505,924.48	631,670.40	81,715.72	25,674.00	6,724.66	11,991.14
439	SANTA MARÍA TONAMECA	9,514,617.39	27,276,537.60	445,994.71	124,511.39	40,007.03	54,848.78
440	SANTA MARÍA TOTOLAPILLA	1,212,883.16	950,026.90	64,359.00	19,700.30	5,333.02	8,430.52
441	SANTA MARÍA XADANI	2,989,413.52	1,692,035.30	144,991.47	42,506.18	12,860.10	21,834.43
442	SANTA MARÍA YALINA	684,878.79	402,124.20	37,972.24	11,898.78	3,054.70	4,819.79
443	SANTA MARÍA YAVESÍA	723,531.83	349,168.00	37,456.94	11,200.95	3,140.18	4,542.60
444	SANTA MARÍA	893,153.83	465,647.20	49,200.94	15,361.21	3,975.58	6,268.14



COMISIÓN PERMANENTE DE HACIENDA

ASUNTO: DICTAMEN.

EXPEDIENTE: 640

	YOLOTEPEC						
445	SANTA MARÍA YOSOYÚA	1,418,303.93	620,870.40	76,280.74	23,456.76	6,254.52	9,619.05
446	SANTA MARÍA YUCUHITI	2,981,864.76	1,101,604.10	148,410.47	43,877.41	12,875.93	20,669.23
447	SANTA MARÍA ZACATEPEC	5,834,383.23	3,248,068.70	286,057.67	82,991.58	24,956.91	36,929.91
448	SANTA MARÍA ZANIZA	1,397,214.46	511,670.40	72,754.30	21,905.91	6,085.27	9,091.06
449	SANTA MARÍA ZOQUITLÁN	1,817,427.01	639,441.60	94,594.08	28,744.44	7,960.61	12,945.66
450	SANTIAGO AMOLTEPEC	5,307,284.52	1,021,812.00	265,714.66	78,143.65	22,848.90	34,003.77
451	SANTIAGO APOALA	1,298,035.18	559,279.20	71,556.63	22,329.89	5,773.54	9,015.46
452	SANTIAGO APÓSTOL	2,934,116.93	1,284,438.90	147,246.06	43,405.15	12,646.19	18,986.57
453	SANTIAGO ASTATA	1,627,081.85	409,154.40	81,681.77	24,085.95	7,009.47	10,532.46
454	SANTIAGO ATITLÁN	1,759,484.01	557,851.20	91,701.20	27,741.95	7,684.03	11,925.41
455	SANTIAGO AYUQUILLILLA	1,770,418.14	908,328.60	89,516.74	26,560.14	7,656.00	11,706.78
456	SANTIAGO CACALOXTEPEC	1,209,613.03	843,078.60	62,661.38	18,862.27	5,271.01	8,076.31
457	SANTIAGO CAMOTLÁN	2,064,487.60	681,004.80	108,824.23	33,436.01	9,091.49	15,288.47
458	SANTIAGO COMALTEPEC	1,608,961.92	666,882.60	76,908.71	21,619.67	6,782.69	8,750.91
459	SANTIAGO CHAZUMBA	2,652,552.51	1,324,194.50	131,354.47	38,372.95	11,385.63	16,941.24
460	SANTIAGO CHOÁPAM	2,821,726.88	809,596.80	146,059.02	43,938.73	12,284.35	18,784.92
461	SANTIAGO DEL RÍO	1,032,367.77	574,221.10	54,736.12	16,650.55	4,519.31	6,747.45
462	SANTIAGO HUAJOLITLÁN	2,602,675.14	1,299,772.60	127,577.19	37,117.40	11,150.90	16,938.07
463	SANTIAGO HUAUCLILLA	879,619.88	432,224.70	48,216.55	15,019.09	3,907.90	6,178.98
464	SANTIAGO IHUITLÁN PLUMAS	818,543.82	416,361.60	45,754.78	14,417.08	3,662.75	5,875.87
465	SANTIAGO IXCUINTEPEC	1,183,708.33	535,370.40	63,448.51	19,493.33	5,217.63	8,111.50
466	SANTIAGO IXTAYUTLA	5,061,214.10	992,438.40	251,934.64	73,777.76	21,744.75	32,158.25
467	SANTIAGO JAMILTEPEC	7,290,754.83	18,121,981.90	349,487.11	99,411.35	30,901.29	43,720.12
468	SANTIAGO JOCOTEPEC	5,699,572.73	3,023,734.50	285,115.23	83,870.76	24,540.26	36,772.82
469	SANTIAGO JUXTLAHUACA	14,770,853.33	5,795,384.70	716,243.42	205,227.92	62,809.82	88,662.21
470	SANTIAGO LACHIGUIRI	2,376,520.41	639,000.00	121,373.73	36,146.40	10,298.62	15,436.14
471	SANTIAGO LALOPE	1,033,795.41	628,425.60	58,129.73	18,377.13	4,632.22	7,463.81
472	SANTIAGO LAOLLAGA	4,233,981.22	2,162,683.20	234,425.17	73,451.74	18,868.25	30,010.02
473	SANTIAGO LAXOPA	1,230,029.94	587,011.60	65,927.47	20,265.81	5,422.64	8,450.54
474	SANTIAGO LLANO GRANDE	1,700,048.37	582,592.80	87,922.61	26,420.90	7,395.42	11,255.30
475	SANTIAGO MATATLÁN	5,711,589.36	4,088,053.50	286,624.97	84,416.58	24,603.45	36,634.64
476	SANTIAGO MILTEPEC	762,058.39	415,627.20	42,723.93	13,502.87	3,415.97	5,544.04
477	SANTIAGO MINAS	1,420,800.75	782,060.90	75,933.94	23,252.25	6,245.34	9,547.02
478	SANTIAGO NACALTEPEC	1,398,614.71	458,882.40	74,563.65	22,827.52	6,149.94	9,486.58
479	SANTIAGO NEJAPILLA	674,672.67	370,774.50	37,922.94	12,024.33	3,029.07	5,021.49
480	SANTIAGO NUNDICHE	1,267,969.89	593,054.40	67,696.92	20,710.81	5,573.93	8,477.35
481	SANTIAGO NUYOÓ	1,547,673.96	697,753.60	79,614.08	23,791.12	6,718.67	9,989.47
482	SANTIAGO PINOTEPA NACIONAL	31,359,175.18	8,524,723.20	1,413,756.03	378,868.82	129,681.55	158,431.02

COMISIÓN PERMANENTE DE HACIENDA

ASUNTO: DICTAMEN.

EXPEDIENTE: 640

483	SANTIAGO SUCHILQUITONGO	3,900,537.96	2,035,307.50	183,720.69	51,676.21	16,459.61	23,396.33
484	SANTIAGO TAMAZOLA	2,683,477.10	1,170,707.50	129,931.67	37,237.92	11,413.17	16,277.24
485	SANTIAGO TAPEXTLA	1,897,695.55	933,347.50	99,460.52	30,132.47	8,295.14	12,706.52
486	VILLA TEJUPAM DE LA UNIÓN	1,586,479.45	2,457,064.10	79,352.29	23,205.93	6,809.85	9,681.08
487	SANTIAGO TENANGO	2,130,522.39	863,021.70	78,816.66	19,192.65	8,891.63	12,036.47
488	SANTIAGO TEPETLAPA	743,827.60	475,111.20	41,283.05	12,954.08	3,316.30	5,289.47
489	SANTIAGO TETEPEC	2,741,875.86	835,503.70	140,096.99	41,707.11	11,873.27	17,687.97
490	SANTIAGO TEXCALCINGO	1,720,070.78	690,483.70	89,277.22	26,895.83	7,497.62	11,445.65
491	SANTIAGO TEXTITLÁN	2,052,377.64	683,493.60	102,962.60	30,563.90	8,877.33	14,168.43
492	SANTIAGO TILANTONGO	2,651,119.17	1,078,867.70	139,382.29	42,515.31	11,629.41	18,619.72
493	SANTIAGO TILLO	732,406.78	402,473.10	39,333.69	12,137.45	3,233.34	5,189.34
494	SANTIAGO TLAZOYALTEPEC	2,575,009.07	1,196,086.20	133,459.22	40,245.15	11,229.71	17,432.95
495	SANTIAGO XANICA	1,930,380.85	697,214.40	102,441.44	31,277.75	8,472.17	13,050.99
496	SANTIAGO XIACUÍ	1,181,137.65	540,907.90	60,875.44	18,249.01	5,134.91	7,774.59
497	SANTIAGO YAITEPEC	2,310,867.69	1,036,873.60	119,847.76	36,110.38	10,069.36	15,475.81
498	SANTIAGO YAVEO	3,566,522.39	1,325,133.60	185,405.14	56,302.82	15,609.35	25,371.10
499	SANTIAGO YOLOMÉCATL	1,539,723.96	770,489.20	72,588.23	20,724.74	6,540.25	10,431.52
500	SANTIAGO YOSONDÚA	3,715,099.99	1,114,315.20	189,952.85	56,679.16	16,107.45	24,413.75
501	SANTIAGO YUCUYACHI	1,009,677.22	522,246.50	55,247.97	17,170.44	4,478.10	7,002.77
502	SANTIAGO ZACATEPEC	2,718,700.17	744,631.20	135,697.69	40,085.19	11,736.61	18,442.94
503	SANTIAGO ZOOCHILA	1,428,406.99	551,560.30	69,226.43	19,803.08	6,067.05	8,466.55
504	NUEVO ZOQUIÁPAM	1,558,823.86	760,087.10	77,093.62	22,419.05	6,677.53	9,619.84
505	SANTO DOMINGO INGENIO	2,891,100.00	829,850.40	143,432.38	41,971.08	12,419.58	18,572.46
506	SANTO DOMINGO ALBARRADAS	938,110.02	467,282.40	51,700.48	16,143.15	4,173.71	6,563.24
507	SANTO DOMINGO ARMENTA	1,816,307.99	881,300.60	94,141.33	28,326.47	7,909.05	12,041.46
508	SANTO DOMINGO CHIHUITÁN	1,016,004.59	385,501.20	50,462.13	14,680.93	4,349.26	6,136.19
509	SANTO DOMINGO DE MORELOS	4,301,665.23	1,556,011.90	207,940.03	59,701.18	18,309.41	26,787.25
510	SANTO DOMINGO IXCATLÁN	1,099,843.82	425,395.20	60,733.11	18,969.46	4,889.47	7,657.44
511	SANTO DOMINGO NUXAÁ	1,958,605.88	1,020,402.80	101,076.24	30,310.19	8,515.84	12,858.05
512	SANTO DOMINGO OZOLÓTEPEC	1,109,418.38	535,209.60	61,169.95	19,091.23	4,929.48	7,723.86
513	SANTO DOMINGO PETAPA	3,632,864.60	966,244.80	183,631.89	54,402.52	15,698.80	23,689.59
514	SANTO DOMINGO ROAYAGA	1,265,593.39	610,538.40	69,931.63	21,860.16	5,629.35	8,855.17
515	SANTO DOMINGO TEHUANTEPEC	30,820,777.85	13,761,393.70	1,464,581.51	414,904.34	130,435.57	187,271.13
516	SANTO DOMINGO TEJOMULCO	2,585,249.24	752,715.70	129,679.01	38,117.13	11,128.65	16,320.57
517	SANTO DOMINGO TEPUXTEPEC	2,453,353.28	690,698.40	121,723.70	35,950.92	10,591.57	17,117.53
518	SANTO DOMINGO TLATAYÁPAM	655,740.31	413,633.00	35,910.33	11,120.74	2,901.87	4,341.25



COMISIÓN PERMANENTE DE HACIENDA

ASUNTO: DICTAMEN.

EXPEDIENTE: 640

519	SANTO DOMINGO TOMALTEPEC	1,670,520.70	913,348.00	84,638.80	25,188.67	7,231.36	11,220.87
520	SANTO DOMINGO TONALÁ	4,002,711.18	2,223,785.00	197,106.02	57,550.44	17,176.96	26,236.10
521	SANTO DOMINGO TONALTEPEC	860,270.54	452,270.90	48,158.48	15,141.70	3,839.29	5,974.69
522	SANTO DOMINGO XAGACÍA	1,069,589.52	492,936.00	57,951.40	17,916.56	4,729.81	7,361.61
523	SANTO DOMINGO YANHUITLÁN	1,865,338.49	722,226.60	87,692.92	25,205.05	7,953.98	13,515.56
524	SANTO DOMINGO YODOHINO	801,030.36	396,569.10	43,015.13	13,166.86	3,522.78	5,219.37
525	SANTO DOMINGO ZANATEPEC	6,901,833.34	2,236,128.80	267,047.90	68,067.17	29,110.57	41,558.02
526	SANTOS REYES NOPALA	5,973,026.98	1,826,237.90	291,448.26	84,209.20	25,502.69	37,400.77
527	SANTOS REYES PÁPALO	1,890,479.30	1,100,392.90	97,287.65	29,298.48	8,241.55	13,120.62
528	SANTOS REYES TEPEJILLO	1,182,911.00	534,650.40	62,300.17	19,049.39	5,197.97	8,426.87
529	SANTOS REYES YUCUNÁ	1,313,748.43	577,485.60	71,642.97	22,219.24	5,816.40	9,061.86
530	SANTO TOMÁS JALIEZA	2,309,183.49	1,077,270.80	112,608.12	32,756.92	9,892.90	15,398.37
531	SANTO TOMÁS MAZALTEPEC	1,469,366.05	581,491.20	76,820.65	23,220.17	6,415.97	9,740.16
532	SANTO TOMÁS OCOTEPEC	2,091,871.47	1,349,078.40	107,744.35	32,287.29	9,092.67	13,779.72
533	SANTO TOMÁS TAMAZULAPAN	1,735,270.01	885,314.50	88,467.66	26,284.75	7,509.74	11,106.34
534	SAN VICENTE COATLÁN	2,150,834.18	857,439.10	106,579.91	31,187.46	9,237.06	13,922.59
535	SAN VICENTE LACHIXÍO	2,161,417.38	662,906.40	107,856.96	31,428.93	9,261.14	12,909.89
536	SAN VICENTE NUÑÚ	848,555.76	452,649.60	47,537.91	15,143.51	3,822.63	6,675.49
537	SILACAYOÁPAM	4,577,948.13	1,978,060.10	226,997.65	66,266.06	19,640.62	28,863.34
538	SITIO DE XITLAPEHUA	1,069,374.52	616,428.70	59,239.07	18,532.26	4,760.18	7,458.57
539	SOLEDAD ETLA	2,053,286.54	1,267,193.90	99,948.91	28,774.82	8,749.37	12,599.46
540	VILLA DE TAMAZULÁPAM DEL PROGRESO	3,911,479.35	2,126,663.40	181,440.62	51,353.07	16,562.19	26,834.57
541	TANETZE DE ZARAGOZA	1,315,747.30	706,989.40	68,414.55	20,581.57	5,732.50	8,552.98
542	TANICHE	1,117,452.66	669,196.70	61,173.66	18,993.03	4,955.69	7,641.96
543	TATALTEPEC DE VALDÉS	2,565,919.86	694,557.60	131,001.65	39,306.57	11,159.18	17,870.14
544	TEOCOCUILCO DE MARCOS PÉREZ	1,175,479.29	574,449.30	60,405.54	18,021.92	5,097.82	7,507.13
545	TEOTITLÁN DE FLORES MAGÓN	7,614,429.71	4,143,311.80	398,436.30	120,170.35	33,203.79	49,132.55
546	TEOTITLÁN DEL VALLE	2,733,069.74	1,257,944.50	137,513.37	41,461.64	11,919.47	21,196.08
547	TEOTONGO	1,209,451.15	624,458.50	62,992.07	18,936.34	5,262.33	7,748.41
548	TEPELME VILLA DE MORELOS	2,010,806.23	1,001,388.70	96,392.00	28,276.97	8,656.82	15,551.38
549	HEROICA VILLA TEZOATLÁN DE SEGURA Y LUNA, CUNA DE LA INDEPENDENCIA DE OAXACA	6,560,654.17	3,218,158.30	324,549.96	94,155.06	28,054.91	39,482.20



COMISIÓN PERMANENTE DE HACIENDA


ASUNTO: DICTAMEN.

EXPEDIENTE: 640

550	SAN JERÓNIMO TLACOLULA DE TLACOTEPEC	3,702,048.16	966,402.90	167,064.29	45,821.81	15,469.90	22,847.04
551	MATAMOROS	13,642,486.23	6,730,464.90	575,966.91	149,614.04	56,038.71	79,056.81
552	PLUMAS	732,131.44	644,408.50	39,349.80	12,275.89	3,252.19	5,698.28
553	TLALIXTAC DE CABRERA	7,095,697.00	2,639,888.30	307,081.08	82,018.98	29,383.92	44,945.62
554	TOTONTEPEC VILLA DE MORELOS	3,253,642.34	1,399,226.60	158,419.06	46,035.10	13,930.23	21,678.47
555	TRINIDAD ZAACHILA	1,627,506.63	918,258.40	84,188.65	25,263.03	7,077.87	10,619.22
556	LA TRINIDAD VISTA HERMOSA	756,194.54	474,333.60	42,908.40	13,698.85	3,408.99	5,757.52
557	UNIÓN HIDALGO	8,065,933.92	4,635,539.30	388,377.78	113,651.53	34,673.14	60,042.93
558	VALERIO TRUJANO	1,017,371.71	384,004.80	53,922.60	16,446.24	4,466.60	6,869.75
559	SAN JUAN BAUTISTA VALLE NACIONAL	8,681,502.61	2,046,806.40	431,638.19	126,780.45	37,356.98	57,069.27
560	VILLA DÍAZ ORDAZ	3,451,724.95	1,606,919.80	169,826.62	50,028.67	14,877.41	24,523.95
561	YAXE	3,637,471.42	2,089,427.30	195,675.63	60,105.05	16,026.50	24,388.80
562	MAGDALENA YODOCONO DE PORFIRIO DÍAZ	1,229,449.69	651,567.20	62,175.53	18,486.79	5,322.07	8,270.92
563	YOGANA	1,204,232.90	542,937.60	65,449.45	20,309.62	5,335.01	8,464.82
564	YUTANDUCHI DE GUERRERO	1,630,483.66	704,691.60	81,395.29	23,756.19	6,990.99	9,876.77
565	VILLA DE ZAACHILA	17,801,780.07	8,144,917.40	769,050.81	200,129.46	72,912.00	92,335.36
566	SAN MATEO YUCUTINDOO	2,041,492.52	675,062.50	105,139.45	31,408.18	8,855.99	13,043.36
567	ZAPOTITLÁN LAGUNAS	1,923,382.73	662,091.50	100,373.92	30,432.82	8,408.37	13,230.46
568	ZAPOTITLÁN PALMAS	1,118,536.87	713,922.60	58,185.85	17,523.14	4,872.27	7,343.77
569	SANTA INÉS DE ZARAGOZA	1,432,064.87	688,751.20	75,794.26	23,097.39	6,281.61	9,643.67
570	ZIMATLÁN DE ÁLVAREZ	9,566,479.12	3,862,596.20	436,827.81	122,017.62	40,445.33	61,360.12

Artículo 3. El Fondo General de Participaciones (FGP) se constituirá con el 21% de la recaudación federal participable que obtenga la federación en un ejercicio, el cual se integrará de \$3,591,381,529.47 (Tres mil quinientos noventa y un millones trescientos ochenta y un mil, quinientos veintinueve pesos 47/100 M.N.) y se distribuirá a los Municipios conforme a la fórmula establecida en el artículo 6 de la Ley de Coordinación Fiscal para el Estado de Oaxaca.

Artículo 4. El Fondo de Impuestos Especiales de Producción y Servicios (FIEPS) se constituirá del 20% de la recaudación federal participable que obtenga la federación en un ejercicio, el cual se integrará de



COMISIÓN PERMANENTE DE HACIENDA

ASUNTO: DICTAMEN.

EXPEDIENTE: 640

\$69,165,491.00 (Sesenta y nueve millones ciento sesenta y cinco mil, cuatrocientos noventa y un pesos 00/100 M.N.) y se distribuirá a los Municipios conforme a la fórmula establecida en el artículo 6A de la Ley de Coordinación Fiscal para el Estado de Oaxaca.

Artículo 5. El Fondo del Impuesto Sobre Automóviles Nuevos (FISAN) se constituirá del 20% de la recaudación federal participable que obtenga la federación en un ejercicio, el cual se integrará de \$22,505,692.80 (Veintidós millones quinientos cinco mil seiscientos noventa y dos 80/100 M.N.) y se distribuirá a los Municipios conforme a la fórmula establecida en el artículo 6B de la Ley de Coordinación Fiscal para el Estado de Oaxaca.

Artículo 6. El Fondo de Compensación del Impuesto Sobre Automóviles Nuevos (FOCOISAN) se constituirá del 20% de la recaudación federal participable que obtenga la federación en un ejercicio, el cual se integrará de \$6,747,867.40 (Seis millones setecientos cuarenta y siete mil ochocientos sesenta y siete pesos 40/100 M.N.) y se distribuirá a los Municipios conforme a la fórmula establecida en el artículo 6C de la Ley de Coordinación Fiscal para el Estado de Oaxaca.

Artículo 7. El Fondo de Fiscalización y Recaudación (FOFIR) se constituirá del 20% de la recaudación federal participable que obtenga la federación en un ejercicio, el cual se integrará de \$183,496,932.00 (Ciento ochenta y tres millones cuatrocientos noventa y seis mil novecientos treinta y dos pesos 00/100 M.N.) y se distribuirá a los



COMISIÓN PERMANENTE DE HACIENDA

ASUNTO: DICTAMEN.

EXPEDIENTE: 640


Municipios conforme a la fórmula establecida en el artículo 6D de la Ley de Coordinación Fiscal para el Estado de Oaxaca.

Artículo 8. Fondo de Fomento Municipal (FFM) estimado para el ejercicio fiscal 2020, se integrará de \$1,458,899,360.00 (Mil cuatrocientos cincuenta y ocho millones ochocientos noventa y nueve mil trescientos sesenta pesos 00/100 M.N.) y se distribuirá conforme a la fórmula establecida en el artículo 7 de la Ley de Coordinación Fiscal para el Estado de Oaxaca.

Artículo 9. Fondo de Compensación (FC) estimado para el ejercicio fiscal 2020, asciende a \$127,802,775.80 (Ciento veintisiete millones ochocientos dos mil setecientos setenta y cinco pesos 80/100 M.N.) los cuales se distribuirán entre los Municipios conforme a la fórmula establecida en el artículo 7 A de la Ley de Coordinación Fiscal para el Estado de Oaxaca.

Artículo 10. Fondo Municipal del Impuesto a las Ventas Finales de Gasolina y Diésel (FOGADI), estimado para el ejercicio fiscal 2020, ascienden a \$94, 604,471.80 (Noventa y cuatro millones seiscientos cuatro mil cuatrocientos setenta y un pesos 80/100 M.N.) los cuales se distribuirán entre los Municipios conforme a la fórmula establecida en el artículo 7 B de la Ley de Coordinación Fiscal para el Estado de Oaxaca.

Artículo 11. La Secretaría de Finanzas efectuará el pago de las Participaciones fiscales federales 2020 conforme a la radicación de la



COMISIÓN PERMANENTE DE HACIENDA


ASUNTO: DICTAMEN.

EXPEDIENTE: 640

federación y de conformidad con lo dispuesto en el artículo 115 de la Constitución Política del Estado Libre y Soberano de Oaxaca, según los términos previstos en el artículo 8 de la Ley de Coordinación Fiscal para el Estado de Oaxaca, atendiendo el siguiente calendario:

Mes	ISAN	FOCO	FOGADI	FGP	FOCO ISAN	FOFIR	IEPS	FFM
Enero	15	15	15	17 y 24	31	31	5 de feb	5 de feb
Febrero	14	14	14	14 y 21	28	28	4 de marzo	4 de marzo
Marzo	13	13	13	17 y 24	30	30	6 de abril	6 de abril
Abril	15	15	15	17 y 24	30	30	5 de mayo	5 de mayo
Mayo	15	15	15	15 y 22	29	29	5 de junio	5 de junio
Junio	15	15	15	16 y 23	30	30	6 de julio	6 de julio
Julio	15	15	15	17 y 24	31	31	5 de agosto	5 de agosto
Agosto	14	14	14	14 y 21	31	31	4 de septiembre	4 de septiembre
Septiembre	15	15	15	15 y 22	30	30	5 de octubre	5 de octubre
Octubre	14	14	14	16 y 23	30	30	5 de noviembre	5 de noviembre
Noviembre	13	13	13	16 y 23	30	30	4 de diciembre	4 de diciembre
Diciembre	15	15	15	15 y 22	31	31	31 de diciembre	31 de diciembre

Las autoridades municipales informarán a la Secretaría de Finanzas, mediante autorización que conste en acta de cabildo aprobada, a que alude el artículo 8 de la Ley de Coordinación Fiscal para el Estado de Oaxaca, la clave interbancaria estandarizada (CLABE), número de referencia de la cuenta e institución financiera a la cual debe realizarse la





“2019, Año por la erradicación de la violencia contra la mujer”

COMISIÓN PERMANENTE DE HACIENDA

ASUNTO: DICTAMEN.

EXPEDIENTE: 640

transferencia de las participaciones fiscales que les corresponda en las fechas señaladas.

Debiendo las autoridades municipales remitir a la Secretaría de Finanzas, en un plazo de diez días naturales contados a partir de la transferencia realizada, el comprobante fiscal digital a nombre del Gobierno del Estado de Oaxaca.

La omisión de la obligación señalada en el párrafo anterior deberá ser notificada al Órgano Superior de Fiscalización del Estado y al Congreso del Estado, para que actúen conforme a derecho mediante los procedimientos administrativos y legales a que haya lugar.

Los montos estimados que corresponden a los Municipios para el ejercicio fiscal 2020, son los siguientes:



“2019, Año por la erradicación de la violencia contra la mujer”

COMISIÓN PERMANENTE DE HACIENDA

ASUNTO: DICTAMEN.

EXPEDIENTE: 640

DECRETO QUE ESTABLECE LOS PORCENTAJES, FÓRMULAS Y VARIABLES UTILIZADAS PARA LA DISTRIBUCIÓN DE LOS FONDOS QUE INTEGRAN LAS PARTICIPACIONES A LOS MUNICIPIOS DEL ESTADO DE OAXACA PARA EL EJERCICIO FISCAL 2020

Estimación de Participaciones Provisionales 2020

Clave municipio	Nombre del municipio	FGP 2020		FIEPS 2020		FISAN 2020		FOCOISAN 2020		FOFIR 2020		FFM 2020		FOCO 2020		FOGADI 2020		Suma montos estimados 2020
		Monto estimado	Coefficiente de distribución n	Monto estimado	Coefficiente de distribución n	Monto estimado	Coefficiente de distribución n	Monto estimado	Coefficiente de distribución n	Monto estimado	Coefficiente de distribución n	Monto estimado	Coefficiente de distribución n	Monto estimado	Coefficiente de distribución n	Monto estimado	Coefficiente de distribución n	
		3,591,381,529.00	1.00	69,165,491.00	1.00	22,505,693.00	1.00	6,747,867.00	1.00	183,496,932.00	1.00	1,458,899,360.00	1.00	127,802,776.00	1.00	94,604,472.00	1.00	5,554,604,120.00
1	ABEJONES	1,433,518.00	0.000113	26,464.00	0.000113	7,190.00	0.000113	4,049.00	0.000113	79,438.00	0.000113	637,699.00	0.000000	30,985.00	0.000242	14,837.00	0.000157	2,234,180.00
2	ACATLÁN DE PÉREZ	26,189,366.00	0.006542	499,452.00	0.006542	160,456.00	0.006542	53,112.00	0.007871	1,355,334.00	0.006542	11,201,791.00	0.011528	1,501,644.00	0.011750	808,905.00	0.008550	41,770,060.00
3	ASUNCIÓN	1,911,098.00	0.000274	35,477.00	0.000274	10,375.00	0.000274	4,791.00	0.000710	102,764.00	0.000274	594,787.00	0.000000	70,081.00	0.000548	34,912.00	0.000369	2,764,285.00
4	CACALOTEPEC	1,057,124.00	0.000134	19,250.00	0.000134	5,617.00	0.000134	2,942.00	0.000436	56,286.00	0.000134	529,207.00	0.000249	28,910.00	0.000226	16,498.00	0.000174	1,715,834.00
5	ASUNCIÓN	14,629,095.00	0.003521	265,812.00	0.003521	87,757.00	0.003521	27,072.00	0.004012	735,227.00	0.003521	5,336,618.00	0.005356	452,302.00	0.003539	343,926.00	0.003635	21,877,809.00
6	ASUNCIÓN	15,799,717.00	0.004383	280,614.00	0.004383	98,326.00	0.004383	26,971.00	0.003997	763,881.00	0.004383	7,713,014.00	0.007527	572,886.00	0.004483	425,440.00	0.004497	25,680,949.00
7	NOCHIXTLÁN	2,654,498.00	0.000322	48,195.00	0.000322	13,976.00	0.000322	6,876.00	0.001019	142,192.00	0.000322	1,013,559.00	0.000000	93,385.00	0.000731	42,624.00	0.000451	4,015,305.00
8	ASUNCIÓN	1,251,419.00	0.000173	22,573.00	0.000173	6,703.00	0.000173	2,915.00	0.000432	66,364.00	0.000173	757,819.00	0.000459	23,474.00	0.000184	17,069.00	0.000180	2,148,336.00
9	AYOTZINTIPE	4,555,292.00	0.001215	86,546.00	0.001215	28,401.00	0.001215	9,211.00	0.001365	232,374.00	0.001215	2,663,300.00	0.002060	233,310.00	0.001826	136,708.00	0.001445	7,945,142.00


“2019, Año por la erradicación de la violencia contra la mujer”

COMISIÓN PERMANENTE DE HACIENDA

ASUNTO: DICTAMEN.

EXPEDIENTE: 640

10	EL BARRIO DE LA SOLEDAD	10,913,581.00	0.004366	237,705.00	0.004366	78,884.00	0.004366	16,701.00	0.002475	578,097.00	0.004366	3,010,750.00	0.001733	414,074.00	0.003240	383,985.00	0.004059	15,653,777.00
11	CAIHUALÁ	1,286,549.00	0.000163	24,219.00	0.000163	6,863.00	0.000163	3,360.00	0.000498	70,503.00	0.000163	474,883.00	0.000000	41,462.00	0.000324	20,536.00	0.000217	1,928,375.00
12	CANDELARIA	5,702,199.00	0.001359	109,759.00	0.001359	34,580.00	0.001359	11,950.00	0.001771	299,105.00	0.001359	1,134,961.00	0.000000	395,525.00	0.003095	177,226.00	0.001873	7,865,305.00
13	CIÉNEGA DE ZIMATLÁN	3,966,807.00	0.000672	69,884.00	0.000672	21,984.00	0.000672	9,447.00	0.001400	202,252.00	0.000672	2,318,258.00	0.000866	91,077.00	0.000713	66,298.00	0.000701	6,746,007.00
14	CIUDAD IXTPEC	25,261,289.00	0.005391	442,367.00	0.005391	149,532.00	0.005391	64,746.00	0.009595	1,225,017.00	0.005391	8,391,032.00	0.003736	805,662.00	0.006304	579,122.00	0.006122	36,918,767.00
15	COATECAS	3,441,231.00	0.000655	65,711.00	0.000655	19,794.00	0.000655	7,996.00	0.001185	184,175.00	0.000655	1,115,379.00	0.000441	179,516.00	0.001405	83,151.00	0.000879	5,096,953.00
16	COCOYÁN DE LAS FLORES	5,268,683.00	0.001298	103,149.00	0.001298	32,314.00	0.001298	11,013.00	0.001632	278,664.00	0.001298	892,286.00	0.000000	412,949.00	0.003231	168,428.00	0.001780	7,167,486.00
17	LA COMPAÑÍA	2,556,895.00	0.000437	47,880.00	0.000437	14,346.00	0.000437	6,073.00	0.000900	136,351.00	0.000437	596,177.00	0.000000	117,644.00	0.000921	56,903.00	0.000601	3,532,269.00
18	CONCEPCIÓN BUENAVISTA	1,220,057.00	0.000179	24,007.00	0.000179	6,738.00	0.000179	3,381.00	0.000501	68,031.00	0.000179	631,678.00	0.000272	27,035.00	0.000212	17,808.00	0.000188	1,998,735.00
19	CONCEPCIÓN PÁPALO	2,240,524.00	0.000379	42,215.00	0.000379	12,559.00	0.000379	5,398.00	0.000800	120,082.00	0.000379	571,543.00	0.000000	101,066.00	0.000791	49,514.00	0.000523	3,142,901.00
20	CONSTANCIA DEL ROSARIO	2,867,875.00	0.000588	59,648.00	0.000588	16,567.00	0.000588	6,336.00	0.000939	150,691.00	0.000588	2,490,129.00	0.001767	143,415.00	0.001122	69,877.00	0.000739	5,798,538.00
21	COSOLAPA	9,027,325.00	0.002518	182,032.00	0.002518	57,612.00	0.002518	19,333.00	0.002865	478,103.00	0.002518	3,367,064.00	0.002939	503,553.00	0.003940	294,263.00	0.003110	13,929,284.00
22	COSOLTEPEC	1,299,816.00	0.000255	24,278.00	0.000255	7,507.00	0.000255	3,104.00	0.000460	68,040.00	0.000255	579,643.00	0.000202	22,971.00	0.000180	21,289.00	0.000225	2,026,648.00
23	CUILAPAM DE GUERRERO	11,352,986.00	0.004390	235,797.00	0.004390	80,388.00	0.004390	16,019.00	0.002374	583,488.00	0.004390	6,466,024.00	0.008439	644,729.00	0.005045	455,155.00	0.004811	19,834,586.00
24	O VILLA DE ZARAGOZA	4,495,680.00	0.000519	67,430.00	0.000519	22,595.00	0.000519	8,597.00	0.001274	214,747.00	0.000519	2,775,190.00	0.001366	132,226.00	0.001035	64,204.00	0.000679	7,780,669.00
25	CHAHUITES	7,612,685.00	0.002066	123,908.00	0.002066	47,014.00	0.002066	12,052.00	0.001786	342,740.00	0.002066	3,691,822.00	0.002968	352,154.00	0.002755	226,115.00	0.002390	12,408,490.00
26	CHALCATONG O DE HIDALGO	6,016,180.00	0.001500	119,941.00	0.001500	37,136.00	0.001500	12,679.00	0.001879	322,105.00	0.001500	2,024,772.00	0.002395	299,483.00	0.002343	171,595.00	0.001814	9,003,891.00
27	CHIHUIHUITLÁN DE BENITO JUÁREZ	2,122,526.00	0.000340	40,381.00	0.000340	11,803.00	0.000340	5,236.00	0.000776	115,135.00	0.000340	1,600,942.00	0.000755	82,853.00	0.000648	40,769.00	0.000431	4,019,645.00
28	CIUDAD DE EUJTLA DE CRESPO	12,795,563.00	0.003345	252,889.00	0.003345	79,825.00	0.003345	25,784.00	0.003821	676,327.00	0.003345	4,831,237.00	0.006211	691,104.00	0.005408	389,346.00	0.004116	19,742,075.00
29	ELOKOCHITLÁN DE FLORES	3,396,009.00	0.000561	60,565.00	0.000561	18,741.00	0.000561	7,517.00	0.001114	175,909.00	0.000561	2,162,184.00	0.000374	156,425.00	0.001224	71,289.00	0.000754	6,048,639.00



“2019, Año por la erradicación de la violencia contra la mujer”

COMISIÓN PERMANENTE DE HACIENDA

ASUNTO: DICTAMEN.

EXPEDIENTE: 640

30	EL ESPINAL TAMAZULÁPA	18,161,152.00	0.003602	255,987.00	0.003602	99,615.00	0.003602	21,613.00	0.003203	795,450.00	0.003602	2,453,524.00	0.002956	234,182.00	0.001832	286,217.00	0.003025	22,307,740.00
31	M DEL ESPIRITU SANTO	7,131,853.00	0.001143	105,981.00	0.001143	37,814.00	0.001143	12,011.00	0.001780	329,366.00	0.001143	1,135,903.00	0.000000	244,548.00	0.001913	132,634.00	0.001402	9,130,110.00
32	FRESNILLO DE TRUJANO	1,307,858.00	0.000137	24,183.00	0.000137	6,778.00	0.000137	3,529.00	0.000523	71,581.00	0.000137	735,615.00	0.000311	35,074.00	0.000274	17,277.00	0.000183	2,201,895.00
33	GUADALUPE	1,759,348.00	0.000522	36,993.00	0.000522	11,544.00	0.000522	4,312.00	0.000639	94,729.00	0.000522	835,877.00	0.000670	76,128.00	0.000596	54,756.00	0.000579	2,873,687.00
34	GUADALUPE	1,460,486.00	0.000220	26,613.00	0.000220	7,963.00	0.000220	3,462.00	0.000513	77,321.00	0.000220	887,260.00	0.000540	38,452.00	0.000301	23,691.00	0.000250	2,525,248.00
35	GUAYLATAO DE JUÁREZ	654,323.00	0.000070	11,809.00	0.000070	3,392.00	0.000070	1,910.00	0.000283	34,981.00	0.000070	626,377.00	0.000165	14,880.00	0.000116	9,018.00	0.000095	1,356,690.00
36	GUEVA DE HUMBOLDT	3,548,051.00	0.000713	64,146.00	0.000713	20,428.00	0.000713	7,335.00	0.001087	181,866.00	0.000713	1,208,748.00	0.001429	184,579.00	0.001444	92,075.00	0.000973	5,307,228.00
37	MESONES HIDALGO	2,979,817.00	0.000576	55,551.00	0.000576	17,181.00	0.000576	6,903.00	0.001023	158,451.00	0.000576	670,418.00	0.000000	158,135.00	0.001237	74,454.00	0.000787	4,121,910.00
38	HIDALGO HEROICA	1,678,515.00	0.000251	30,562.00	0.000251	9,137.00	0.000251	4,082.00	0.000605	88,770.00	0.000251	811,789.00	0.000000	66,870.00	0.000523	32,536.00	0.000344	2,722,261.00
39	Ciudad de HUAJUAPAN DE LEÓN	82,800,602.00	0.026832	1,553,335. 00	0.026832	545,038.00	0.026832	141,854.00	0.021022	4,046,919.00	0.026832	35,616,018.00	0.025849	2,276,106.00	0.017810	2,262,608.00	0.023917	129,242,480.00
40	HUAJUATEPEC	3,749,214.00	0.000794	71,641.00	0.000794	22,080.00	0.000794	8,320.00	0.001233	198,420.00	0.000794	780,082.00	0.000000	259,638.00	0.002032	105,153.00	0.001112	5,194,548.00
41	HUAUTLA DE JIMÉNEZ	19,587,021.00	0.003976	369,273.00	0.003976	113,952.00	0.003976	43,389.00	0.006430	1,031,916.00	0.003976	8,039,232.00	0.000000	1,172,915.00	0.009178	526,578.00	0.005566	30,884,276.00
42	IXTLÁN DE JUÁREZ	6,949,858.00	0.002004	134,183.00	0.002004	44,389.00	0.002004	13,320.00	0.001974	354,806.00	0.002004	2,250,845.00	0.002569	257,024.00	0.002011	192,625.00	0.002036	10,197,050.00
43	HEROICA CIUDAD DE JUXTITÁN DE ZARAGOZA	83,036,898.00	0.022783	1,565,088. 00	0.022783	519,796.00	0.022783	142,522.00	0.021121	4,217,176.00	0.022783	31,252,989.00	0.025937	2,894,290.00	0.022647	2,228,289.00	0.023554	125,857,048.00
44	LOMA BONITA	37,503,169.00	0.008649	674,508.00	0.008649	222,693.00	0.008649	71,440.00	0.010587	1,883,452.00	0.008649	18,742,198.00	0.009251	1,317,623.00	0.010310	899,933.00	0.009513	61,315,016.00
45	MAGDALENA	4,728,039.00	0.001608	93,080.00	0.001608	31,801.00	0.001608	7,315.00	0.001084	238,856.00	0.001608	3,739,568.00	0.003757	235,404.00	0.001842	170,442.00	0.001802	9,244,505.00
46	MAGDALENA JALTEPEC	3,846,788.00	0.000979	71,835.00	0.000979	23,633.00	0.000979	8,219.00	0.001218	194,680.00	0.000979	1,859,398.00	0.001766	107,775.00	0.000843	85,582.00	0.000905	6,197,910.00
47	MAGDALENA	808,998.00	0.000235	18,281.00	0.000235	5,326.00	0.000235	1,869.00	0.000277	46,631.00	0.000235	362,764.00	0.000014	2,585.00	0.000020	14,147.00	0.000150	1,260,599.00
48	JICOTLÁN MAGDALENA	1,512,563.00	0.000182	28,226.00	0.000182	7,991.00	0.000182	3,968.00	0.000588	82,683.00	0.000182	679,332.00	0.000000	50,627.00	0.000396	23,420.00	0.000248	2,388,810.00
49	MAGDALENA OCOTLÁN	1,301,512.00	0.000204	25,153.00	0.000204	7,230.00	0.000204	3,273.00	0.000485	71,522.00	0.000204	572,663.00	0.000119	37,311.00	0.000292	22,488.00	0.000238	2,041,152.00




“2019, Año por la erradicación de la violencia contra la mujer”

COMISIÓN PERMANENTE DE HACIENDA

ASUNTO: DICTAMEN.

EXPEDIENTE: 640

50	MAGDALENA PENASCO	2,839,360.00	0.000480	50,969.00	0.000480	15,772.00	0.000480	6,660.00	0.000987	146,969.00	0.000480	930,808.00	0.000000	126,801.00	0.000992	59,494.00	0.000629	4,176,633.00
51	MAGDALENA TEITIPAC	3,282,274.00	0.000669	62,443.00	0.000669	19,145.00	0.000669	7,335.00	0.001087	173,962.00	0.000669	1,478,770.00	0.001217	179,807.00	0.001407	81,494.00	0.000861	5,285,230.00
52	MAGDALENA TEQUISISTLÁN	4,748,678.00	0.001054	73,137.00	0.001054	27,788.00	0.001054	9,339.00	0.001384	210,068.00	0.001054	1,841,089.00	0.001401	191,102.00	0.001495	117,395.00	0.001241	7,216,596.00
53	MAGDALENA TLACOATEPEC	3,902,894.00	0.000234	73,562.00	0.000234	19,184.00	0.000234	11,512.00	0.001706	221,564.00	0.000234	2,256,517.00	0.000460	37,969.00	0.000297	24,893.00	0.000263	6,548,095.00
54	MAGDALENA ZAHUATLÁN	943,732.00	0.000110	17,070.00	0.000110	4,944.00	0.000110	2,510.00	0.000372	50,485.00	0.000110	534,001.00	0.000127	12,980.00	0.000102	10,212.00	0.000108	1,575,934.00
55	MARISCALA DE JUÁREZ	2,862,791.00	0.000620	53,226.00	0.000620	16,851.00	0.000620	5,945.00	0.000881	148,323.00	0.000620	1,506,926.00	0.001000	111,898.00	0.000876	68,444.00	0.000723	4,774,404.00
56	MÁRTIRES DE TACUBAYA MATÍAS	1,318,789.00	0.000179	24,756.00	0.000179	7,117.00	0.000179	3,401.00	0.000504	71,749.00	0.000179	471,866.00	0.000000	48,189.00	0.000377	23,766.00	0.000251	1,969,633.00
57	ROMERO AVENDANO	34,662,441.00	0.009292	614,875.00	0.009292	213,626.00	0.009292	57,377.00	0.008503	1,688,620.00	0.009292	14,407,907.00	0.015746	1,296,475.00	0.010144	907,301.00	0.009590	53,848,622.00
58	MAZATLÁN VILLA DE FLORES	7,782,555.00	0.001697	147,915.00	0.001697	46,098.00	0.001697	16,964.00	0.002514	408,840.00	0.001697	1,181,201.00	0.000000	493,706.00	0.003863	221,240.00	0.002339	10,296,519.00
59	MIHUATLÁN DE PORFIRIO DÍAZ	31,154,987.00	0.007297	564,176.00	0.007297	183,642.00	0.007297	57,289.00	0.008490	1,557,620.00	0.007297	14,967,748.00	0.012175	1,345,924.00	0.010531	817,703.00	0.008643	50,649,089.00
60	MIXTLÁN DE LA REFORMA	2,289,194.00	0.000390	40,874.00	0.000390	12,707.00	0.000390	5,068.00	0.000751	118,280.00	0.000390	810,199.00	0.000000	91,797.00	0.000718	46,773.00	0.000494	3,414,892.00
61	MONIAS	3,003,973.00	0.000487	53,139.00	0.000487	16,478.00	0.000487	6,471.00	0.000959	155,188.00	0.000487	1,554,357.00	0.001200	95,527.00	0.000747	53,619.00	0.000567	4,938,752.00
62	NATIVIDAD	928,602.00	0.000064	16,526.00	0.000064	4,562.00	0.000064	2,652.00	0.000393	50,423.00	0.000064	582,661.00	0.000295	14,071.00	0.000110	8,149.00	0.000086	1,607,646.00
63	NAZARENO ETLA	2,215,846.00	0.000657	44,854.00	0.000657	14,396.00	0.000657	4,629.00	0.000686	116,539.00	0.000657	702,747.00	0.000926	110,651.00	0.000866	74,560.00	0.000788	3,284,222.00
64	NEJAPA DE MADERO	4,909,188.00	0.001150	92,526.00	0.001150	29,548.00	0.001150	10,486.00	0.001554	253,712.00	0.001150	2,711,646.00	0.004589	245,132.00	0.001918	135,712.00	0.001435	8,387,950.00
65	IXPANTEPEC NIEVES	1,526,931.00	0.000167	27,675.00	0.000167	7,919.00	0.000167	4,001.00	0.000593	82,289.00	0.000167	830,909.00	0.000001	43,169.00	0.000338	20,992.00	0.000222	2,543,885.00
66	SANTIAGO NILTEPEC	5,333,574.00	0.001019	88,679.00	0.001019	30,371.00	0.001019	11,512.00	0.001706	255,493.00	0.001019	3,821,121.00	0.001973	169,726.00	0.001328	108,662.00	0.001149	9,819,138.00
67	OAXACA DE JUÁREZ	536,439,281.00	0.181094	10,973,700.00	0.181094	3,431,571.00	0.181094	829,414.00	0.122915	27,357,796.00	0.181094	194,380,403.00	0.085615	7,048,885.00	0.055154	12,799,558.00	0.135295	793,260,610.00
68	OCCOLÁN DE MORELOS	16,735,365.00	0.005228	336,475.00	0.005228	110,178.00	0.005228	31,344.00	0.004645	870,136.00	0.005228	7,810,886.00	0.007645	689,009.00	0.005391	503,466.00	0.005222	27,086,859.00
69	LA PE	2,007,750.00	0.000332	38,052.00	0.000332	11,221.00	0.000332	4,872.00	0.000722	108,306.00	0.000332	628,678.00	0.000000	95,077.00	0.000744	43,953.00	0.000465	2,937,909.00
70	PINOTEPA DE DON LUIS	4,093,357.00	0.001084	80,250.00	0.001084	25,585.00	0.001084	8,084.00	0.001198	214,684.00	0.001084	1,776,280.00	0.001118	232,953.00	0.001823	127,257.00	0.001345	6,558,450.00
71	PLUMA HIDALGO	3,797,160.00	0.000456	70,621.00	0.000456	20,050.00	0.000456	9,818.00	0.001455	207,244.00	0.000456	2,528,404.00	0.000892	104,533.00	0.000818	53,237.00	0.000563	6,791,067.00




“2019, Año por la erradicación de la violencia contra la mujer”

COMISIÓN PERMANENTE DE HACIENDA

ASUNTO: DICTAMEN.

EXPEDIENTE: 640

72	SAN JOSÉ DEL PROGRESO	12,790,998.00	0.008732	351,973.00	0.008732	119,382.00	0.008732	8,111.00	0.001202	723,970.00	0.008732	1,125,591.00	0.001041	239,460.00	0.001874	560,709.00	0.005927	15,920,194.00
73	PULTA VILLA DE GUERRERO	20,003,773.00	0.005152	377,352.00	0.005152	123,359.00	0.005152	40,271.00	0.005968	1,021,261.00	0.005152	9,663,861.00	0.011685	1,043,576.00	0.008166	603,714.00	0.006381	32,877,167.00
74	SANTA CATARINA QUIOQUITANI	1,181,837.00	0.000062	21,847.00	0.000062	5,728.00	0.000062	3,489.00	0.000517	66,478.00	0.000062	621,552.00	0.000000	15,746.00	0.000123	8,105.00	0.000086	1,924,782.00
75	REFORMA DE PINEDA	4,039,286.00	0.000350	54,149.00	0.000350	19,473.00	0.000350	8,300.00	0.001230	180,908.00	0.000350	1,699,279.00	0.000000	85,243.00	0.000667	45,810.00	0.000484	6,132,448.00
76	LA REFORMA	2,532,383.00	0.000512	46,631.00	0.000512	14,659.00	0.000512	5,560.00	0.000824	131,133.00	0.000512	1,179,418.00	0.000276	105,808.00	0.000828	60,121.00	0.000655	4,075,713.00
77	REYES ETIA	2,563,318.00	0.000527	45,963.00	0.000527	14,826.00	0.000527	5,466.00	0.000810	129,975.00	0.000527	1,242,089.00	0.001036	115,936.00	0.000907	65,729.00	0.000695	4,183,302.00
78	ROIAS DE CUAUHTÉMOC	1,654,371.00	0.000370	30,231.00	0.000370	9,761.00	0.000370	3,037.00	0.000450	84,640.00	0.000370	687,694.00	0.000372	31,619.00	0.000247	31,442.00	0.000332	2,532,795.00
79	SALINA CRUZ	87,920,989.00	0.029547	1,670,364.00	0.029547	590,078.00	0.029547	160,592.00	0.023799	4,276,508.00	0.029547	31,354,589.00	0.039509	2,491,818.00	0.019497	2,527,945.00	0.026721	130,992,883.00
80	SAN AGUSTÍN AMATANGO	1,461,184.00	0.000218	27,943.00	0.000218	8,027.00	0.000218	3,718.00	0.000551	79,993.00	0.000218	737,733.00	0.000453	48,823.00	0.000382	26,284.00	0.000278	2,993,705.00
81	SAN AGUSTÍN ATENANGO	1,565,873.00	0.000229	28,864.00	0.000229	8,507.00	0.000229	3,846.00	0.000570	83,280.00	0.000229	536,900.00	0.000000	60,093.00	0.000470	29,795.00	0.000315	2,316,958.00
82	SAN AGUSTÍN CHAYUCO	2,818,834.00	0.000537	53,435.00	0.000537	16,194.00	0.000537	6,471.00	0.000959	150,075.00	0.000537	668,986.00	0.000000	135,818.00	0.001063	69,586.00	0.000736	3,919,399.00
83	DE LAS JUNTAS	4,977,085.00	0.001861	103,964.00	0.001861	34,884.00	0.001861	7,558.00	0.001120	258,647.00	0.001861	2,600,887.00	0.003452	267,964.00	0.002097	194,729.00	0.002058	8,445,718.00
84	SAN AGUSTÍN ETLA	3,569,525.00	0.001284	72,057.00	0.001284	24,556.00	0.001284	5,392.00	0.000799	181,888.00	0.001284	1,354,250.00	0.001464	111,734.00	0.000874	110,874.00	0.001172	5,430,276.00
85	SAN AGUSTÍN LOXICHA	12,178,013.00	0.003619	243,004.00	0.003619	78,861.00	0.003619	22,801.00	0.003379	635,651.00	0.003619	1,458,617.00	0.000000	966,046.00	0.007559	438,779.00	0.004638	16,021,772.00
86	SAN AGUSTÍN TLACOTEPEC	1,165,292.00	0.000125	20,895.00	0.000125	6,027.00	0.000125	3,185.00	0.000472	62,242.00	0.000125	654,760.00	0.000196	30,434.00	0.000238	15,942.00	0.000169	1,958,777.00
87	SAN AGUSTÍN YATARENI	2,505,064.00	0.000593	47,493.00	0.000593	15,125.00	0.000593	5,162.00	0.000765	130,074.00	0.000593	1,803,253.00	0.001229	138,045.00	0.001080	75,004.00	0.000793	4,719,220.00
88	SAN ANDRÉS CABECERA NUEVA	2,391,430.00	0.000379	45,250.00	0.000379	13,255.00	0.000379	5,918.00	0.000877	129,292.00	0.000379	879,133.00	0.000000	103,319.00	0.000808	48,405.00	0.000512	3,616,002.00
89	SAN ANDRÉS DINICUITL	1,669,473.00	0.000286	31,318.00	0.000286	9,366.00	0.000286	3,948.00	0.000585	89,176.00	0.000286	460,963.00	0.000000	68,206.00	0.000534	36,352.00	0.000384	2,368,802.00
90	SAN ANDRÉS HUAXPALTEPEC	3,983,445.00	0.000838	71,160.00	0.000838	23,122.00	0.000838	8,091.00	0.001199	201,229.00	0.000838	1,739,932.00	0.001341	198,912.00	0.001556	106,374.00	0.001124	6,332,265.00
91	SAN ANDRÉS HUAYAPAM	4,522,507.00	0.001898	104,704.00	0.001898	33,673.00	0.001898	8,523.00	0.001263	247,979.00	0.001898	2,997,602.00	0.002070	148,956.00	0.001166	158,598.00	0.001676	8,222,542.00
92	SAN ANDRÉS IXTLAHUACA	1,728,502.00	0.000364	33,867.00	0.000364	10,221.00	0.000364	4,089.00	0.000606	93,081.00	0.000364	923,185.00	0.000774	49,288.00	0.000386	35,937.00	0.000380	2,878,170.00



“2019, Año por la erradicación de la violencia contra la mujer”

COMISIÓN PERMANENTE DE HACIENDA

ASUNTO: DICTAMEN.

EXPEDIENTE: 640

93	SAN ANDRÉS LAGUNAS	944,297.00	0.000168	18,115.00	0.000168	5,362.00	0.000168	2,281.00	0.000338	51,034.00	0.000168	442,117.00	0.000233	15,129.00	0.000118	14,134.00	0.000149	1,492,469.00
94	SAN ANDRÉS NUXIÑO	1,673,792.00	0.000238	30,494.00	0.000238	9,039.00	0.000238	4,143.00	0.000614	88,902.00	0.000238	564,295.00	0.000000	55,525.00	0.000434	30,263.00	0.000320	2,456,453.00
95	SAN ANDRÉS PAXTLÁN	3,005,277.00	0.000549	56,486.00	0.000549	17,086.00	0.000549	6,957.00	0.001031	159,735.00	0.000549	1,451,369.00	0.000746	158,912.00	0.001243	72,106.00	0.000762	4,927,928.00
96	SAN ANDRÉS SINAXTLA	1,215,160.00	0.000260	21,410.00	0.000260	7,045.00	0.000260	2,159.00	0.000320	60,955.00	0.000260	453,149.00	0.000339	21,104.00	0.000165	21,569.00	0.000228	1,802,551.00
97	SAN ANDRÉS SOLAGA	1,518,586.00	0.000254	28,605.00	0.000254	8,494.00	0.000254	3,684.00	0.000546	81,468.00	0.000254	789,870.00	0.000589	56,156.00	0.000439	30,332.00	0.000321	2,517,195.00
98	SAN ANDRÉS TEOTILÁPAM	3,002,383.00	0.000561	56,965.00	0.000561	17,192.00	0.000561	7,153.00	0.001060	160,044.00	0.000561	630,953.00	0.000000	156,504.00	0.001225	74,050.00	0.000783	4,105,244.00
99	SAN ANDRÉS TEPETLAPA	1,323,484.00	0.000063	24,631.00	0.000063	6,387.00	0.000063	3,968.00	0.000588	74,938.00	0.000063	771,059.00	0.000174	16,959.00	0.000133	8,094.00	0.000086	2,229,520.00
100	SAN ANDRÉS YAA	1,138,671.00	0.000054	21,042.00	0.000054	5,484.00	0.000054	3,387.00	0.000502	64,192.00	0.000054	597,955.00	0.000000	14,617.00	0.000114	7,093.00	0.000075	1,852,441.00
101	SAN ANDRÉS ZABACHE	1,293,207.00	0.000093	23,927.00	0.000093	6,428.00	0.000093	3,671.00	0.000544	72,068.00	0.000093	633,457.00	0.000000	25,634.00	0.000201	12,340.00	0.000130	2,070,732.00
102	SAN ANDRÉS ZAUTLA	2,586,864.00	0.000625	49,031.00	0.000625	15,699.00	0.000625	5,385.00	0.000798	133,801.00	0.000625	1,186,452.00	0.001343	139,185.00	0.001089	77,514.00	0.000819	4,193,931.00
103	ANTONINO CASTILLO VELASCO	5,537,394.00	0.001915	123,823.00	0.001915	38,492.00	0.001915	13,422.00	0.001989	304,794.00	0.001915	2,492,965.00	0.001573	204,877.00	0.001603	166,020.00	0.001755	8,881,787.00
104	ANTONINO EL ALTO	2,901,368.00	0.000512	49,372.00	0.000512	16,126.00	0.000512	6,815.00	0.001010	143,584.00	0.000512	1,516,511.00	0.000998	88,894.00	0.000696	53,909.00	0.000570	4,776,579.00
105	ANTONINO MONTE VERDE	4,163,348.00	0.001027	81,584.00	0.001027	25,548.00	0.001027	8,691.00	0.001288	220,317.00	0.001027	735,350.00	0.000000	240,764.00	0.001884	127,969.00	0.001353	5,603,571.00
106	SAN ANTONIO ACUTLA	848,112.00	0.000130	16,155.00	0.000130	4,681.00	0.000130	2,153.00	0.000319	46,176.00	0.000130	380,167.00	0.000054	8,295.00	0.000065	9,752.00	0.000103	1,315,491.00
107	SAN ANTONIO DE LA CAL	12,465,655.00	0.004211	235,663.00	0.004211	83,412.00	0.004211	19,899.00	0.002949	607,584.00	0.004211	6,582,023.00	0.007158	658,943.00	0.005156	458,737.00	0.004849	21,111,916.00
108	SAN ANTONIO HUITEPEC	2,966,341.00	0.000605	55,806.00	0.000605	17,271.00	0.000605	6,552.00	0.000971	155,945.00	0.000605	1,362,561.00	0.002217	156,420.00	0.001224	76,486.00	0.000808	4,797,382.00
109	SAN ANTONIO NANAHUATIP AM	1,099,761.00	0.000157	20,540.00	0.000157	5,968.00	0.000157	2,780.00	0.000412	59,415.00	0.000157	438,954.00	0.000000	37,755.00	0.000295	20,617.00	0.000218	1,685,790.00
110	SAN ANTONIO SINICAHUA	1,833,540.00	0.000265	33,809.00	0.000265	9,941.00	0.000265	4,413.00	0.000654	98,281.00	0.000265	634,435.00	0.000000	53,650.00	0.000420	29,182.00	0.000308	2,697,251.00
111	SAN ANTONIO TEPETLAPA	3,346,098.00	0.000563	57,756.00	0.000563	18,403.00	0.000563	7,011.00	0.001039	169,303.00	0.000563	1,438,476.00	0.001319	148,921.00	0.001165	72,425.00	0.000766	5,258,393.00
112	SAN BALTAZAR CHICHICAPAM	4,057,504.00	0.000337	72,396.00	0.000337	20,302.00	0.000337	10,972.00	0.001626	219,468.00	0.000337	2,080,925.00	0.000000	84,253.00	0.000659	42,896.00	0.000453	6,588,716.00



“2019, Año por la erradicación de la violencia contra la mujer”

COMISIÓN PERMANENTE DE HACIENDA

ASUNTO: DICTAMEN.

EXPEDIENTE: 640

113	SAN BALTAZAR LOXICHA	3,383,333.00	0.001043	68,239.00	0.001043	22,198.00	0.001043	6,437.00	0.000954	176,756.00	0.001043	2,005,556.00	0.000602	97,271.00	0.000761	87,764.00	0.000928	5,847,554.00
114	SAN BALTAZAR YAIZACHI EL BAJO	1,025,930.00	0.000092	19,085.00	0.000092	5,225.00	0.000092	2,895.00	0.000429	56,798.00	0.000092	531,930.00	0.000318	21,456.00	0.000168	11,321.00	0.000120	1,674,640.00
115	SAN BARTOLO COVOTEPEC	5,200,902.00	0.001731	102,927.00	0.001731	34,829.00	0.001731	9,238.00	0.001369	283,765.00	0.001731	3,041,802.00	0.002925	261,373.00	0.002045	185,110.00	0.001957	9,099,946.00
116	SAN BARTOLOMÉ AYAUTLA	2,922,853.00	0.000608	56,624.00	0.000608	17,188.00	0.000608	6,613.00	0.000980	156,601.00	0.000608	724,594.00	0.000000	164,488.00	0.001287	76,597.00	0.000810	4,125,558.00
117	SAN BARTOLOMÉ LOXICHA	1,974,545.00	0.000319	37,138.00	0.000319	10,972.00	0.000320	4,784.00	0.000709	106,175.00	0.000319	864,414.00	0.000431	84,253.00	0.000659	40,422.00	0.000427	3,122,703.00
118	SAN BARTOLOMÉ QUIALANA	4,893,444.00	0.001049	86,689.00	0.001049	28,531.00	0.001049	10,486.00	0.001554	244,274.00	0.001049	1,748,489.00	0.000866	87,821.00	0.000687	83,161.00	0.000879	7,182,895.00
119	SAN BARTOLOMÉ YUCUÁNÉ	994,257.00	0.000053	18,594.00	0.000053	4,844.00	0.000053	3,057.00	0.000453	56,207.00	0.000053	538,668.00	0.000000	13,500.00	0.000106	6,676.00	0.000071	1,635,803.00
120	SAN BARTOLOMÉ ZOOGOCHO	1,113,714.00	0.000091	21,049.00	0.000091	5,634.00	0.000091	3,185.00	0.000472	62,610.00	0.000091	633,480.00	0.000103	10,891.00	0.000085	8,374.00	0.000089	1,858,937.00
121	SAN BARTOLOMÉ SOYALTEPEC	1,116,942.00	0.000097	20,737.00	0.000097	5,670.00	0.000097	3,145.00	0.000466	61,853.00	0.000097	533,800.00	0.000203	21,452.00	0.000168	11,762.00	0.000124	1,775,361.00
122	SAN BARTOLOMÉ YAUTEPEC	999,674.00	0.000117	18,336.00	0.000117	5,249.00	0.000117	2,699.00	0.000400	53,985.00	0.000117	677,535.00	0.000395	19,419.00	0.000152	12,708.00	0.000134	1,789,603.00
123	SAN BERNARDO MIXTEPEC	2,088,647.00	0.000461	40,336.00	0.000461	12,445.00	0.000461	4,683.00	0.000694	110,754.00	0.000461	1,322,517.00	0.001121	93,303.00	0.000730	52,308.00	0.000553	3,724,993.00
124	SAN BLAS ATEMPA	11,106,679.00	0.003255	212,848.00	0.003255	71,198.00	0.003255	21,290.00	0.003155	561,799.00	0.003255	4,812,013.00	0.006840	663,152.00	0.005189	360,296.00	0.003808	17,809,275.00
125	SAN CARLOS YAUTEPEC	7,208,436.00	0.001549	132,899.00	0.001549	42,289.00	0.001549	14,953.00	0.002216	371,509.00	0.001549	3,885,179.00	0.003760	410,339.00	0.003211	203,341.00	0.002149	12,268,945.00
126	SAN CRISTÓBAL AMATLÁN	3,234,373.00	0.000700	61,495.00	0.000700	19,125.00	0.000700	7,038.00	0.001043	170,157.00	0.000700	1,323,387.00	0.000822	188,042.00	0.001471	88,825.00	0.000939	5,092,442.00
127	SAN CRISTÓBAL AMOLTEPEC	1,601,242.00	0.000141	27,781.00	0.000141	8,009.00	0.000141	4,082.00	0.000605	84,928.00	0.000141	595,529.00	0.000000	36,843.00	0.000288	17,574.00	0.000186	2,375,988.00
128	SAN CRISTÓBAL LACHIRIDAG	1,368,622.00	0.000158	25,643.00	0.000158	7,221.00	0.000158	3,995.00	0.000592	74,779.00	0.000158	833,927.00	0.000247	38,393.00	0.000300	20,458.00	0.000216	2,373,038.00
129	SAN CRISTÓBAL SUCHITLALHUACA	1,771,270.00	0.000352	27,892.00	0.000352	9,921.00	0.000352	2,989.00	0.000443	82,820.00	0.000352	1,000,783.00	0.000101	11,016.00	0.000086	23,418.00	0.000248	2,930,109.00



“2019, Año por la erradicación de la violencia contra la mujer”

COMISIÓN PERMANENTE DE HACIENDA

ASUNTO: DICTAMEN.

EXPEDIENTE: 640

130	SAN DIONISIO DEL MAR	4,072,293.00	0.000670	76,826.00	0.000670	22,717.00	0.000671	9,865.00	0.001462	219,070.00	0.000670	1,530,815.00	0.000000	177,593.00	0.001390	86,955.00	0.000919	6,196,134.00
131	SAN DIONISIO OCOATEPEC	7,795,590.00	0.001406	142,356.00	0.001406	43,995.00	0.001406	18,037.00	0.002673	405,975.00	0.001406	2,766,157.00	0.000000	354,542.00	0.002774	181,143.00	0.001915	11,707,795.00
132	SAN DIONISIO OCOTLÁN	2,801,089.00	0.001199	63,991.00	0.001199	20,909.00	0.001199	4,076.00	0.000604	152,328.00	0.001199	825,164.00	0.000389	33,333.00	0.000261	78,352.00	0.000828	3,979,242.00
133	SAN ESTEBAN ATATLAHUCA	2,993,278.00	0.000646	58,746.00	0.000646	17,807.00	0.000646	6,910.00	0.001024	161,004.00	0.000646	1,172,150.00	0.001117	127,617.00	0.000999	70,987.00	0.000750	4,608,499.00
134	SAN FELIPE JALAPA DE DÍAZ	14,104,224.00	0.003975	275,739.00	0.003975	89,636.00	0.003975	26,803.00	0.003972	730,934.00	0.003975	3,795,112.00	0.000697	1,032,382.00	0.008078	492,453.00	0.005205	20,547,283.00
135	SAN FELIPE TEALAPAM	3,850,102.00	0.001056	75,507.00	0.001056	24,303.00	0.001056	7,531.00	0.001116	200,781.00	0.001056	626,602.00	0.000000	246,477.00	0.001929	134,936.00	0.001426	5,166,239.00
136	SAN FELIPE USILA	6,866,158.00	0.001519	128,231.00	0.001519	40,657.00	0.001519	14,326.00	0.002123	355,808.00	0.001519	3,435,917.00	0.000000	378,562.00	0.002962	196,894.00	0.002081	11,416,553.00
137	FRANCISCO CAHUACUÁ	3,185,714.00	0.000707	60,209.00	0.000707	18,969.00	0.000707	7,497.00	0.001111	165,539.00	0.000707	1,327,578.00	0.000805	114,118.00	0.000893	72,366.00	0.000765	4,951,990.00
138	FRANCISCO CAJONOS	839,921.00	0.000059	15,672.00	0.000059	4,183.00	0.000059	2,537.00	0.000376	46,967.00	0.000059	483,290.00	0.000120	14,620.00	0.000114	7,549.00	0.000080	1,414,739.00
139	FRANCISCO CHAPULAPA	1,976,294.00	0.000258	36,984.00	0.000258	10,585.00	0.000258	5,115.00	0.000758	107,626.00	0.000258	642,348.00	0.000000	73,792.00	0.000577	34,133.00	0.000361	2,886,877.00
140	FRANCISCO CHINDÚA	895,462.00	0.000114	16,937.00	0.000114	4,785.00	0.000114	2,369.00	0.000351	49,204.00	0.000114	419,663.00	0.000199	26,330.00	0.000206	13,990.00	0.000148	1,428,740.00
141	FRANCISCO DEL MAR	5,203,863.00	0.001490	106,290.00	0.001490	33,478.00	0.001490	10,264.00	0.001521	278,266.00	0.001490	1,543,609.00	0.000957	258,137.00	0.002020	157,520.00	0.001665	7,591,427.00
142	FRANCISCO HUETULÁN	1,233,117.00	0.000135	22,880.00	0.000135	6,433.00	0.000135	3,286.00	0.000487	67,516.00	0.000135	480,582.00	0.000000	35,282.00	0.000276	17,121.00	0.000181	1,866,217.00
143	FRANCISCO IXLHUATÁN	6,757,610.00	0.001134	106,985.00	0.001134	37,281.00	0.001134	15,129.00	0.002242	316,390.00	0.001134	2,393,175.00	0.000000	286,789.00	0.002244	150,001.00	0.001586	10,063,360.00
144	FRANCISCO JALTEPETONG O	1,020,638.00	0.000125	18,964.00	0.000125	5,413.00	0.000125	2,780.00	0.000412	55,384.00	0.000125	422,753.00	0.000000	31,722.00	0.000248	16,167.00	0.000171	1,573,821.00
145	FRANCISCO LACHIGOLÓ	3,417,089.00	0.000950	63,047.00	0.000950	21,495.00	0.000950	7,470.00	0.001107	168,282.00	0.000950	1,655,037.00	0.002282	115,002.00	0.000900	90,666.00	0.000958	5,538,088.00
146	FRANCISCO LOGUECHE	2,324,895.00	0.000378	43,772.00	0.000378	12,940.00	0.000378	5,796.00	0.000859	124,874.00	0.000378	1,220,304.00	0.000667	97,981.00	0.000767	48,609.00	0.000507	3,878,571.00
147	FRANCISCO	1,565,936.00	0.000289	30,417.00	0.000289	8,987.00	0.000289	3,684.00	0.000546	85,172.00	0.000289	805,946.00	0.000109	12,187.00	0.000095	19,929.00	0.000211	2,532,258.00





“2019, Año por la erradicación de la violencia contra la mujer”

COMISIÓN PERMANENTE DE HACIENDA

ASUNTO: DICTAMEN.

EXPEDIENTE: 640

163	SAN JERÓNIMO TECOATL	1,471,849.00	0.000200	27,396.00	0.000200	7,923.00	0.000200	3,738.00	0.000554	79,626.00	0.000200	1,088,289.00	0.000000	57,032.00	0.000446	26,536.00	0.000280	2,762,389.00
164	SAN JORGE NUCHITA	2,140,479.00	0.000364	39,928.00	0.000364	11,992.00	0.000364	5,108.00	0.000757	113,850.00	0.000364	598,030.00	0.000000	95,531.00	0.000747	47,113.00	0.000498	3,052,031.00
165	SAN JOSÉ AYUQUILA	1,564,772.00	0.000220	28,876.00	0.000220	8,448.00	0.000220	3,833.00	0.000568	84,051.00	0.000220	1,185,984.00	0.000922	51,438.00	0.000402	26,891.00	0.000284	2,954,293.00
166	SAN JOSÉ CHILTEPEC	7,107,050.00	0.002001	143,506.00	0.002001	45,416.00	0.002001	14,002.00	0.002075	377,616.00	0.002001	2,532,109.00	0.002963	382,901.00	0.002996	228,977.00	0.002420	10,831,577.00
167	SAN JOSÉ DEL PEÑASCO	1,712,975.00	0.000288	32,194.00	0.000288	9,590.00	0.000288	4,089.00	0.000606	91,751.00	0.000288	851,661.00	0.000607	72,815.00	0.000570	35,768.00	0.000378	2,810,843.00
168	ESTANCIA GRANDE	1,136,807.00	0.000135	21,461.00	0.000135	6,009.00	0.000135	3,030.00	0.000449	62,672.00	0.000135	457,675.00	0.000000	35,679.00	0.000279	17,753.00	0.000188	1,741,086.00
169	SAN JOSÉ INDEPENDENCIA	2,922,858.00	0.000500	55,334.00	0.000500	16,435.00	0.000500	6,998.00	0.001037	157,106.00	0.000500	1,110,363.00	0.000000	156,888.00	0.001228	65,273.00	0.000690	4,491,255.00
170	SAN JOSÉ LACHIGURI	3,410,885.00	0.000421	54,543.00	0.000421	17,533.00	0.000421	7,207.00	0.001068	168,491.00	0.000421	1,289,936.00	0.000536	126,265.00	0.000988	54,878.00	0.000580	5,129,738.00
171	SAN JOSÉ TENANGO	10,674,524.00	0.002746	208,794.00	0.002746	66,206.00	0.002746	21,782.00	0.003228	560,744.00	0.002746	2,851,085.00	0.000000	806,314.00	0.006309	330,564.00	0.003494	15,520,013.00
172	SAN JUAN ACHIUTLA	653,133.00	0.000144	13,498.00	0.000144	3,941.00	0.000144	1,525.00	0.000226	36,476.00	0.000144	313,214.00	0.000234	12,017.00	0.000094	11,748.00	0.000124	1,045,552.00
173	SAN JUAN ATEPEC	1,542,713.00	0.000309	28,974.00	0.000309	8,939.00	0.000309	3,414.00	0.000506	81,181.00	0.000309	702,109.00	0.000432	48,790.00	0.000382	31,477.00	0.000333	2,447,597.00
174	ANIMAS TRUJANO	2,352,752.00	0.000494	41,892.00	0.000494	13,650.00	0.000494	4,838.00	0.000717	118,513.00	0.000494	1,007,549.00	0.000000	111,806.00	0.000875	65,406.00	0.000691	3,716,406.00
175	SAN JUAN BAUTISTA ATATLAHUCA	1,547,607.00	0.000206	28,896.00	0.000206	8,307.00	0.000206	3,988.00	0.000591	84,007.00	0.000206	715,912.00	0.000000	53,431.00	0.000418	26,810.00	0.000283	2,468,958.00
176	SAN JUAN BAUTISTA COXTLHUAMAC	2,811,906.00	0.000452	52,233.00	0.000452	15,585.00	0.000452	7,011.00	0.001039	149,656.00	0.000452	1,160,795.00	0.000572	92,068.00	0.000720	51,294.00	0.000542	4,340,548.00
177	SAN JUAN BAUTISTA CUICATLÁN	6,336,546.00	0.001862	130,073.00	0.001862	41,136.00	0.001862	12,855.00	0.001905	338,141.00	0.001862	2,460,147.00	0.004415	322,594.00	0.002524	200,526.00	0.002120	9,842,018.00
178	SAN JUAN BAUTISTA GUELACHE	3,329,095.00	0.000868	62,603.00	0.000868	20,574.00	0.000868	6,363.00	0.000943	169,546.00	0.000868	534,015.00	0.000000	202,902.00	0.001588	114,845.00	0.001214	4,439,943.00
179	SAN JUAN BAUTISTA JAYACATLÁN	1,818,950.00	0.000418	36,908.00	0.000418	11,041.00	0.000418	4,150.00	0.000615	99,645.00	0.000418	883,281.00	0.000451	48,665.00	0.000381	37,586.00	0.000397	2,940,236.00
180	SAN JUAN BAUTISTA LO DE SOTO	1,867,128.00	0.000370	36,309.00	0.000370	10,870.00	0.000370	4,325.00	0.000641	100,834.00	0.000370	694,876.00	0.000321	84,035.00	0.000658	45,740.00	0.000483	2,844,117.00
181	SAN JUAN BAUTISTA	971,837.00	0.000090	17,815.00	0.000090	4,949.00	0.000090	2,645.00	0.000392	53,264.00	0.000090	513,865.00	0.000110	14,678.00	0.000115	9,280.00	0.000098	1,588,333.00



“2019, Año por la erradicación de la violencia contra la mujer”

COMISIÓN PERMANENTE DE HACIENDA

ASUNTO: DICTAMEN.

EXPEDIENTE: 640

220	SAN JUAN TEPEXILTLA	2,487,074.00	0.000478	47,495.00	0.000478	14,342.00	0.000478	5,871.00	0.000870	132,851.00	0.000478	1,389,066.00	0.001640	87,459.00	0.000684	52,281.00	0.000553	4,216,437.00
221	SAN JUAN TEPOSCOLUJA	1,228,247.00	0.000163	22,500.00	0.000163	6,561.00	0.000163	3,091.00	0.000458	65,847.00	0.000163	733,392.00	0.000382	39,649.00	0.000310	20,951.00	0.000221	2,120,238.00
222	SAN JUAN YALEE	1,443,414.00	0.000207	26,793.00	0.000207	7,835.00	0.000207	3,590.00	0.000532	77,650.00	0.000207	738,701.00	0.000546	47,056.00	0.000368	25,876.00	0.000274	2,370,915.00
223	SAN JUAN YATZONA	1,063,975.00	0.000133	20,330.00	0.000133	5,685.00	0.000133	2,794.00	0.000414	58,992.00	0.000133	844,743.00	0.000045	13,927.00	0.000109	12,081.00	0.000128	2,022,527.00
224	SAN JUAN YUCUITA	782,179.00	0.000075	14,490.00	0.000075	4,009.00	0.000075	2,139.00	0.000317	43,068.00	0.000075	470,833.00	0.000044	17,266.00	0.000135	9,689.00	0.000102	1,343,675.00
225	SAN LORENZO	3,700,449.00	0.000769	70,438.00	0.000769	21,683.00	0.000769	8,259.00	0.001224	195,714.00	0.000769	747,000.00	0.000000	221,800.00	0.001735	101,824.00	0.001076	5,067,167.00
226	SAN LORENZO ALBARRADAS	2,320,163.00	0.000678	47,051.00	0.000678	14,989.00	0.000678	4,305.00	0.000638	123,166.00	0.000678	1,497,091.00	0.000865	89,667.00	0.000702	64,480.00	0.000682	4,160,912.00
227	SAN LORENZO CACAOTEPEC	10,870,365.00	0.004415	228,925.00	0.004415	78,577.00	0.004415	16,148.00	0.002393	557,195.00	0.004415	4,782,458.00	0.006242	438,634.00	0.003432	400,670.00	0.004235	17,372,972.00
228	SAN LORENZO CUAUNECOUILTITLA	1,399,063.00	0.000102	26,126.00	0.000102	6,982.00	0.000102	4,008.00	0.000594	78,412.00	0.000102	671,400.00	0.000000	29,193.00	0.000228	13,486.00	0.000143	2,228,670.00
229	SAN LORENZO TEXMELUCAN	4,669,397.00	0.001239	93,517.00	0.001239	29,327.00	0.001239	9,555.00	0.001416	248,645.00	0.001239	1,430,174.00	0.001810	317,078.00	0.002481	149,714.00	0.001583	6,947,407.00
230	SAN LORENZO VICTORIA	1,196,240.00	0.000214	22,882.00	0.000214	6,791.00	0.000214	2,767.00	0.000410	64,595.00	0.000214	571,920.00	0.000353	30,482.00	0.000239	21,123.00	0.000223	1,916,800.00
231	SAN LUCAS CAMOTLÁN	2,379,782.00	0.000534	47,188.00	0.000534	14,308.00	0.000534	5,432.00	0.000805	128,432.00	0.000534	660,463.00	0.000000	108,379.00	0.000848	58,534.00	0.000619	3,402,518.00
232	SAN LUCAS OJITLÁN	14,083,485.00	0.003053	257,438.00	0.003053	82,665.00	0.003053	28,786.00	0.004266	720,663.00	0.003053	5,773,648.00	0.007225	716,844.00	0.005609	364,835.00	0.003856	22,028,364.00
233	SAN LUCAS QUIAVINI	2,451,150.00	0.000571	46,739.00	0.000571	14,733.00	0.000571	4,717.00	0.000699	128,568.00	0.000571	1,529,254.00	0.000000	62,563.00	0.000490	48,967.00	0.000518	4,286,691.00
234	SAN LUCAS ZOGUIAPAM	4,467,716.00	0.000914	84,285.00	0.000914	26,045.00	0.000914	9,980.00	0.001479	235,153.00	0.000914	821,114.00	0.000000	276,460.00	0.002163	121,001.00	0.001279	6,041,754.00
235	SAN LUIS AMATLÁN	3,035,144.00	0.000511	56,806.00	0.000511	16,968.00	0.000511	7,153.00	0.001060	162,116.00	0.000511	1,864,398.00	0.002263	127,909.00	0.001001	63,764.00	0.000674	5,334,258.00
236	SAN MARCIAL OZOLOTEPEC	1,821,834.00	0.000202	32,657.00	0.000202	9,460.00	0.000202	4,980.00	0.000738	97,042.00	0.000202	1,277,510.00	0.000945	59,422.00	0.000465	26,309.00	0.000278	3,329,214.00
237	SAN MARCOS ARTEAGA	1,763,475.00	0.000365	35,612.00	0.000365	10,450.00	0.000365	4,298.00	0.000637	97,292.00	0.000365	774,276.00	0.000358	44,686.00	0.000350	34,294.00	0.000362	2,764,383.00
238	DE LOS CANSECOS	1,354,794.00	0.000122	25,187.00	0.000122	6,899.00	0.000122	3,765.00	0.000558	75,019.00	0.000122	825,420.00	0.000420	27,177.00	0.000213	15,020.00	0.000159	2,335,281.00
239	SAN MARTÍN HUAMELÚPAM	1,191,724.00	0.000236	22,936.00	0.000236	6,931.00	0.000236	2,881.00	0.000427	63,723.00	0.000236	552,365.00	0.000327	32,939.00	0.000258	23,024.00	0.000243	1,896,523.00
240	SAN MARTÍN ITUNYOSO	2,085,460.00	0.000290	38,960.00	0.000290	11,275.00	0.000290	5,297.00	0.000785	112,945.00	0.000290	663,564.00	0.000000	90,239.00	0.000706	38,353.00	0.000405	3,046,093.00
241	SAN MARTÍN LACHILÁ	1,344,623.00	0.000191	24,827.00	0.000191	7,274.00	0.000191	3,360.00	0.000498	72,115.00	0.000191	740,725.00	0.000310	36,254.00	0.000284	21,195.00	0.000224	2,250,377.00


“2019, Año por la erradicación de la violencia contra la mujer”

COMISIÓN PERMANENTE DE HACIENDA

ASUNTO: DICTAMEN.

EXPEDIENTE: 640

242	SAN MARTÍN PERAS	6,892,344.00	0.001554	130,945.00	0.001554	41,139.00	0.001554	14,623.00	0.002167	360,640.00	0.001554	962,914.00	0.000000	495,358.00	0.003876	204,989.00	0.002167	9,102,952.00
243	SAN MARTÍN TILCAIETE	2,341,906.00	0.000542	46,388.00	0.000542	14,195.00	0.000542	5,452.00	0.000808	125,576.00	0.000542	1,197,121.00	0.000565	56,383.00	0.000441	48,153.00	0.000509	3,835,174.00
244	SAN MARTÍN TOPALAN	2,320,904.00	0.000477	44,201.00	0.000477	13,570.00	0.000477	5,209.00	0.000772	122,949.00	0.000477	611,227.00	0.000000	126,257.00	0.000988	63,204.00	0.000668	3,307,521.00
245	SAN MARTÍN ZACATEPEC	1,240,883.00	0.000166	23,359.00	0.000166	6,675.00	0.000166	3,198.00	0.000474	67,752.00	0.000166	434,625.00	0.000039	44,316.00	0.000347	21,480.00	0.000227	1,842,288.00
246	SAN MATEO CAJONOS	1,019,871.00	0.000083	19,089.00	0.000083	5,148.00	0.000083	2,881.00	0.000427	56,985.00	0.000083	487,200.00	0.000000	21,800.00	0.000171	10,595.00	0.000112	1,623,569.00
247	SAN MATEO CAPULÁPAM DE MÉNDEZ	2,128,777.00	0.000373	32,894.00	0.000373	11,553.00	0.000373	3,360.00	0.000498	100,181.00	0.000373	800,759.00	0.000409	44,012.00	0.000344	35,963.00	0.000380	3,157,499.00
248	SAN MATEO DEL MAR	7,838,720.00	0.002276	154,727.00	0.002276	50,323.00	0.002276	14,643.00	0.002170	407,401.00	0.002276	2,020,680.00	0.000000	622,449.00	0.004870	270,679.00	0.002861	11,379,622.00
249	SAN MATEO YOLOXOCHTLÁN	2,352,002.00	0.000456	44,440.00	0.000456	13,564.00	0.000456	5,459.00	0.000809	124,574.00	0.000456	993,658.00	0.000000	125,643.00	0.000983	60,337.00	0.000638	3,719,677.00
250	SAN MATEO ETLATONGO	2,011,934.00	0.000222	30,633.00	0.000222	10,095.00	0.000222	4,359.00	0.000646	96,851.00	0.000222	818,682.00	0.000252	35,591.00	0.000278	23,133.00	0.000245	3,031,278.00
251	SAN MATEO NEÁPAM	1,568,884.00	0.000147	28,877.00	0.000147	8,008.00	0.000147	4,339.00	0.000643	86,074.00	0.000147	734,618.00	0.000000	41,116.00	0.000322	19,240.00	0.000203	2,491,156.00
252	SAN MATEO PENASCO	1,781,899.00	0.000261	33,450.00	0.000261	9,727.00	0.000261	4,481.00	0.000664	96,440.00	0.000261	598,152.00	0.000000	74,708.00	0.000585	34,464.00	0.000364	2,633,321.00
253	SAN MATEO PIÑAS	2,239,993.00	0.000271	41,895.00	0.000271	11,861.00	0.000271	5,891.00	0.000873	122,567.00	0.000271	850,949.00	0.000000	75,600.00	0.000592	35,251.00	0.000373	3,384,007.00
254	SAN MATEO RIO HONDO	2,616,737.00	0.000444	48,713.00	0.000444	14,652.00	0.000444	6,383.00	0.000946	138,862.00	0.000444	1,383,195.00	0.001157	107,707.00	0.000843	55,069.00	0.000582	4,371,318.00
255	SAN MATEO SINDIHUI	1,854,175.00	0.000258	33,153.00	0.000258	9,933.00	0.000258	4,487.00	0.000665	97,464.00	0.000258	563,347.00	0.000000	72,124.00	0.000564	33,887.00	0.000358	2,668,570.00
256	SAN MATEO TLAPILTEPEC	910,368.00	0.000061	16,044.00	0.000061	4,455.00	0.000061	2,530.00	0.000375	49,238.00	0.000061	467,779.00	0.000024	7,184.00	0.000056	5,582.00	0.000059	1,463,180.00
257	SAN MATEO MELCHOR BETAZA	1,391,610.00	0.000140	26,065.00	0.000140	7,191.00	0.000140	3,934.00	0.000583	76,896.00	0.000140	747,328.00	0.0000376	34,208.00	0.000268	17,325.00	0.000183	2,304,557.00
258	SAN MIGUEL ACHUTLA	1,386,619.00	0.000366	28,998.00	0.000366	8,771.00	0.000366	2,996.00	0.000444	76,362.00	0.000366	601,942.00	0.000131	22,868.00	0.000179	27,589.00	0.000292	2,156,145.00
259	SAN MIGUEL AHUEHUETITLÁN	2,281,661.00	0.000333	41,529.00	0.000333	12,368.00	0.000333	5,547.00	0.000822	120,906.00	0.000333	1,520,153.00	0.000973	88,148.00	0.000690	41,431.00	0.000438	4,111,743.00
260	SAN MIGUEL ALOPAM	1,852,315.00	0.000305	34,868.00	0.000305	10,329.00	0.000305	4,521.00	0.000670	99,430.00	0.000305	756,511.00	0.000650	73,382.00	0.000574	38,043.00	0.000402	2,869,399.00
261	SAN MIGUEL AMATILÁN	4,339,203.00	0.001032	84,007.00	0.001032	26,327.00	0.001032	9,170.00	0.001359	228,629.00	0.001032	3,459,095.00	0.000000	267,633.00	0.002094	130,576.00	0.001380	8,544,640.00
262	SAN MIGUEL AMATILÁN	1,095,777.00	0.000219	21,947.00	0.000219	6,440.00	0.000219	2,767.00	0.000410	60,237.00	0.000219	452,949.00	0.000349	30,678.00	0.000240	21,880.00	0.000231	1,692,675.00
263	SAN MIGUEL COATLÁN	2,763,762.00	0.000461	49,118.00	0.000461	15,266.00	0.000461	6,154.00	0.000912	142,590.00	0.000461	1,641,014.00	0.001975	116,218.00	0.000909	56,278.00	0.000597	4,790,600.00



“2019, Año por la erradicación de la violencia contra la mujer”



COMISIÓN PERMANENTE DE HACIENDA

ASUNTO: DICTAMEN.

EXPEDIENTE: 640

264	SAN MIGUEL CHICAHUA	1,950,705.00	0.000284	0.000284	10,616.00	0.000284	4,811.00	0.000713	104,802.00	0.000284	1,261,756.00	0.000652	74,610.00	0.000584	36,147.00	0.000382	3,479,641.00
265	SAN MIGUEL CHIMALAPA	4,430,095.00	0.001095	0.001095	27,246.00	0.001095	9,326.00	0.001382	236,060.00	0.001095	726,067.00	0.000000	240,461.00	0.001882	127,151.00	0.001344	5,884,035.00
266	SAN MIGUEL DEL PUERTO DEL RIO	5,287,840.00	0.001209	0.001209	31,502.00	0.001209	10,554.00	0.001564	271,591.00	0.001209	7,164,304.00	0.000926	285,049.00	0.002230	148,376.00	0.001568	13,297,207.00
267	SAN MIGUEL DEL RIO	759,537.00	0.000036	0.000036	3,657.00	0.000036	2,274.00	0.000337	42,688.00	0.000036	427,786.00	0.000038	7,506.00	0.000059	4,348.00	0.000046	1,261,776.00
268	SAN MIGUEL EUTLA	1,284,845.00	0.000204	0.000204	7,128.00	0.000204	3,171.00	0.000470	69,550.00	0.000204	703,366.00	0.000503	33,397.00	0.000261	21,242.00	0.000225	2,147,050.00
269	SAN MIGUEL EL GRANDE	3,908,608.00	0.000528	0.000528	20,545.00	0.000528	8,738.00	0.001295	196,312.00	0.000528	2,729,370.00	0.000000	131,949.00	0.001032	69,132.00	0.000731	7,129,653.00
270	SAN MIGUEL HUAUTLA	1,750,844.00	0.000434	0.000434	10,928.00	0.000434	4,373.00	0.000648	97,230.00	0.000434	878,019.00	0.000680	40,309.00	0.000315	35,063.00	0.000371	2,853,620.00
271	SAN MIGUEL MIXTEPEC	2,123,345.00	0.000337	0.000337	11,714.00	0.000337	5,142.00	0.000762	112,593.00	0.000337	582,994.00	0.000000	97,439.00	0.000762	44,338.00	0.000469	3,016,660.00
272	PANIXTLAHUA CA	3,976,085.00	0.001111	0.001111	24,773.00	0.001111	7,922.00	0.001174	203,494.00	0.001111	1,172,505.00	0.001258	215,153.00	0.001683	124,314.00	0.001314	5,802,222.00
273	SAN MIGUEL PERAS	2,531,195.00	0.000464	0.000464	14,390.00	0.000464	5,810.00	0.000861	134,192.00	0.000464	1,227,952.00	0.000969	121,135.00	0.000948	57,660.00	0.000609	4,139,748.00
274	SAN MIGUEL PIEDRAS	1,494,461.00	0.000160	0.000160	7,821.00	0.000160	4,474.00	0.000663	82,497.00	0.000160	600,362.00	0.000000	45,511.00	0.000356	21,212.00	0.000224	2,284,592.00
275	SAN MIGUEL QUETZALTEPEC	4,206,551.00	0.001034	0.001034	25,759.00	0.001034	8,880.00	0.001316	221,049.00	0.001034	783,562.00	0.000000	285,885.00	0.002237	136,140.00	0.001439	5,749,532.00
276	SAN MIGUEL SANTA FLOR	1,544,998.00	0.000127	0.000127	7,765.00	0.000127	4,265.00	0.000632	85,211.00	0.000127	911,458.00	0.000122	25,230.00	0.000197	13,903.00	0.000147	2,621,192.00
277	SAN MIGUEL VILLA SOLA DE VEGA	9,029,905.00	0.001880	0.001880	52,600.00	0.001880	19,508.00	0.002891	465,728.00	0.001880	3,612,600.00	0.001989	452,759.00	0.003543	225,193.00	0.002380	14,024,380.00
278	SAN MIGUEL SOYALTEPEC	20,879,430.00	0.005883	0.005883	132,518.00	0.005883	40,123.00	0.005946	1,073,348.00	0.005883	11,021,509.00	0.013427	1,407,157.00	0.011010	712,341.00	0.007530	35,670,804.00
279	SAN MIGUEL SUCHIATEPEC	2,179,099.00	0.000352	0.000352	12,044.00	0.000352	5,176.00	0.000767	114,957.00	0.000352	863,739.00	0.000000	90,134.00	0.000705	45,417.00	0.000480	3,350,465.00
280	SAN MIGUEL VILLA TALEA	2,303,147.00	0.000411	0.000411	13,014.00	0.000411	5,365.00	0.000795	121,835.00	0.000411	1,045,282.00	0.000487	72,338.00	0.000566	45,038.00	0.000476	3,648,894.00
281	SAN MIGUEL DE CASTRO	889,629.00	0.000079	0.000079	4,413.00	0.000079	2,112.00	0.000313	45,928.00	0.000079	394,560.00	0.000069	8,380.00	0.000066	7,000.00	0.000074	1,366,796.00
282	SAN MIGUEL TENANGO	1,103,156.00	0.000096	0.000096	5,568.00	0.000096	2,983.00	0.000442	60,307.00	0.000096	416,707.00	0.000000	24,824.00	0.000194	12,409.00	0.000131	1,646,003.00
283	SAN MIGUEL TEQUITEPEC	1,469,454.00	0.000337	0.000337	8,967.00	0.000337	3,549.00	0.000526	81,903.00	0.000337	815,492.00	0.000472	31,964.00	0.000250	28,614.00	0.000302	2,470,510.00
284	SAN MIGUEL TLICUAPANI	4,194,856.00	0.000520	0.000520	22,384.00	0.000520	11,174.00	0.001656	232,667.00	0.000520	1,991,017.00	0.000663	122,027.00	0.000955	59,538.00	0.000629	6,713,852.00
285	SAN MIGUEL TLACAMAMA	2,495,309.00	0.000520	0.000520	14,599.00	0.000520	5,371.00	0.000796	131,237.00	0.000520	1,257,667.00	0.000777	124,296.00	0.000973	64,434.00	0.000681	4,139,986.00


“2019, Año por la erradicación de la violencia contra la mujer”

COMISIÓN PERMANENTE DE HACIENDA

ASUNTO: DICTAMEN.

EXPEDIENTE: 640

286	SAN MIGUEL TLACOTEPEC	3,269,174.00	0.000813	66,202.00	0.000813	20,238.00	0.000813	7,240.00	0.001073	176,917.00	0.000813	1,157,953.00	0.000000	108,186.00	0.000847	76,297.00	0.000806	4,882,207.00
287	SAN MIGUEL TULANCINGO	984,403.00	0.000183	20,559.00	0.000183	5,755.00	0.000183	2,814.00	0.000417	56,003.00	0.000183	411,132.00	0.000073	9,658.00	0.000076	13,214.00	0.000140	1,503,538.00
288	SAN MIGUEL YOTAO	1,130,440.00	0.000129	21,724.00	0.000129	5,970.00	0.000129	3,057.00	0.000453	63,265.00	0.000129	753,698.00	0.000000	20,432.00	0.000160	12,985.00	0.000137	2,011,571.00
289	SAN NICOLÁS	1,378,833.00	0.000145	25,773.00	0.000145	7,155.00	0.000145	3,738.00	0.000554	76,044.00	0.000145	631,202.00	0.000119	37,607.00	0.000294	19,031.00	0.000201	2,179,383.00
290	SAN NICOLÁS HIDALGO	1,123,425.00	0.000146	20,591.00	0.000146	5,985.00	0.000146	2,787.00	0.000413	60,391.00	0.000146	545,376.00	0.000229	31,579.00	0.000247	17,611.00	0.000186	1,807,745.00
291	SAN PABLO COATLÁN	2,777,548.00	0.000539	52,650.00	0.000539	16,024.00	0.000539	6,356.00	0.000942	147,578.00	0.000539	687,218.00	0.000000	141,361.00	0.001106	71,063.00	0.000751	3,899,798.00
292	SAN PABLO CUATRO VENADOS	1,536,579.00	0.000213	29,343.00	0.000213	8,341.00	0.000213	3,968.00	0.000588	84,527.00	0.000213	687,377.00	0.000327	49,661.00	0.000389	25,539.00	0.000270	2,425,335.00
293	SAN PABLO ETLA	12,623,485.00	0.004842	255,256.00	0.004842	88,820.00	0.004842	18,631.00	0.002761	634,237.00	0.004842	5,408,198.00	0.004804	429,997.00	0.003365	427,365.00	0.004517	19,885,989.00
294	SAN PABLO HUITZO	4,340,679.00	0.001376	86,491.00	0.001376	28,622.00	0.001376	7,254.00	0.001075	224,361.00	0.001376	2,273,102.00	0.001740	199,714.00	0.001563	145,093.00	0.001534	7,305,316.00
295	SAN PABLO HUIXTEPEC	7,523,145.00	0.001781	134,477.00	0.001781	44,990.00	0.001781	15,291.00	0.002266	373,272.00	0.001781	3,900,335.00	0.002279	275,592.00	0.002156	189,940.00	0.002008	12,457,042.00
296	SAN PABLO MACULIANGUIS	1,134,148.00	0.000142	21,121.00	0.000142	6,036.00	0.000142	2,996.00	0.000444	61,680.00	0.000142	637,544.00	0.000363	29,556.00	0.000231	16,553.00	0.000175	1,909,634.00
297	SAN PABLO TUALTEPEC	1,909,680.00	0.000357	37,071.00	0.000357	10,991.00	0.000357	4,656.00	0.000690	103,467.00	0.000357	962,791.00	0.000778	90,053.00	0.000705	44,153.00	0.000467	3,162,862.00
298	SAN PABLO VILLA DE MITLA	8,765,603.00	0.002721	173,252.00	0.002721	57,426.00	0.002721	16,006.00	0.002372	450,389.00	0.002721	4,587,885.00	0.007464	398,742.00	0.003120	273,784.00	0.002894	14,723,087.00
299	SAN PABLO YAGANIZA	1,348,031.00	0.000135	25,209.00	0.000135	6,959.00	0.000135	3,772.00	0.000559	74,481.00	0.000135	585,936.00	0.000000	34,789.00	0.000272	17,776.00	0.000188	2,096,953.00
300	SAN PEDRO AMUZGOS	3,694,143.00	0.000859	68,882.00	0.000859	22,142.00	0.000859	7,666.00	0.001136	189,782.00	0.000859	1,151,597.00	0.000000	226,255.00	0.001770	112,327.00	0.001187	5,472,794.00
301	SAN PEDRO APÓSTOL	3,174,509.00	0.000555	60,406.00	0.000555	17,949.00	0.000555	7,713.00	0.001143	170,733.00	0.000555	1,664,812.00	0.000493	49,255.00	0.000385	45,867.00	0.000485	5,191,244.00
302	SAN PEDRO ATOYAC	3,284,803.00	0.000582	57,739.00	0.000582	18,317.00	0.000582	6,849.00	0.001015	167,455.00	0.000582	788,012.00	0.000000	162,959.00	0.001275	76,347.00	0.000807	4,562,481.00
303	SAN PEDRO CALONOS	1,121,634.00	0.000141	20,660.00	0.000141	5,955.00	0.000141	2,929.00	0.000434	60,543.00	0.000141	517,907.00	0.000338	35,736.00	0.000280	18,369.00	0.000194	1,783,733.00
304	SAN PEDRO COXCATLITEPEC	1,162,199.00	0.000151	22,353.00	0.000151	6,255.00	0.000151	3,064.00	0.000454	64,539.00	0.000151	491,802.00	0.000001	27,185.00	0.000213	15,579.00	0.000165	1,792,976.00
305	SAN PEDRO COMITANCILL O	2,830,393.00	0.000735	52,572.00	0.000735	17,408.00	0.000735	5,000.00	0.000741	143,358.00	0.000735	1,291,302.00	0.000404	122,178.00	0.000956	82,093.00	0.000868	4,544,304.00
306	SAN PEDRO EL ALTO	2,726,653.00	0.000449	50,495.00	0.000449	15,150.00	0.000449	6,512.00	0.000965	144,766.00	0.000449	1,095,173.00	0.000000	129,824.00	0.001016	59,333.00	0.000627	4,227,906.00




“2019, Año por la erradicación de la violencia contra la mujer”

COMISIÓN PERMANENTE DE HACIENDA

ASUNTO: DICTAMEN.

EXPEDIENTE: 640

307	SAN PEDRO HUAMELULA	5,259,388.00	0.001289	101,267.00	0.001289	32,121.00	0.001289	10,898.00	0.001615	274,843.00	0.001289	1,231,195.00	0.001430	327,148.00	0.002560	168,667.00	0.001783	7,405,527.00
308	SAN PEDRO HUILOTEPEC	2,626,108.00	0.000525	45,663.00	0.000525	14,987.00	0.000525	5,054.00	0.000749	131,225.00	0.000525	1,677,263.00	0.000072	105,491.00	0.000825	59,816.00	0.000632	4,665,607.00
309	SAN PEDRO IKCATLÁN	6,761,484.00	0.001642	131,511.00	0.001642	41,292.00	0.001642	14,447.00	0.002141	356,214.00	0.001642	2,092,738.00	0.000856	444,243.00	0.003476	204,323.00	0.002160	10,046,252.00
310	SAN PEDRO IXTLAHUACA	4,271,233.00	0.001280	81,644.00	0.001280	27,505.00	0.001280	7,355.00	0.001090	215,615.00	0.001280	1,918,816.00	0.002093	290,244.00	0.002271	154,291.00	0.001631	6,966,703.00
311	SAN PEDRO JALTEPETONG	1,298,631.00	0.000138	24,081.00	0.000138	6,740.00	0.000138	3,448.00	0.000511	71,243.00	0.000138	630,895.00	0.000033	19,458.00	0.000152	13,019.00	0.000138	2,067,515.00
312	SAN PEDRO JICAYÁN	6,350,281.00	0.001643	123,158.00	0.001643	39,380.00	0.001643	12,740.00	0.001888	331,254.00	0.001643	1,063,793.00	0.000000	450,366.00	0.003524	211,376.00	0.002234	8,582,348.00
313	SAN PEDRO JOCOTIPAC	1,346,456.00	0.000102	25,080.00	0.000102	6,741.00	0.000102	3,853.00	0.000571	75,189.00	0.000102	632,410.00	0.000000	26,950.00	0.000211	13,215.00	0.000140	2,129,894.00
314	SAN PEDRO JUCHATEANGO	1,826,053.00	0.000343	32,667.00	0.000343	10,374.00	0.000343	4,440.00	0.000658	92,900.00	0.000343	767,559.00	0.000000	49,410.00	0.000387	34,346.00	0.000363	2,817,749.00
315	SAN PEDRO MÁRTIR	1,844,712.00	0.000261	34,085.00	0.000261	9,980.00	0.000261	4,609.00	0.000683	99,028.00	0.000261	981,669.00	0.000402	64,971.00	0.000508	30,962.00	0.000327	3,070,016.00
316	SAN PEDRO QUIECHAPA	1,390,622.00	0.000102	26,082.00	0.000102	7,000.00	0.000102	4,852.00	0.000719	77,126.00	0.000102	781,556.00	0.000189	22,418.00	0.000175	12,422.00	0.000131	2,322,078.00
317	SAN PEDRO MÁRTIR YUCUACCO	1,689,691.00	0.000294	32,012.00	0.000294	9,536.00	0.000294	4,157.00	0.000616	90,577.00	0.000294	885,215.00	0.000483	40,815.00	0.000319	28,477.00	0.000301	2,780,480.00
318	SAN PEDRO MIXTEPEC (D.T.O.)	47,136,675.00	0.018593	958,810.00	0.018593	338,964.00	0.018593	72,641.00	0.010765	2,337,040.00	0.018593	15,556,398.00	0.017219	1,440,915.00	0.011275	1,516,389.00	0.016029	69,337,832.00
319	SAN PEDRO MIXTEPEC (D.T.O.) MIAHUATLÁN	919,750.00	0.000137	17,313.00	0.000137	5,040.00	0.000137	2,328.00	0.000345	49,782.00	0.000137	297,564.00	0.000000	36,800.00	0.000288	18,005.00	0.000190	1,346,582.00
320	SAN PEDRO MOLINOS	836,020.00	0.000085	15,562.00	0.000085	4,321.00	0.000085	2,274.00	0.000337	46,061.00	0.000085	322,556.00	0.000000	22,418.00	0.000175	11,176.00	0.000118	1,760,368.00
321	SAN PEDRO NOPALA	1,162,915.00	0.000124	21,149.00	0.000124	6,024.00	0.000124	3,131.00	0.000464	62,826.00	0.000124	509,682.00	0.000166	24,428.00	0.000191	13,918.00	0.000147	1,804,073.00
322	SAN PEDRO OCOPEATILÁN	1,384,298.00	0.000100	25,666.00	0.000100	6,887.00	0.000100	3,968.00	0.000588	77,213.00	0.000100	673,032.00	0.000000	28,846.00	0.000226	13,210.00	0.000140	2,213,120.00
323	SAN PEDRO OCOATEPEC	1,914,186.00	0.000285	34,461.00	0.000285	10,379.00	0.000285	4,460.00	0.000661	100,667.00	0.000285	539,249.00	0.000000	70,793.00	0.000554	36,168.00	0.000382	2,710,363.00
324	SAN PEDRO POCHUTLA	28,932,808.00	0.009896	555,901.00	0.009896	195,148.00	0.009896	45,373.00	0.006724	1,424,028.00	0.009896	9,871,454.00	0.013635	1,570,937.00	0.012292	1,014,504.00	0.010724	43,610,153.00
325	SAN PEDRO QUATONÍ	6,460,178.00	0.001613	120,588.00	0.001613	39,397.00	0.001613	12,335.00	0.001828	329,614.00	0.001613	2,343,820.00	0.000000	382,119.00	0.002990	194,644.00	0.002057	9,882,695.00




“2019, Año por la erradicación de la violencia contra la mujer”

COMISIÓN PERMANENTE DE HACIENDA

ASUNTO: DICTAMEN.

EXPEDIENTE: 640

326	SAN PEDRO SOCHAPAM	4,051,229.00	0.000897	76,563.00	0.000897	24,054.00	0.000897	8,685.00	0.001287	211,605.00	0.000897	2,195,170.00	0.000960	187,163.00	0.001464	99,858.00	0.001056	6,854,327.00
327	SAN PEDRO TAPANATEPEC	16,229,048.00	0.002337	277,923.00	0.002337	86,757.00	0.002337	37,376.00	0.005539	826,058.00	0.002337	8,176,936.00	0.004702	489,427.00	0.003830	277,151.00	0.002930	26,400,676.00
328	SAN PEDRO TAVICHE	1,275,514.00	0.000162	24,065.00	0.000162	6,809.00	0.000162	3,340.00	0.000495	69,983.00	0.000162	492,768.00	0.000000	44,648.00	0.000349	20,712.00	0.000219	1,937,839.00
329	SAN PEDRO TEOZACALCO	1,441,870.00	0.000165	26,469.00	0.000165	7,548.00	0.000165	3,799.00	0.000563	78,127.00	0.000165	501,510.00	0.000029	43,110.00	0.000337	21,057.00	0.000223	2,123,490.00
330	SAN PEDRO TEUTILA	2,809,889.00	0.000552	53,389.00	0.000552	16,260.00	0.000552	6,424.00	0.000952	149,344.00	0.000552	670,152.00	0.000000	144,359.00	0.001130	71,860.00	0.000758	3,921,497.00
331	SAN PEDRO TUDAÁ	2,125,287.00	0.000606	42,809.00	0.000606	13,597.00	0.000606	3,799.00	0.000563	112,452.00	0.000606	777,754.00	0.000025	29,881.00	0.000234	42,736.00	0.000452	3,148,115.00
332	SAN PEDRO TOPILTEPEC	816,040.00	0.000169	16,822.00	0.000169	4,848.00	0.000169	1,964.00	0.000291	45,801.00	0.000169	340,109.00	0.000107	11,137.00	0.000087	12,844.00	0.000136	1,249,565.00
333	SAN PEDRO TOTOLÁPAM	2,623,012.00	0.000885	54,700.00	0.000885	17,830.00	0.000885	5,351.00	0.000793	137,814.00	0.000885	915,813.00	0.001632	80,727.00	0.000632	75,290.00	0.000796	3,910,537.00
334	VILLA DE TUTUTEPEC DE MELCHOR OCAÑO	23,737,395.00	0.006744	454,987.00	0.006744	150,615.00	0.006744	42,741.00	0.006334	1,211,509.00	0.006744	7,524,686.00	0.009396	1,509,546.00	0.011812	822,949.00	0.008699	35,454,428.00
335	SAN PEDRO YANERI	1,409,172.00	0.000142	26,543.00	0.000142	7,290.00	0.000142	3,867.00	0.000573	78,310.00	0.000142	606,290.00	0.000000	30,250.00	0.000237	16,738.00	0.000177	2,178,460.00
336	SAN PEDRO YOLOX	2,734,502.00	0.000617	53,020.00	0.000617	16,395.00	0.000617	6,019.00	0.000892	145,097.00	0.000617	1,270,738.00	0.000659	59,391.00	0.000465	51,244.00	0.000542	4,336,406.00
337	SAN PABLO AYUTLA	4,059,157.00	0.000828	72,213.00	0.000828	23,374.00	0.000828	8,165.00	0.001210	205,376.00	0.000828	1,222,129.00	0.000000	178,893.00	0.001400	92,916.00	0.000982	5,862,223.00
338	VILLA DE ETILA SAN PEDRO Y SAN PABLO	6,721,232.00	0.002212	130,171.00	0.002212	44,583.00	0.002212	9,872.00	0.001463	338,088.00	0.002212	4,104,258.00	0.002995	306,859.00	0.002401	227,939.00	0.002409	11,883,002.00
339	SAN PEDRO Y TEPOSCOLULA	4,485,450.00	0.000739	57,974.00	0.000739	24,207.00	0.000740	8,779.00	0.001301	181,993.00	0.000739	1,874,795.00	0.001222	123,732.00	0.000968	80,276.00	0.000849	6,837,206.00
340	SAN PEDRO Y TEQUITEPEC	1,640,218.00	0.000231	30,771.00	0.000231	8,900.00	0.000231	4,217.00	0.000625	88,926.00	0.000231	465,421.00	0.000038	55,239.00	0.000432	29,144.00	0.000308	2,322,836.00
341	SAN PEDRO Y YUCUNAMA	976,303.00	0.000071	17,077.00	0.000071	4,836.00	0.000071	3,212.00	0.000476	51,740.00	0.000071	435,834.00	0.000041	7,233.00	0.000057	6,282.00	0.000066	1,502,517.00
342	SAN RAYMUNDO JALPAN	4,860,086.00	0.000871	68,411.00	0.000871	26,062.00	0.000871	6,060.00	0.000898	215,545.00	0.000871	2,047,455.00	0.002073	94,939.00	0.000743	81,277.00	0.000859	7,399,835.00
343	SAN SEBASTIÁN ABAZOLO	2,047,884.00	0.000414	39,200.00	0.000414	11,946.00	0.000414	4,730.00	0.000701	108,996.00	0.000414	1,010,338.00	0.000561	62,016.00	0.000485	41,928.00	0.000443	3,327,038.00
344	SAN SEBASTIÁN COATLÁN	2,351,992.00	0.000419	42,621.00	0.000419	13,219.00	0.000419	5,459.00	0.000809	121,941.00	0.000419	1,284,332.00	0.000637	86,598.00	0.000678	49,304.00	0.000521	3,955,466.00





“2019, Año por la erradicación de la violencia contra la mujer”

COMISIÓN PERMANENTE DE HACIENDA

ASUNTO: DICTAMEN.

EXPEDIENTE: 640

345	SAN SEBASTIÁN IXCAPA	2,767,257.00	0.000550	51,655.00	0.000550	15,991.00	0.000550	6,053.00	0.000897	145,154.00	0.000550	924,688.00	0.000860	134,672.00	0.001054	70,073.00	0.000741	4,115,543.00
346	SAN SEBASTIÁN NICANANDUT	1,907,035.00	0.000342	32,925.00	0.000342	10,628.00	0.000342	3,974.00	0.000589	95,799.00	0.000342	571,114.00	0.000000	49,417.00	0.000387	33,170.00	0.000351	2,704,062.00
347	SAN SEBASTIÁN RÍO HONDO	2,535,683.00	0.000536	49,024.00	0.000536	14,955.00	0.000536	5,688.00	0.000843	135,402.00	0.000536	861,386.00	0.000661	118,188.00	0.000925	64,617.00	0.000683	3,784,943.00
348	SAN SEBASTIÁN TECOMAXTLA HUACA	6,060,201.00	0.001334	114,331.00	0.001334	35,897.00	0.001334	12,585.00	0.001865	316,821.00	0.001334	3,144,142.00	0.002121	286,747.00	0.002244	155,382.00	0.001642	10,126,106.00
349	SAN SEBASTIÁN TETIPAC	1,656,610.00	0.000268	31,341.00	0.000268	9,218.00	0.000268	4,049.00	0.000600	89,438.00	0.000268	522,783.00	0.000000	66,162.00	0.000518	33,968.00	0.000359	2,413,569.00
350	SAN SEBASTIÁN TUTLA	14,515,675.00	0.004826	287,032.00	0.004826	97,169.00	0.004826	25,966.00	0.003848	735,662.00	0.004826	6,744,935.00	0.008321	469,474.00	0.003673	447,466.00	0.004730	23,323,379.00
351	SAN SIMÓN ALMOLONGAS	2,168,198.00	0.000420	41,902.00	0.000420	12,550.00	0.000420	5,020.00	0.000744	116,887.00	0.000420	1,148,491.00	0.000859	96,001.00	0.000751	50,728.00	0.000536	3,639,777.00
352	SAN SIMÓN ZAHUATLÁN	2,499,832.00	0.000448	46,823.00	0.000448	14,153.00	0.000448	5,891.00	0.000873	132,697.00	0.000448	712,298.00	0.000000	136,246.00	0.001066	59,034.00	0.000624	3,606,974.00
353	SANTA ANA CUAUHTÉMOC	1,879,748.00	0.000331	35,291.00	0.000331	10,612.00	0.000331	4,460.00	0.000661	100,099.00	0.000331	1,560,378.00	0.000756	68,759.00	0.000538	39,339.00	0.000416	3,698,686.00
354	SANTA ANA ATEIXTLAUA CA	1,125,035.00	0.000077	20,951.00	0.000077	5,576.00	0.000077	3,239.00	0.000480	63,074.00	0.000077	647,258.00	0.000321	19,367.00	0.000152	9,299.00	0.000098	1,893,795.00
355	SANTA ANA DEL VALLE	1,116,111.00	0.000092	20,815.00	0.000092	5,630.00	0.000092	3,145.00	0.000466	62,179.00	0.000092	618,025.00	0.000226	26,110.00	0.000204	12,157.00	0.000129	1,864,172.00
356	SANTA ANA TAVELA	2,292,892.00	0.000264	39,810.00	0.000264	11,868.00	0.000264	5,682.00	0.000842	119,701.00	0.000264	754,517.00	0.000000	65,824.00	0.000515	34,686.00	0.000367	3,324,980.00
357	SANTA ANA TLAPACOYAN	1,587,527.00	0.000218	28,687.00	0.000218	8,521.00	0.000218	4,170.00	0.000618	83,800.00	0.000218	700,742.00	0.000216	24,050.00	0.000188	19,640.00	0.000208	2,457,137.00
358	SANTA ANA YARENI	2,520,055.00	0.000451	47,268.00	0.000451	14,265.00	0.000451	5,911.00	0.000876	133,961.00	0.000451	1,132,990.00	0.000526	62,911.00	0.000492	44,183.00	0.000467	3,961,544.00
359	SANTA ANA ZEGACHE	1,926,724.00	0.000603	40,839.00	0.000603	12,804.00	0.000603	3,698.00	0.000548	104,585.00	0.000603	680,623.00	0.000133	31,209.00	0.000244	42,964.00	0.000454	2,843,446.00
360	SANTA CATALINA QUIERI	3,097,076.00	0.000539	57,774.00	0.000539	17,434.00	0.000539	7,409.00	0.001098	164,283.00	0.000539	1,779,700.00	0.001169	126,810.00	0.000992	66,604.00	0.000704	5,317,090.00
361	SANTA CATARINA CUARTLA	1,397,765.00	0.000115	25,929.00	0.000115	7,053.00	0.000115	3,968.00	0.000588	77,527.00	0.000115	798,043.00	0.000237	29,532.00	0.000231	14,860.00	0.000157	2,354,677.00
362	SANTA CATARINA CUARTLA	1,881,441.00	0.000379	35,294.00	0.000379	10,914.00	0.000379	4,150.00	0.000615	98,884.00	0.000379	842,086.00	0.000476	47,120.00	0.000369	35,099.00	0.000371	2,954,988.00



“2019, Año por la erradicación de la violencia contra la mujer”

COMISIÓN PERMANENTE DE HACIENDA

ASUNTO: DICTAMEN.

EXPEDIENTE: 640

363	SANTA CATARINA IXTEPEJIL	2,073,846.00	0.000346	0.000346	11,576.00	0.000346	5,101.00	0.000756	110,151.00	0.000346	1,031,986.00	0.000799	81,328.00	0.000636	44,191.00	0.000467	3,396,771.00
364	SANTA CATARINA JUCUILA	9,714,529.00	0.002460	0.002460	59,388.00	0.002460	17,781.00	0.002635	493,640.00	0.002460	3,996,113.00	0.001651	528,006.00	0.004131	292,110.00	0.003088	15,282,096.00
365	SANTA CATARINA LACHATAO	1,224,692.00	0.000146	0.000146	6,395.00	0.000146	3,171.00	0.000470	63,879.00	0.000146	565,990.00	0.000332	34,104.00	0.000267	18,492.00	0.000195	1,938,121.00
366	SANTA CATARINA LOMICHA	3,946,994.00	0.000810	0.000810	22,821.00	0.000810	9,353.00	0.001386	197,039.00	0.000810	2,665,963.00	0.002426	138,062.00	0.001080	83,232.00	0.000880	7,133,305.00
367	SANTA CATARINA MECHOACÁN	2,975,584.00	0.000589	0.000589	17,239.00	0.000589	6,734.00	0.000998	157,667.00	0.000589	877,199.00	0.000000	159,237.00	0.001246	75,994.00	0.000803	4,326,042.00
368	SANTA CATARINA MINAS	3,550,221.00	0.000370	0.000370	18,363.00	0.000370	9,326.00	0.001382	194,710.00	0.000370	2,039,412.00	0.000495	62,567.00	0.000490	39,397.00	0.000416	5,979,643.00
369	SANTA CATARINA QUIANÉ	1,699,277.00	0.000471	0.000471	10,874.00	0.000471	3,522.00	0.000522	92,433.00	0.000471	1,088,581.00	0.001076	60,323.00	0.000472	45,152.00	0.000477	3,035,439.00
370	SANTA CATARINA TAYATA	1,303,527.00	0.000183	0.000183	6,916.00	0.000183	2,929.00	0.000434	66,026.00	0.000183	685,177.00	0.000228	20,735.00	0.000162	16,693.00	0.000176	2,124,040.00
371	SANTA CATARINA TICUÁ	1,557,139.00	0.000195	0.000195	8,232.00	0.000195	3,974.00	0.000589	83,113.00	0.000195	806,996.00	0.000352	35,048.00	0.000274	20,888.00	0.000221	2,543,584.00
372	SANTA CATARINA YOSONOTÚ	1,807,355.00	0.000206	0.000206	9,464.00	0.000206	4,784.00	0.000709	98,342.00	0.000206	789,716.00	0.000000	56,912.00	0.000445	26,514.00	0.000280	2,826,443.00
373	SANTA CATARINA ZAPOQUILA	919,378.00	0.000049	0.000049	4,464.00	0.000049	2,713.00	0.000402	51,688.00	0.000049	445,039.00	0.000000	12,401.00	0.000097	6,272.00	0.000066	1,456,950.00
374	SANTA CATARINA ACATEPEC	1,398,765.00	0.000195	0.000195	7,585.00	0.000195	3,576.00	0.000530	76,307.00	0.000195	499,666.00	0.000000	59,911.00	0.000469	25,835.00	0.000273	2,098,059.00
375	SANTA CATARINA AMILPAS	8,112,998.00	0.002737	0.002737	54,037.00	0.002737	11,964.00	0.001773	396,485.00	0.002737	3,955,776.00	0.004177	354,412.00	0.002773	277,544.00	0.002934	13,316,065.00
376	SANTA CATARINA DE BRAVO	792,063.00	0.000062	0.000062	3,962.00	0.000062	2,334.00	0.000331	43,772.00	0.000062	440,132.00	0.000117	12,140.00	0.000095	6,909.00	0.000073	1,315,765.00
377	SANTA CATARINA ITUNDUIA	6,742,004.00	0.001796	0.001796	42,225.00	0.001796	13,307.00	0.001972	353,750.00	0.001796	2,552,241.00	0.002241	410,610.00	0.003213	212,731.00	0.002249	10,459,290.00
378	SANTA CATARINA MIXTEPEC	2,337,108.00	0.000465	0.000465	13,523.00	0.000465	5,243.00	0.000777	122,549.00	0.000465	1,969,644.00	0.002128	113,631.00	0.000889	59,085.00	0.000625	4,664,468.00
379	SANTA CATARINA NUNDOACO	2,226,017.00	0.000475	0.000475	13,185.00	0.000475	5,007.00	0.000742	119,591.00	0.000475	566,191.00	0.000000	104,936.00	0.000821	54,814.00	0.000579	3,135,169.00
380	SANTA CATARINA PAPANULTLA	1,658,733.00	0.000385	0.000385	10,066.00	0.000385	3,644.00	0.000540	89,897.00	0.000385	889,568.00	0.001322	70,802.00	0.000554	42,156.00	0.000446	2,796,070.00



“2019, Año por la erradicación de la violencia contra la mujer”

COMISIÓN PERMANENTE DE HACIENDA

ASUNTO: DICTAMEN.

EXPEDIENTE: 640

381	SANTA CRUZ TACACHE DE MINA	2,121,927.00	0.000555	41,470.00	0.000555	13,210.00	0.000555	4,150.00	0.000615	111,289.00	0.000555	1,554,763.00	0.000831	83,061.00	0.000650	57,036.00	0.000603	3,986,906.00
382	SANTA CRUZ TACAHUA	1,433,266.00	0.000192	27,078.00	0.000192	7,722.00	0.000192	3,657.00	0.000542	78,478.00	0.000192	722,422.00	0.000310	40,561.00	0.000317	21,563.00	0.000228	2,334,747.00
383	SANTA CRUZ TAYATA	994,574.00	0.000099	18,218.00	0.000099	5,138.00	0.000099	3,273.00	0.000485	53,552.00	0.000099	457,974.00	0.000186	19,784.00	0.000155	11,153.00	0.000118	1,563,666.00
384	SANTA CRUZ XITLA	3,000,188.00	0.000661	58,124.00	0.000661	17,878.00	0.000661	6,599.00	0.000978	159,679.00	0.000661	1,112,099.00	0.001203	172,861.00	0.001353	82,867.00	0.000876	4,610,295.00
385	SANTA CRUZ XOXOCOTLÁN	75,665,432.00	0.028517	1,477,212.00	0.028517	526,564.00	0.028517	115,449.00	0.017109	3,700,804.00	0.028517	21,238,611.00	0.031353	2,649,931.00	0.020735	2,507,442.00	0.026504	107,881,445.00
386	SANTA CRUZ ZENZONTEPEC	14,446,453.00	0.003136	245,019.00	0.003136	83,719.00	0.003136	27,194.00	0.004030	700,750.00	0.003136	3,379,132.00	0.005625	709,524.00	0.005552	354,556.00	0.003748	19,946,347.00
387	SANTA GERTRUDIS	2,257,220.00	0.000474	41,499.00	0.000474	13,171.00	0.000474	4,825.00	0.000715	116,316.00	0.000474	1,095,505.00	0.000764	94,059.00	0.000736	54,685.00	0.000578	3,677,280.00
388	SANTA INÉS DEL MONTE	2,125,968.00	0.000312	39,700.00	0.000312	11,592.00	0.000312	5,290.00	0.000784	114,633.00	0.000312	2,157,486.00	0.000000	84,318.00	0.000660	40,326.00	0.000426	4,579,313.00
389	SANTA INÉS YATZEHE	1,704,767.00	0.000146	32,208.00	0.000146	8,666.00	0.000146	4,858.00	0.000720	95,632.00	0.000146	882,923.00	0.000184	34,532.00	0.000270	17,338.00	0.000183	2,780,924.00
390	SANTA LUCÍA DEL CAMINO	34,499,767.00	0.014868	784,161.00	0.014868	258,381.00	0.014868	58,504.00	0.008670	1,854,299.00	0.014868	10,788,693.00	0.018328	1,313,197.00	0.010275	1,315,642.00	0.013907	50,872,644.00
391	SANTA LUCÍA MIAHUATLÁN	2,582,229.00	0.000439	48,688.00	0.000439	14,494.00	0.000439	6,208.00	0.000920	138,428.00	0.000439	1,331,314.00	0.001118	131,829.00	0.001032	56,982.00	0.000602	4,310,172.00
392	SANTA LUCÍA MONTEVERDE	4,355,202.00	0.000843	80,890.00	0.000843	25,022.00	0.000843	9,980.00	0.001479	227,850.00	0.000843	1,370,572.00	0.000000	244,409.00	0.001912	108,864.00	0.001151	6,422,789.00
393	SANTA LUCÍA OCOTLÁN	2,793,090.00	0.000570	52,508.00	0.000570	16,261.00	0.000570	6,127.00	0.000908	146,774.00	0.000570	783,404.00	0.000004	132,051.00	0.001033	69,143.00	0.000731	3,999,358.00
394	SANTA MARÍA ALOTEPEC	1,862,762.00	0.000358	35,456.00	0.000358	10,735.00	0.000357	4,433.00	0.000657	99,218.00	0.000358	467,563.00	0.000000	91,099.00	0.000712	46,673.00	0.000493	2,617,939.00
395	SANTA MARÍA APAZCO	1,911,827.00	0.000227	35,719.00	0.000227	10,095.00	0.000227	5,081.00	0.000753	104,619.00	0.000227	698,501.00	0.000000	63,655.00	0.000498	29,288.00	0.000310	2,858,785.00
396	SANTA MARÍA LA ASUNCIÓN	2,578,743.00	0.000432	48,971.00	0.000432	14,450.00	0.000432	6,309.00	0.000935	139,090.00	0.000432	754,510.00	0.000000	127,313.00	0.000996	55,380.00	0.000585	3,724,766.00
397	CUADRA DE HEROICA TLAXIACO	27,932,471.00	0.007176	493,341.00	0.007176	170,491.00	0.007176	53,058.00	0.007863	1,356,327.00	0.007176	10,376,068.00	0.003588	1,239,287.00	0.009697	788,310.00	0.008333	42,409,353.00
398	AYOQUECO DE ALDAMA	4,613,035.00	0.001518	94,057.00	0.001518	30,898.00	0.001518	7,767.00	0.001151	241,037.00	0.001518	1,938,217.00	0.001464	149,280.00	0.001168	128,306.00	0.001356	7,202,597.00
399	SANTA MARÍA ATZOMPAA	20,878,058.00	0.008378	423,003.00	0.008378	149,338.00	0.008378	25,480.00	0.003776	1,042,564.00	0.008378	8,253,624.00	0.013387	978,438.00	0.007656	800,938.00	0.008466	32,551,443.00
400	SANTA MARÍA CAMOTLÁN	2,069,320.00	0.000283	32,886.00	0.000283	10,796.00	0.000283	4,231.00	0.000627	101,000.00	0.000283	765,897.00	0.000417	51,255.00	0.000401	30,994.00	0.000328	3,066,379.00
401	SANTA MARÍA COLOTEPEC	18,007,704.00	0.007260	360,879.00	0.007260	129,422.00	0.007260	26,330.00	0.003902	882,138.00	0.007260	6,943,403.00	0.007228	747,973.00	0.005853	641,716.00	0.006783	27,739,565.00
402	SANTA MARÍA CORTIHO	1,202,638.00	0.000138	22,555.00	0.000138	6,325.00	0.000138	3,205.00	0.000475	66,146.00	0.000138	488,054.00	0.000000	35,493.00	0.000278	18,088.00	0.000191	1,842,504.00


“2019, Año por la erradicación de la violencia contra la mujer”

COMISIÓN PERMANENTE DE HACIENDA

ASUNTO: DICTAMEN.

EXPEDIENTE: 640

403	SANTA MARÍA COYOTEPEC	2,744,793.00	0.000892	53,572.00	0.000892	18,179.00	0.000892	4,481.00	0.000664	138,800.00	0.000892	1,199,506.00	0.000594	88,818.00	0.000695	78,992.00	0.000835	4,327,141.00
404	SANTA MARÍA CHACHOAPA	1,436,337.00	0.000345	28,393.00	0.000345	8,765.00	0.000345	3,030.00	0.000449	76,822.00	0.000345	749,752.00	0.000199	22,416.00	0.000175	26,579.00	0.000281	2,352,094.00
405	VILLA DE CHIAPA DE DÍAZ	2,450,791.00	0.000720	47,546.00	0.000720	15,759.00	0.000720	4,804.00	0.000712	125,019.00	0.000720	1,074,346.00	0.000972	68,320.00	0.000535	60,993.00	0.000645	3,847,578.00
406	SANTA MARÍA CHILCHOTLA	12,366,369.00	0.002703	232,558.00	0.002703	73,144.00	0.002703	26,688.00	0.003955	644,399.00	0.002703	3,709,214.00	0.000000	850,013.00	0.006651	347,272.00	0.003671	18,249,657.00
407	SANTA MARÍA CHIMALAPA	5,094,885.00	0.001145	95,209.00	0.001145	29,821.00	0.001145	10,574.00	0.001567	260,598.00	0.001145	864,907.00	0.000000	352,432.00	0.002758	151,554.00	0.001602	6,859,980.00
408	SANTA MARÍA DEL ROSARIO	993,190.00	0.000123	18,235.00	0.000123	5,252.00	0.000123	2,544.00	0.000377	53,602.00	0.000123	656,584.00	0.000218	15,340.00	0.000120	11,569.00	0.000122	1,756,316.00
409	SANTA MARÍA DEL TULE	9,570,420.00	0.004341	210,749.00	0.004341	72,564.00	0.004341	12,801.00	0.001897	496,329.00	0.004341	3,629,827.00	0.005541	235,157.00	0.001840	331,456.00	0.003504	14,559,303.00
410	SANTA MARÍA ECATEPEC	2,545,768.00	0.000430	48,434.00	0.000430	14,326.00	0.000430	6,768.00	0.001003	136,749.00	0.000430	753,233.00	0.000000	107,585.00	0.000842	56,366.00	0.000596	3,669,229.00
411	SANTA MARÍA GUELACE	1,117,108.00	0.000108	20,799.00	0.000108	5,731.00	0.000108	3,050.00	0.000452	61,728.00	0.000108	589,562.00	0.000079	24,815.00	0.000194	13,871.00	0.000147	1,836,664.00
412	SANTA MARÍA GUENAGATI	3,568,509.00	0.000745	60,187.00	0.000745	20,427.00	0.000745	6,134.00	0.000909	174,100.00	0.000745	929,926.00	0.000860	118,090.00	0.000924	72,481.00	0.000766	4,949,854.00
413	SANTA MARÍA HUATULCO	122,432,809.00	0.052592	2,550,460.00	0.052592	898,072.00	0.052592	187,361.00	0.027766	6,022,351.00	0.052592	33,508,767.00	0.016357	1,342,552.00	0.010505	3,420,909.00	0.036160	170,363,281.00
414	SANTA MARÍA HUAZOLOTIL	6,557,700.00	0.001691	124,089.00	0.001691	40,457.00	0.001691	12,922.00	0.001915	335,887.00	0.001691	3,931,093.00	0.006965	383,451.00	0.003000	204,690.00	0.002164	11,590,289.00
415	SANTA MARÍA IPALAPA	3,773,268.00	0.001318	81,335.00	0.001318	26,014.00	0.001318	6,626.00	0.000982	203,671.00	0.001318	809,490.00	0.000506	166,073.00	0.001299	122,417.00	0.001294	5,188,894.00
416	SANTA MARÍA IXCATLÁN	1,141,123.00	0.000068	20,998.00	0.000068	5,585.00	0.000068	3,313.00	0.000491	63,746.00	0.000068	677,366.00	0.000152	16,887.00	0.000132	8,539.00	0.000090	1,937,557.00
417	SANTA MARÍA JACATEPEC	6,579,124.00	0.001689	127,245.00	0.001689	40,725.00	0.001689	13,637.00	0.002021	342,366.00	0.001689	4,481,097.00	0.005887	311,413.00	0.002437	186,237.00	0.001969	12,081,850.00
418	SANTA MARÍA JALAPA DEL MARQUÉS	6,542,454.00	0.001999	131,400.00	0.001999	43,016.00	0.001999	16,580.00	0.002457	336,289.00	0.001999	2,850,397.00	0.004338	403,291.00	0.003156	238,837.00	0.002525	10,562,264.00
419	SANTA MARÍA JALTIANGUIS	1,092,397.00	0.000111	20,222.00	0.000111	5,647.00	0.000111	3,037.00	0.000450	59,841.00	0.000111	606,105.00	0.000083	15,187.00	0.000119	11,085.00	0.000117	1,813,521.00
420	SANTA MARÍA LACHIGUÍ	1,804,197.00	0.000240	31,943.00	0.000240	9,592.00	0.000240	4,575.00	0.000678	94,275.00	0.000240	574,601.00	0.000000	65,417.00	0.000512	31,230.00	0.000330	2,615,830.00
421	SANTA MARÍA MIXTEQUILLA	5,198,439.00	0.000859	95,397.00	0.000859	28,913.00	0.000859	13,266.00	0.001966	272,967.00	0.000859	2,528,075.00	0.001649	139,849.00	0.001094	92,197.00	0.000975	8,369,103.00
422	SANTA MARÍA NATIVITAS	1,301,834.00	0.000164	22,408.00	0.000164	6,812.00	0.000164	3,003.00	0.000445	67,326.00	0.000164	593,766.00	0.000261	19,107.00	0.000150	14,883.00	0.000157	2,029,139.00
423	SANTA MARÍA NDUYACO	981,481.00	0.000083	18,388.00	0.000083	4,974.00	0.000083	2,753.00	0.000408	54,806.00	0.000083	400,934.00	0.000000	15,513.00	0.000121	9,167.00	0.000097	1,488,016.00



“2019, Año por la erradicación de la violencia contra la mujer”

COMISIÓN PERMANENTE DE HACIENDA

ASUNTO: DICTAMEN.

EXPEDIENTE: 640

424	SANTA MARÍA OZOLOTEPEC	2,940,329.00	0.000492	54,895.00	0.000492	16,417.00	0.000492	7,011.00	0.001039	156,795.00	0.000492	2,128,149.00	0.000190	137,165.00	0.001073	65,055.00	0.000688	5,505,816.00
425	SANTA MARÍA PÁPALO	2,473,655.00	0.000570	47,123.00	0.000570	14,845.00	0.000570	5,122.00	0.000759	129,441.00	0.000570	1,093,654.00	0.000718	70,008.00	0.000548	52,247.00	0.000552	3,886,095.00
426	SANTA MARÍA PEÑOLÉS	5,158,835.00	0.001130	98,000.00	0.001130	30,576.00	0.001130	11,026.00	0.001634	270,978.00	0.001130	887,662.00	0.000000	314,410.00	0.002460	146,093.00	0.001544	6,917,580.00
427	SANTA MARÍA PETAPA	7,931,090.00	0.002290	152,919.00	0.002290	50,655.00	0.002290	14,974.00	0.002219	404,623.00	0.002290	2,987,048.00	0.003734	561,516.00	0.004394	287,511.00	0.003039	12,390,336.00
428	SANTA MARÍA QUIEGOLIANI	1,757,832.00	0.000243	33,290.00	0.000243	9,518.00	0.000243	4,514.00	0.000669	96,135.00	0.000243	658,848.00	0.000000	68,831.00	0.000539	32,158.00	0.000340	2,661,126.00
429	SANTA MARÍA SOLA	1,584,914.00	0.000185	29,887.00	0.000185	8,355.00	0.000185	4,285.00	0.000635	86,900.00	0.000185	614,184.00	0.000000	52,658.00	0.000412	24,550.00	0.000260	2,405,533.00
430	SANTA MARÍA TATALTEPEC	916,815.00	0.000062	16,929.00	0.000062	4,537.00	0.000062	2,591.00	0.000384	51,173.00	0.000062	590,867.00	0.000203	13,061.00	0.000102	6,978.00	0.000074	1,602,951.00
431	SANTA MARÍA TECOMAVACA	1,360,404.00	0.000232	25,467.00	0.000232	7,624.00	0.000232	3,212.00	0.000476	72,582.00	0.000232	609,466.00	0.000270	55,738.00	0.000436	29,294.00	0.000310	2,163,787.00
432	SANTA MARÍA TEMAXCALAP	1,376,461.00	0.000135	25,389.00	0.000135	7,073.00	0.000135	3,826.00	0.000567	75,383.00	0.000135	674,564.00	0.000000	26,929.00	0.000211	16,276.00	0.000172	2,205,901.00
433	SANTA MARÍA TEMAXCALTEPEC	2,682,790.00	0.000885	58,396.00	0.000885	18,200.00	0.000885	5,020.00	0.000744	147,489.00	0.000885	577,565.00	0.000000	98,565.00	0.000771	74,746.00	0.000790	3,662,771.00
434	SANTA MARÍA TEOPOXCO	3,175,389.00	0.000551	55,271.00	0.000551	17,619.00	0.000551	6,930.00	0.001027	160,751.00	0.000551	809,422.00	0.000000	149,343.00	0.001169	71,480.00	0.000756	4,446,205.00
435	SANTA MARÍA TEPANTLALI	2,628,494.00	0.000579	50,111.00	0.000579	15,609.00	0.000579	5,641.00	0.000836	138,340.00	0.000579	1,262,591.00	0.001077	130,673.00	0.001022	65,884.00	0.000696	4,297,343.00
436	SANTA MARÍA TEXCÁTLILAN	1,250,309.00	0.000124	23,187.00	0.000124	6,433.00	0.000124	3,408.00	0.000505	68,789.00	0.000124	523,402.00	0.000000	36,382.00	0.000285	16,389.00	0.000173	1,928,299.00
437	SANTA MARÍA TLAHUITOLTEPEC	9,547,838.00	0.002071	152,873.00	0.002071	54,637.00	0.002071	14,137.00	0.002095	448,184.00	0.002071	865,711.00	0.000000	306,985.00	0.002402	202,662.00	0.002142	11,593,027.00
438	SANTA MARÍA TLALIXTAC	1,747,236.00	0.000212	33,188.00	0.000212	9,322.00	0.000212	5,338.00	0.000791	95,815.00	0.000212	631,670.00	0.000000	58,859.00	0.000461	27,601.00	0.000292	2,609,029.00
439	SANTA MARÍA TONAMECA	14,243,174.00	0.004146	271,746.00	0.004146	90,892.00	0.004146	24,414.00	0.005618	722,262.00	0.004146	30,300,021.00	0.009450	890,766.00	0.006970	474,982.00	0.005021	47,018,257.00
440	SANTA MARÍA TOTOLAPILLA	1,361,213.00	0.000130	24,319.00	0.000130	6,930.00	0.000130	3,752.00	0.000556	73,025.00	0.000130	950,027.00	0.000000	27,914.00	0.000218	15,383.00	0.000163	2,462,563.00
441	SANTA MARÍA XADANI	4,651,194.00	0.001457	94,250.00	0.001457	30,742.00	0.001457	9,717.00	0.001440	242,081.00	0.001457	3,285,739.00	0.004981	288,670.00	0.002259	166,576.00	0.001761	8,768,969.00
442	SANTA MARÍA YALINA	739,883.00	0.000048	13,612.00	0.000048	3,647.00	0.000048	2,146.00	0.000318	41,185.00	0.000048	428,664.00	0.000083	8,065.00	0.000063	5,283.00	0.000056	1,242,485.00
443	SANTA MARÍA YAVESIA	825,300.00	0.000089	14,369.00	0.000089	4,235.00	0.000089	2,024.00	0.000300	43,405.00	0.000089	416,696.00	0.000211	14,470.00	0.000113	9,565.00	0.000101	1,330,062.00
444	SANTA MARÍA YOLOTEPEC	957,588.00	0.000056	17,367.00	0.000056	4,670.00	0.000056	2,787.00	0.000413	52,965.00	0.000056	465,647.00	0.000000	13,424.00	0.000105	7,126.00	0.000075	1,521,574.00
445	SANTA MARÍA YOSUYUA	1,637,244.00	0.000192	30,275.00	0.000192	8,611.00	0.000192	4,278.00	0.000634	89,073.00	0.000192	620,870.00	0.000000	52,009.00	0.000407	25,334.00	0.000268	2,467,694.00





“2019, Año por la erradicación de la violencia contra la mujer”

COMISIÓN PERMANENTE DE HACIENDA

ASUNTO: DICTAMEN.

EXPEDIENTE: 640

446	SANTA MARÍA YUCUHITI	4,072,817.00	0.000956	77,846.00	0.000956	24,616.00	0.000956	9,197.00	0.001363	212,149.00	0.000956	1,729,824.00	0.001964	218,672.00	0.001711	111,971.00	0.001184	6,457,092.00
447	SANTA MARÍA ZACATEPEC	8,970,704.00	0.002750	180,648.00	0.002750	58,707.00	0.002750	16,438.00	0.002436	469,299.00	0.002750	4,958,371.00	0.005346	555,093.00	0.004343	311,914.00	0.003297	15,521,174.00
448	SANTA MARÍA ZANIZA	1,718,370.00	0.000282	31,906.00	0.000282	9,541.00	0.000282	4,049.00	0.000600	91,518.00	0.000282	511,670.00	0.000000	83,158.00	0.000651	37,288.00	0.000394	2,487,500.00
449	SANTA MARÍA ZOQUITLÁN	2,467,414.00	0.000570	48,983.00	0.000570	14,956.00	0.000570	5,763.00	0.000854	132,570.00	0.000570	1,223,724.00	0.001826	96,732.00	0.000757	60,376.00	0.000638	4,050,518.00
450	SANTIAGO AMOLTEPEC	7,653,720.00	0.002057	151,206.00	0.002057	48,100.00	0.002057	15,135.00	0.002243	402,806.00	0.002057	1,021,812.00	0.000000	490,034.00	0.000834	237,728.00	0.002513	10,020,541.00
451	SANTIAGO APOALA	1,468,669.00	0.000150	27,643.00	0.000150	7,610.00	0.000150	4,015.00	0.000595	81,527.00	0.000150	733,232.00	0.000544	34,061.00	0.000267	16,836.00	0.000178	2,373,593.00
452	SANTIAGO APOSTOL	3,676,859.00	0.000651	66,532.00	0.000651	20,639.00	0.000651	8,448.00	0.001252	190,641.00	0.000651	1,726,836.00	0.001383	146,498.00	0.001146	75,063.00	0.000793	5,911,516.00
453	SANTIAGO ASTATA	2,511,560.00	0.000775	51,627.00	0.000775	16,527.00	0.000775	4,690.00	0.000695	133,358.00	0.000775	409,154.00	0.000000	117,708.00	0.000921	79,379.00	0.000839	3,324,003.00
454	SANTIAGO AITILÁN	2,333,474.00	0.000503	45,614.00	0.000503	13,860.00	0.000503	5,311.00	0.000787	125,237.00	0.000503	557,851.00	0.000000	103,189.00	0.000807	56,412.00	0.000596	3,240,946.00
455	SANTIAGO AYUQUILILLA	2,255,947.00	0.000426	41,678.00	0.000426	12,881.00	0.000426	5,209.00	0.000772	117,884.00	0.000426	1,157,736.00	0.000780	91,347.00	0.000715	48,796.00	0.000516	3,731,478.00
456	SANTIAGO CACALOXTEPE	1,510,781.00	0.000264	28,240.00	0.000264	8,512.00	0.000264	3,597.00	0.000533	80,257.00	0.000264	1,129,554.00	0.000895	48,422.00	0.000379	28,730.00	0.000304	2,838,099.00
457	SANTIAGO CAMOTLÁN	2,738,060.00	0.000591	54,409.00	0.000591	16,340.00	0.000591	6,802.00	0.001008	148,178.00	0.000591	681,005.00	0.000000	107,128.00	0.000838	62,913.00	0.000665	3,814,835.00
458	SANTIAGO COMALTEPEC	1,817,116.00	0.000182	28,102.00	0.000182	9,023.00	0.000182	3,894.00	0.000577	89,070.00	0.000182	736,140.00	0.000216	30,939.00	0.000242	19,581.00	0.000207	2,733,865.00
459	SANTIAGO CHAZUMBA	3,585,311.00	0.000818	67,417.00	0.000818	21,424.00	0.000818	7,537.00	0.001117	185,850.00	0.000818	1,821,225.00	0.001553	136,847.00	0.001071	88,105.00	0.000931	5,913,714.00
460	SANTIAGO CHORPANI	3,539,039.00	0.000629	66,274.00	0.000629	20,003.00	0.000629	8,356.00	0.001239	187,969.00	0.000629	809,597.00	0.000000	175,753.00	0.001375	83,220.00	0.000880	4,890,211.00
461	SANTIAGO DEL RÍO	1,218,808.00	0.000163	22,456.00	0.000163	6,525.00	0.000163	3,003.00	0.000445	65,629.00	0.000163	606,540.00	0.000101	19,015.00	0.000149	14,218.00	0.000150	1,956,194.00
462	SANTIAGO HUAILOTLILÁN	3,397,862.00	0.000697	61,877.00	0.000697	19,708.00	0.000697	7,537.00	0.001117	174,036.00	0.000697	1,597,322.00	0.000930	127,392.00	0.000997	78,512.00	0.000830	5,464,246.00
463	SANTIAGO HUACULLILLA	1,018,013.00	0.000121	19,338.00	0.000121	5,397.00	0.000121	2,753.00	0.000408	56,302.00	0.000121	484,592.00	0.000164	17,814.00	0.000139	11,932.00	0.000126	1,616,131.00
464	SANTIAGO HUITLÁN	988,801.00	0.000149	19,718.00	0.000149	5,495.00	0.000149	2,618.00	0.000388	55,703.00	0.000149	462,860.00	0.000145	11,913.00	0.000093	11,820.00	0.000125	1,558,928.00
465	SANTIAGO IXCUINTEPEC	1,422,492.00	0.000209	26,928.00	0.000209	7,788.00	0.000209	3,610.00	0.000535	77,400.00	0.000209	535,370.00	0.000000	54,114.00	0.000423	27,123.00	0.000287	2,154,825.00
466	SANTIAGO IXTAYUTLA	7,118,804.00	0.001804	137,846.00	0.001804	43,888.00	0.001804	14,312.00	0.002121	372,150.00	0.001804	1,762,515.00	0.002407	531,508.00	0.004159	226,768.00	0.002397	10,207,791.00
467	SANTIAGO JAMILTEPEC	10,526,890.00	0.002837	200,175.00	0.002837	65,725.00	0.002837	19,461.00	0.002884	538,559.00	0.002837	19,295,618.00	0.003668	617,213.00	0.004829	344,167.00	0.003638	31,607,808.00



“2019, Año por la erradicación de la violencia contra la mujer”

COMISIÓN PERMANENTE DE HACIENDA

ASUNTO: DICTAMEN.

EXPEDIENTE: 640

468	SANTIAGO JOCOTEPEC	8,050,845.00	0.002061	0.002061	157,083.00	0.002061	49,843.00	0.002061	16,364.00	0.002425	422,489.00	0.002061	5,346,690.00	0.007261	494,591.00	0.003870	251,817.00	0.002662	14,789,722.00
469	SANTIAGO JUXTLAHUACA	20,556,322.00	0.005072	0.005072	385,371.00	0.005072	125,069.00	0.005072	39,462.00	0.005848	1,054,261.00	0.005072	9,833,554.00	0.012622	1,262,313.00	0.009877	633,870.00	0.006700	33,890,222.00
470	SANTIAGO LACHIGUIRI	3,465,818.00	0.000955	0.000955	70,064.00	0.000955	22,021.00	0.000955	6,869.00	0.001018	185,017.00	0.000955	639,000.00	0.000000	163,820.00	0.001282	100,806.00	0.001066	4,653,415.00
471	SANTIAGO LALOPA	1,147,221.00	0.000099	0.000099	21,909.00	0.000099	5,852.00	0.000099	3,320.00	0.000492	64,757.00	0.000099	639,508.00	0.000035	15,724.00	0.000123	10,394.00	0.000110	1,908,685.00
472	SANTIAGO LACIALLAGA	4,816,030.00	0.000510	0.000510	91,575.00	0.000510	25,131.00	0.000510	13,354.00	0.001979	268,431.00	0.000510	2,165,167.00	0.000008	103,632.00	0.000811	60,685.00	0.000641	7,544,005.00
473	SANTIAGO LAXOPE	1,447,329.00	0.000191	0.000191	27,032.00	0.000191	7,761.00	0.000191	3,759.00	0.000557	78,623.00	0.000191	824,771.00	0.000743	39,499.00	0.000309	23,135.00	0.000245	2,451,909.00
474	SANTIAGO LLANO GRANDE	2,172,171.00	0.000414	0.000414	41,122.00	0.000414	12,475.00	0.000414	5,007.00	0.000742	115,507.00	0.000414	582,593.00	0.000000	106,504.00	0.000833	54,814.00	0.000579	3,090,193.00
475	SANTIAGO MATATLÁN	7,630,474.00	0.001682	0.001682	144,166.00	0.001682	45,253.00	0.001682	16,303.00	0.002416	398,737.00	0.001682	5,801,186.00	0.005354	332,155.00	0.002599	187,821.00	0.001985	14,556,095.00
476	SANTIAGO MILTEPEC	868,780.00	0.000094	0.000094	16,826.00	0.000094	4,565.00	0.000094	2,470.00	0.000366	48,959.00	0.000094	451,656.00	0.000113	12,412.00	0.000097	9,059.00	0.000096	1,414,727.00
477	SANTIAGO MINAS	1,637,575.00	0.000190	0.000190	30,002.00	0.000190	8,578.00	0.000190	4,251.00	0.000630	88,599.00	0.000190	782,061.00	0.000000	49,516.00	0.000387	24,568.00	0.000260	2,625,150.00
478	SANTIAGO MACALTEPEC	1,662,485.00	0.000231	0.000231	31,045.00	0.000231	8,990.00	0.000231	4,224.00	0.000626	89,980.00	0.000231	458,882.00	0.000000	58,889.00	0.000461	30,155.00	0.000319	2,344,650.00
479	SANTIAGO NEAPILLA	707,406.00	0.000029	0.000029	13,043.00	0.000029	3,381.00	0.000029	2,234.00	0.000331	39,835.00	0.000029	398,684.00	0.000087	6,482.00	0.000051	3,555.00	0.000038	1,174,620.00
480	SANTIAGO NUNDICHE	1,582,534.00	0.000276	0.000276	30,506.00	0.000276	8,959.00	0.000276	3,772.00	0.000559	86,076.00	0.000276	593,054.00	0.000000	30,503.00	0.000239	24,018.00	0.000254	2,359,422.00
481	SANTIAGO NUYOÓ	2,039,333.00	0.000431	0.000431	39,100.00	0.000431	12,010.00	0.000431	4,447.00	0.000659	108,339.00	0.000431	697,754.00	0.000000	67,884.00	0.000531	41,824.00	0.000442	3,010,691.00
482	SANTIAGO PINOTEPA NACIONAL	43,524,652.00	0.010666	0.010666	757,668.00	0.010666	260,598.00	0.010666	70,515.00	0.010450	2,124,528.00	0.010666	12,741,108.00	0.013179	1,720,029.00	0.013458	1,112,290.00	0.011757	62,311,388.00
483	SANTIAGO SUCHILQUITO	6,018,438.00	0.001857	0.001857	117,621.00	0.001857	39,251.00	0.001857	10,412.00	0.001543	307,459.00	0.001857	3,002,456.00	0.003023	315,117.00	0.002466	204,554.00	0.002162	10,015,308.00
484	SANTIAGO TAMAZOLA	3,504,600.00	0.000720	0.000720	62,805.00	0.000720	20,250.00	0.000720	7,247.00	0.001074	177,906.00	0.000720	1,914,062.00	0.002323	142,635.00	0.001116	81,395.00	0.000860	5,910,900.00
485	SANTIAGO TAPEXTLA	2,363,505.00	0.000408	0.000408	44,636.00	0.000408	13,284.00	0.000408	5,655.00	0.000838	126,676.00	0.000408	961,916.00	0.000089	116,782.00	0.000914	53,775.00	0.000568	3,686,229.00
486	SANTIAGO TEUPAM DE LA UNIÓN	2,089,825.00	0.000441	0.000441	38,879.00	0.000441	12,227.00	0.000441	4,312.00	0.000639	108,760.00	0.000441	2,590,451.00	0.000417	78,996.00	0.000618	47,966.00	0.000507	4,971,416.00
487	SANTIAGO TENANGO	2,820,669.00	0.000605	0.000605	40,682.00	0.000605	16,319.00	0.000605	5,358.00	0.000794	119,139.00	0.000605	1,062,052.00	0.000622	63,849.00	0.000500	53,371.00	0.000564	4,181,439.00
488	SANTIAGO TEPETLAPA	784,722.00	0.000036	0.000036	14,227.00	0.000036	3,756.00	0.000036	2,355.00	0.000349	43,672.00	0.000036	485,652.00	0.000033	3,606.00	0.000028	3,122.00	0.000033	1,341,112.00

“2019, Año por la erradicación de la violencia contra la mujer”

COMISIÓN PERMANENTE DE HACIENDA

ASUNTO: DICTAMEN.

EXPEDIENTE: 640

489	SANTIAGO TETEPAC	3,462,011.00	0.000631	64,130.00	0.000631	19,622.00	0.000631	7,875.00	0.001167	182,171.00	0.000631	835,504.00	0.000000	169,035.00	0.001323	83,465.00	0.000882	4,823,813.00
490	SANTIAGO TEXCALCINGO	2,184,113.00	0.000407	41,345.00	0.000407	12,492.00	0.000407	5,095.00	0.000755	116,388.00	0.000407	690,484.00	0.000000	108,330.00	0.000848	52,638.00	0.000556	3,210,885.00
491	SANTIAGO TEXTITLÁN	3,458,719.00	0.001233	74,353.00	0.001233	24,011.00	0.001233	6,309.00	0.000935	185,128.00	0.001233	1,121,258.00	0.001368	146,412.00	0.001146	111,987.00	0.001184	5,128,177.00
492	SANTIAGO TILANTONGO	3,185,232.00	0.000468	59,146.00	0.000468	17,377.00	0.000468	8,286.00	0.001228	170,588.00	0.000468	1,384,478.00	0.000955	104,914.00	0.000821	54,771.00	0.000579	4,984,792.00
493	SANTIAGO TILLO	976,767.00	0.000214	19,746.00	0.000214	5,863.00	0.000214	2,308.00	0.000342	53,611.00	0.000214	458,971.00	0.000177	16,186.00	0.000127	17,148.00	0.000181	1,550,600.00
494	SANTIAGO TLAZOVALTEPEC	3,245,540.00	0.000588	61,123.00	0.000588	18,446.00	0.000588	7,760.00	0.001150	172,635.00	0.000588	1,196,086.00	0.000000	172,415.00	0.001349	77,830.00	0.000823	4,951,835.00
495	SANTIAGO XANICA	2,385,838.00	0.000399	45,460.00	0.000399	13,373.00	0.000399	5,810.00	0.000861	129,052.00	0.000399	697,214.00	0.000000	114,795.00	0.000898	52,240.00	0.000552	3,443,782.00
496	SANTIAGO XIACUÍ	1,496,918.00	0.000277	28,081.00	0.000277	8,533.00	0.000277	3,462.00	0.000513	79,325.00	0.000277	795,056.00	0.000794	51,185.00	0.000400	32,271.00	0.000341	2,494,831.00
497	SANTIAGO YAITEPEC	2,982,757.00	0.000589	57,031.00	0.000589	17,299.00	0.000589	6,890.00	0.001021	159,104.00	0.000589	1,381,808.00	0.001078	162,537.00	0.001272	74,941.00	0.000792	4,842,367.00
498	SANTIAGO YAVEO	4,675,864.00	0.000973	90,845.00	0.000973	27,547.00	0.000973	11,289.00	0.001673	250,219.00	0.000973	2,009,513.00	0.002139	250,280.00	0.001958	120,868.00	0.001278	7,436,425.00
499	SANTIAGO YOLOMEACATL	2,216,239.00	0.000593	41,789.00	0.000593	13,821.00	0.000593	4,643.00	0.000688	112,114.00	0.000593	987,890.00	0.000679	61,902.00	0.000484	53,599.00	0.000567	3,491,997.00
500	SANTIAGO YOSONDÚA	5,231,068.00	0.001329	103,882.00	0.001329	32,421.00	0.001329	10,864.00	0.001610	278,524.00	0.001329	1,695,079.00	0.000441	30,431.00	0.000238	17,316.00	0.000183	7,783,901.00
501	SANTIAGO YUCUYACHI	1,178,275.00	0.000148	22,420.00	0.000148	6,293.00	0.000148	3,118.00	0.000462	65,098.00	0.000148	663,255.00	0.000000	199,177.00	0.001558	86,749.00	0.000917	4,769,276.00
502	SANTIAGO ZACATEPEC	3,467,837.00	0.000657	63,411.00	0.000657	19,799.00	0.000657	8,205.00	0.001216	179,467.00	0.000657	744,631.00	0.000000	199,177.00	0.001558	86,749.00	0.000917	4,769,276.00
503	SANTIAGO ZOOCHILA	1,926,983.00	0.000437	35,327.00	0.000437	11,493.00	0.000437	3,765.00	0.000558	98,356.00	0.000437	613,589.00	0.000194	12,032.00	0.000094	28,645.00	0.000303	2,730,130.00
504	SANTIAGO ZOCUÍAPAM NUEVO	1,999,151.00	0.000386	36,129.00	0.000386	11,416.00	0.000386	4,285.00	0.000635	102,820.00	0.000386	969,171.00	0.000654	54,605.00	0.000427	37,687.00	0.000398	3,215,264.00
505	SANTIAGO DOMINGO INGENIO	8,446,450.00	0.004871	214,949.00	0.004871	72,203.00	0.004871	8,266.00	0.001225	468,005.00	0.004871	963,922.00	0.000419	235,857.00	0.001845	352,425.00	0.003725	10,762,077.00
506	SANTIAGO DOMINGO ALBARRADAS	1,057,662.00	0.000105	19,866.00	0.000105	5,461.00	0.000105	2,922.00	0.000433	58,685.00	0.000105	604,528.00	0.000429	24,886.00	0.000195	13,149.00	0.000139	1,787,159.00
507	SANTIAGO DOMINGO ARMENTA	2,325,101.00	0.000446	44,168.00	0.000446	13,385.00	0.000446	5,358.00	0.000794	123,868.00	0.000446	881,301.00	0.000000	119,766.00	0.000937	58,404.00	0.000617	3,571,351.00
508	SANTIAGO DOMINGO CHIUITÁN	1,306,332.00	0.000255	23,721.00	0.000255	7,473.00	0.000255	2,733.00	0.000405	67,425.00	0.000255	398,059.00	0.000039	44,738.00	0.000350	28,620.00	0.000303	1,879,101.00
509	SANTIAGO DOMINGO DE	6,003,810.00	0.001492	112,701.00	0.001492	36,627.00	0.001492	11,923.00	0.001767	307,388.00	0.001492	1,556,012.00	0.000000	398,803.00	0.003120	187,115.00	0.001978	8,614,379.00





“2019, Año por la erradicación de la violencia contra la mujer”

COMISIÓN PERMANENTE DE HACIENDA

ASUNTO: DICTAMEN.

EXPEDIENTE: 640

525	SANTO DOMINGO ZAVATEPEC	9,121,142.00	0.001946	137,170.00	0.001946	52,994.00	0.001946	18,496.00	0.002741	396,712.00	0.001946	3,326,104.00	0.003407	386,716.00	0.003026	226,424.00	0.002393	13,665,758.00
526	REYES NOPALA	8,838,077.00	0.002512	173,419.00	0.002512	56,335.00	0.002512	16,647.00	0.002467	458,840.00	0.002512	4,096,734.00	0.007097	599,552.00	0.004691	310,269.00	0.003280	14,549,873.00
527	REYES PÁPALO	2,317,014.00	0.000374	42,579.00	0.000374	12,832.00	0.000374	5,837.00	0.000865	122,208.00	0.000374	1,358,837.00	0.000808	90,560.00	0.000709	46,022.00	0.000486	3,995,889.00
528	REYES SANTOS	1,457,271.00	0.000241	27,592.00	0.000241	8,151.00	0.000241	3,752.00	0.000556	78,330.00	0.000241	629,089.00	0.000295	34,810.00	0.000272	22,999.00	0.000243	2,261,994.00
529	REYES YUCUÁ	1,521,602.00	0.000182	28,691.00	0.000182	8,052.00	0.000182	4,035.00	0.000598	83,787.00	0.000182	577,486.00	0.000000	54,240.00	0.000424	23,505.00	0.000248	2,301,398.00
530	TOMÁS JALIEZA	3,178,440.00	0.000762	59,823.00	0.000762	19,247.00	0.000762	6,856.00	0.001016	163,395.00	0.000762	1,463,024.00	0.001206	121,873.00	0.000954	77,754.00	0.000822	5,090,412.00
531	TOMÁS MARZALTEPEC	2,004,694.00	0.000469	39,889.00	0.000469	12,177.00	0.000469	4,332.00	0.000642	108,098.00	0.000469	1,104,741.00	0.001635	80,997.00	0.000634	51,742.00	0.000547	3,406,670.00
532	TOMÁS OCOATEPEC	2,781,871.00	0.000605	53,771.00	0.000605	16,519.00	0.000605	6,134.00	0.000909	148,058.00	0.000605	1,502,377.00	0.000479	131,304.00	0.001027	69,672.00	0.000736	4,709,706.00
533	TOMÁS TAMAZULAPA	2,132,744.00	0.000348	38,661.00	0.000348	11,788.00	0.000348	4,946.00	0.000733	111,690.00	0.000348	1,196,471.00	0.000973	69,962.00	0.000547	40,113.00	0.000424	3,606,375.00
534	SAN VICENTE COATLÁN	2,967,608.00	0.000716	56,619.00	0.000716	18,027.00	0.000716	6,195.00	0.000918	154,300.00	0.000716	857,439.00	0.000000	143,475.00	0.001123	78,060.00	0.000825	4,281,723.00
535	SAN VICENTE LACHIXIO	2,722,511.00	0.000492	48,900.00	0.000492	15,299.00	0.000492	5,749.00	0.000852	140,639.00	0.000492	662,906.00	0.000000	105,727.00	0.000827	56,162.00	0.000594	3,757,893.00
536	SAN VICENTE NIÑÚ	965,996.00	0.000103	18,800.00	0.000103	5,087.00	0.000103	2,969.00	0.000440	54,399.00	0.000103	491,587.00	0.000122	13,144.00	0.000103	9,783.00	0.000103	1,561,765.00
537	SILCAYOÁPA M	5,720,577.00	0.001002	101,844.00	0.001002	31,937.00	0.001002	12,848.00	0.001904	293,757.00	0.001002	2,647,096.00	0.002091	213,560.00	0.001671	118,806.00	0.001256	9,140,425.00
538	SITIO DE XITLAPUEHA	1,190,613.00	0.000106	22,307.00	0.000106	6,065.00	0.000106	3,320.00	0.000492	66,322.00	0.000106	692,928.00	0.000239	22,282.00	0.000174	12,413.00	0.000131	2,016,250.00
539	SOLEDAD VILLA DE TAMAZULAPA	3,196,593.00	0.001002	64,375.00	0.001002	21,053.00	0.001002	5,607.00	0.000831	166,747.00	0.001002	2,378,702.00	0.003474	164,157.00	0.001284	110,218.00	0.001165	6,107,452.00
540	M DEL PROGRESO	6,326,501.00	0.002117	126,551.00	0.002117	42,551.00	0.002117	11,944.00	0.001770	322,539.00	0.002117	2,897,633.00	0.002410	226,461.00	0.001772	193,685.00	0.002047	10,147,865.00
541	TANETZE DE ZARAGOZA	1,579,962.00	0.000232	28,809.00	0.000232	8,577.00	0.000232	3,806.00	0.000564	83,852.00	0.000232	706,989.00	0.000000	52,830.00	0.000413	28,617.00	0.000302	2,493,442.00
542	TANICHE	1,277,766.00	0.000141	23,985.00	0.000141	6,681.00	0.000141	3,404.00	0.000504	70,540.00	0.000141	792,586.00	0.000386	27,953.00	0.000219	15,846.00	0.000167	2,218,758.00



“2019, Año por la erradicación de la violencia contra la mujer”

COMISIÓN PERMANENTE DE HACIENDA

ASUNTO: DICTAMEN.

EXPEDIENTE: 640

543	TOTALTEPEC DE VALDÉS	3,492,209.00	0.000812	68,149.00	0.000812	21,127.00	0.000812	7,956.00	0.001179	185,121.00	0.000812	1,277,945.00	0.001823	209,582.00	0.001640	102,069.00	0.001079	5,364,158.00
544	TECOCUILCO DE MARCOS PÉREZ	1,432,404.00	0.000225	26,022.00	0.000225	7,862.00	0.000225	3,340.00	0.000495	75,417.00	0.000225	667,682.00	0.000291	33,185.00	0.000260	22,475.00	0.000238	2,268,387.00
545	TEOTITLÁN DE FLORES	10,070,598.00	0.002153	196,649.00	0.002153	59,635.00	0.002153	21,870.00	0.003241	541,938.00	0.002153	5,760,437.00	0.005054	290,323.00	0.002272	216,419.00	0.002288	17,157,869.00
546	TEOTITLÁN DEL VALLE	3,949,799.00	0.001067	79,347.00	0.001067	25,012.00	0.001067	9,434.00	0.001398	208,601.00	0.001067	1,832,211.00	0.001795	193,232.00	0.001512	115,712.00	0.001223	6,413,348.00
547	TEOTONGO	1,531,181.00	0.000282	28,954.00	0.000282	8,724.00	0.000282	3,448.00	0.000511	81,789.00	0.000282	809,544.00	0.000578	29,290.00	0.000229	24,889.00	0.000263	2,517,819.00
548	TEPELMEME VILLA DE MORELOS	2,684,525.00	0.000591	49,255.00	0.000591	15,907.00	0.000591	6,923.00	0.001026	135,755.00	0.000591	1,320,865.00	0.000999	54,696.00	0.000428	48,853.00	0.000516	4,316,779.00
549	HEROICA VILLA TEZOATLÁN DE SEGUIRA Y LUNA, CUINA DE LA INDEPENDENCIA DE OAXACA	8,562,644.00	0.001755	156,491.00	0.001755	49,598.00	0.001755	17,571.00	0.002604	441,517.00	0.001755	4,327,824.00	0.003468	366,829.00	0.002870	204,860.00	0.002165	14,127,334.00
550	SAN JERONIMO TLACOCHAHU AYA	5,212,733.00	0.001324	92,860.00	0.001324	31,727.00	0.001324	10,169.00	0.001507	255,326.00	0.001324	1,743,937.00	0.002430	177,562.00	0.001389	127,547.00	0.001348	7,651,861.00
551	DE MATAMOROS	23,664,722.00	0.008787	461,679.00	0.008787	163,891.00	0.008787	35,183.00	0.005214	1,161,519.00	0.008787	9,246,086.00	0.007863	670,900.00	0.005249	713,770.00	0.007545	36,117,750.00
552	TLACOTEPEC PLUMAS	821,943.00	0.000079	15,072.00	0.000079	4,218.00	0.000079	2,537.00	0.000376	44,597.00	0.000079	675,600.00	0.000097	14,035.00	0.000110	8,646.00	0.000091	1,586,648.00
553	TLAXIYAC DE CABRERA	12,222,774.00	0.004495	241,662.00	0.004495	84,558.00	0.004495	20,007.00	0.002965	606,632.00	0.004495	3,671,413.00	0.003224	298,986.00	0.002339	352,503.00	0.003726	17,498,535.00
554	TOTONTEPEC VILLA DE MORELOS	4,030,260.00	0.000681	70,216.00	0.000681	22,287.00	0.000681	9,549.00	0.001430	203,793.00	0.000681	1,399,227.00	0.000000	186,676.00	0.001461	89,776.00	0.000949	6,011,884.00
555	TRINIDAD ZAACHILA	2,063,422.00	0.000382	38,836.00	0.000382	11,769.00	0.000382	4,724.00	0.000700	109,657.00	0.000382	918,258.00	0.000000	97,956.00	0.000766	50,609.00	0.000535	3,295,231.00
556	VISTA HERMOSA	839,916.00	0.000073	16,306.00	0.000073	4,310.00	0.000073	2,564.00	0.000380	47,799.00	0.000073	475,517.00	0.000004	8,262.00	0.000065	6,646.00	0.000070	1,401,320.00
557	UNIÓN HIDALGO	11,334,535.00	0.002866	215,427.00	0.002866	69,847.00	0.002866	26,722.00	0.003960	579,347.00	0.002866	5,229,712.00	0.001857	444,508.00	0.003478	309,027.00	0.003267	18,209,125.00
558	VALERIO TRUJANO	1,227,795.00	0.000184	22,998.00	0.000184	6,732.00	0.000184	3,052.00	0.000453	66,217.00	0.000184	384,905.00	0.000000	45,530.00	0.000356	23,546.00	0.000249	1,779,880.00



“2019, Año por la erradicación de la violencia contra la mujer”

COMISIÓN PERMANENTE DE HACIENDA

ASUNTO: DICTAMEN.

EXPEDIENTE: 640

559	SAN JUAN BAUTISTA VALLE NACIONAL	12,674,319.00	0.003501	251,105.00	0.003501	80,325.00	0.003501	25,399.00	0.003764	664,919.00	0.003501	3,644,831.00	0.004995	728,547.00	0.005701	415,183.00	0.004389	18,484,628.00
560	VILLA DIAZ ORDAZ	5,258,187.00	0.001584	106,277.00	0.001584	34,316.00	0.001584	10,918.00	0.001618	275,371.00	0.001584	2,162,520.00	0.001737	224,865.00	0.001759	153,281.00	0.001620	8,225,735.00
561	YAXE MAGDALENA DE PORFIRIO DIAZ	4,231,304.00	0.000521	78,596.00	0.000521	22,418.00	0.000521	10,857.00	0.001609	230,371.00	0.000521	2,401,849.00	0.000976	98,814.00	0.000773	56,150.00	0.000594	7,130,359.00
562	YOGANA	1,535,996.00	0.000269	28,032.00	0.000269	8,621.00	0.000269	3,684.00	0.000546	80,086.00	0.000269	960,507.00	0.000966	48,647.00	0.000381	30,075.00	0.000318	2,695,648.00
564	YUTANDUCHI DE GUERRERO	1,428,703.00	0.000197	27,300.00	0.000197	7,751.00	0.000197	3,765.00	0.000558	78,563.00	0.000197	794,225.00	0.000785	46,335.00	0.000363	23,225.00	0.000245	2,409,867.00
565	VILLA DE ZAACHILA	1,792,755.00	0.000142	28,809.00	0.000142	8,737.00	0.000142	4,393.00	0.000651	90,876.00	0.000142	704,692.00	0.000000	39,118.00	0.000306	18,842.00	0.000199	2,688,222.00
566	SAN MATEO YUCUITINDOO ZAPOITILÁN LAGUNAS	28,456,778.00	0.009341	531,896.00	0.009341	187,573.00	0.009341	41,095.00	0.006090	1,391,572.00	0.009341	12,492,714.00	0.013589	1,349,347.00	0.010558	943,000.00	0.009968	45,393,975.00
567	SAN MATEO YUCUITINDOO ZAPOITILÁN LAGUNAS	2,477,425.00	0.000382	44,982.00	0.000382	13,548.00	0.000382	5,803.00	0.000860	130,608.00	0.000382	675,063.00	0.000000	106,889.00	0.000836	50,400.00	0.000533	3,504,718.00
568	ZAPOITILÁN PALMAS	2,479,938.00	0.000488	47,763.00	0.000488	14,397.00	0.000488	5,891.00	0.000873	132,891.00	0.000488	1,039,948.00	0.001181	116,825.00	0.000914	57,662.00	0.000610	3,895,315.00
569	SANTA INÉS DE ZARAGOZA	1,391,173.00	0.000239	26,012.00	0.000239	7,806.00	0.000239	3,266.00	0.000484	74,115.00	0.000239	824,576.00	0.000346	46,726.00	0.000366	27,215.00	0.000288	2,400,889.00
570	ZIMATLÁN DE ALVAREZ	1,691,861.00	0.000228	31,186.00	0.000228	9,077.00	0.000228	4,295.00	0.000636	90,972.00	0.000228	849,165.00	0.000501	53,824.00	0.000421	28,340.00	0.000300	2,758,717.00
		14,868,086.00	0.004648	287,095.00	0.004648	97,497.00	0.004648	27,309.00	0.004047	746,576.00	0.004648	6,276,639.00	0.007551	628,608.00	0.004919	453,135.00	0.004790	23,386,945.00



“2019, Año por la erradicación de la violencia contra la mujer”

COMISIÓN PERMANENTE DE HACIENDA

ASUNTO: DICTAMEN.

EXPEDIENTE: 640

TRANSITORIOS.

PRIMERO. Publíquese el presente Decreto en el Periódico Oficial del Gobierno del Estado.

SEGUNDO. El presente Decreto entrará en vigor el uno de enero de dos mil veinte.

TERCERO: Las cantidades establecidas en el presente Decreto respecto al Ramo General 28 (Participaciones a Entidades Federativas y Municipios), Incentivos fiscales por colaboración administrativa y Aportaciones Federales a que se refiere el presente decreto, deberán actualizarse únicamente en lo conducente, por el Ejecutivo del Estado de Oaxaca, de acuerdo a lo aprobado en el Decreto de Presupuesto de Egresos de la Federación para el Ejercicio Fiscal 2020.

Dicha actualización será informada al Congreso del Estado, de manera desglosada, en un plazo que no excederá de 10 días hábiles posteriores a la fecha de publicación del Decreto de Presupuesto de Egresos de la Federación para el Ejercicio Fiscal 2020; y deberá publicarse en el Periódico Oficial del Gobierno del Estado.

DADO EN LA SALA DE COMISIONES DEL HONORABLE CONGRESO DEL ESTADO. San Raymundo Jalpan, Centro, Oaxaca, veinticinco de noviembre de dos mil diecinueve.



“2019, Año por la erradicación de la violencia contra la mujer”

COMISIÓN PERMANENTE DE HACIENDA

ASUNTO: DICTAMEN.

EXPEDIENTE: 640

COMISIÓN PERMANENTE DE HACIENDA

DIP. MARÍA LILIA ARCELIA MENDOZA CRUZ.
PRESIDENTE.



“2019, Año por la erradicación de la violencia contra la mujer”

COMISIÓN PERMANENTE DE HACIENDA

ASUNTO: DICTAMEN.

EXPEDIENTE: 640

DIP. ROCÍO MACHUCA ROJAS.

DIP. GLORIA SÁNCHEZ LÓPEZ.

DIP. FREDIE DELFIN AVENDAÑO.

DIP. ARSENILO LORENZO MEJÍA
GARCÍA.

LAS FIRMAS LEGIBLES CONTENIDAS EN ESTA FOJA PERTENECEN AL DICTAMEN EMITIDO POR LA COMISIÓN PERMANENTE DE HACIENDA DE LA SEXAGÉSIMA CUARTA LEGISLATURA DEL HONORABLE CONGRESO DEL ESTADO, EL VEINTICINCO DE NOVIEMBRE DE DOS MIL DIECINUEVE EN EL EXPEDIENTE 640.