


COMISIÓN PERMANENTE DE HACIENDA

ASUNTO: DICTAMEN.

EXPEDIENTE: 640

Anexo 1. Variables para el cálculo de los montos estimados y coeficientes de distribución 2020 de las participaciones federales a los municipios del Estado de Oaxaca

Clave municipio	Nombre del municipio	Índice de población conforme a la Encuesta Intercensal 2015	Índice de marginación conforme a la Encuesta Intercensal 2015	Ingresos totales de cada Municipio 2017	Ingresos totales de cada Municipio 2018
		3,967,889	352.30	1,561,173,725.39	1,559,257,734.11
1	ABEJONES	882	1.077	5,044.79	6,461.71
2	ACATLÁN DE PÉREZ FIGUEROA	45,883	0.339	2,631,128.20	2,369,492.29
3	ASUNCIÓN CACALOTEPEC	2,027	0.906	15,141.65	59,454.38
4	ASUNCIÓN CUYOTEPEJI	930	-0.165	75,598.00	53,672.00
5	ASUNCIÓN IXTALTEPEC	15,105	-0.516	3,467,150.48	5,044,963.76
6	ASUNCIÓN NOCHIXTLÁN	18,525	-0.213	5,894,159.57	6,387,403.37
7	ASUNCIÓN OCOTLÁN	2,550	1.535	543.39	3,594.48
8	ASUNCIÓN TLACOLULITA	758	-0.201	155,573.24	242,779.03
9	AYOTZINTEPEC	7,102	0.377	1,003,053.79	998,689.49
10	EL BARRIO DE LA SOLEDAD	14,277	-0.805	7,375,022.51	8,005,022.14
11	CALIHUALÁ	1,182	1.061	21,317.27	44,460.03
12	CANDELARIA LOXICHA	10,497	1.86	3,366.93	111,755.34
13	CIÉNEGA DE ZIMATLÁN	2,953	-0.24	1,263,389.42	934,697.29
14	CIUDAD IXTEPEC	28,637	-1.072	13,384,769.05	5,558,665.14
15	COATECAS ALTAS	4,823	1.719	595,759.22	145,976.10
16	COICOYÁN DE LAS FLORES	9,936	3.052	117,368.18	142,802.00
17	LA COMPAÑÍA	3,365	1.025	90,006.22	40,811.49
18	CONCEPCIÓN BUENAVISTA	803	0.628	125,926.97	242,086.49
19	CONCEPCIÓN PÁPALO	2,934	0.867	2,552.46	30,064.71
20	CONSTANCIA DEL ROSARIO	3,947	1.447	183,570.85	219,899.86
21	COSOLAPA	15,866	0.035	2,302,428.09	1,618,662.91
22	COSOLTEPEC	716	0.141	491,077.51	513,128.15
23	CUILÁPAM DE GUERRERO	21,597	-0.544	3,758,479.86	5,203,134.05
24	CUYAMECALCO VILLA DE ZARAGOZA	3,643	1.435	21,159.40	187,022.96
25	CHAHUITES	11,413	-0.236	5,339,395.42	1,957,802.00



COMISIÓN PERMANENTE DE HACIENDA

ASUNTO: DICTAMEN.

EXPEDIENTE: 640

26	CHALCATONGO DE HIDALGO	9,066	0.433	966,601.81	1,114,500.64
27	CHIQUEHUITLÁN DE BENITO JUÁREZ	2,251	1.592	416,258.06	175,851.17
28	HEROICA CIUDAD DE EJUTLA DE CRESPO	20,915	0.436	2,039,704.29	2,212,965.49
29	ELOXOCHITLÁN DE FLORES MAGÓN	4,135	1.906	148,875.76	125,139.41
30	EL ESPINAL	8,575	-1.325	19,797,455.75	7,861,979.42
31	TAMAZULÁPAM DEL ESPÍRITU SANTO	7,102	0.863	701,035.47	774,881.68
32	FRESNILLO DE TRUJANO	996	1.103	28,140.56	35,949.30
33	GUADALUPE ETLA	2,637	-0.846	558,827.48	590,337.42
34	GUADALUPE DE RAMÍREZ	1,172	0.364	193,477.75	226,975.87
35	GUELATAO DE JUÁREZ	531	-1.106	23,245.67	8,602.32
36	GUEVEA DE HUMBOLDT	5,409	0.768	97,635.32	98,922.18
37	MESONES HIDALGO	4,380	1.376	162,829.99	74,362.87
38	VILLA HIDALGO	1,917	1.001	164,541.47	29,806.82
39	HEROICA CIUDAD DE HUAJUAPAN DE LEÓN	77,547	-0.698	46,075,814.37	53,201,660.41
40	HUAUTEPEC	6,299	2.947	1,006.54	1,352.38
41	HUAUTLA DE JIMÉNEZ	31,551	1.705	1,077,839.92	0.00
42	IXTLÁN DE JUÁREZ	8,268	-0.165	1,145.24	3,001,619.05
43	HEROICA CIUDAD DE JUCHITÁN DE ZARAGOZA	98,043	-0.646	96,607,321.66	32,522,812.72
44	LOMA BONITA	42,884	-0.276	11,411,737.45	10,120,372.14
45	MAGDALENA APASCO	8,303	-1.005	1,706,087.94	1,750,752.83
46	MAGDALENA JALTEPEC	3,149	0.799	815,896.00	1,814,464.50
47	SANTA MAGDALENA JICOTLÁN	87	-0.594	122,384.84	697,511.20
48	MAGDALENA MIXTEPEC	1,375	1.596	18,893.57	25,938.63
49	MAGDALENA OCOTLÁN	1,146	0.287	20,852.98	184,735.07
50	MAGDALENA PEÑASCO	3,381	1.806	221,805.09	168,477.82
51	MAGDALENA TEITIPAC	4,563	2.39	507,496.81	293,324.59
52	MAGDALENA TEQUISISTLÁN	6,038	0.008	1,760,954.53	913,259.77
53	MAGDALENA TLACOTEPEC	1,220	-0.154	215,325.15	249,007.44
54	MAGDALENA ZAHUATLÁN	415	-0.106	191,414.38	180,558.72
55	MARISCALA DE JUÁREZ	3,486	0.146	256,604.30	563,909.30
56	MÁRTIRES DE TACUBAYA	1,424	0.681	4,796.33	0.00
57	MATÍAS ROMERO AVENDAÑO	39,828	0.285	12,067,380.78	13,327,320.67
58	MAZATLÁN VILLA DE FLORES	13,097	1.865	179,008.64	145,847.06
59	MIAHUATLÁN DE PORFIRIO DÍAZ	42,312	0.057	8,459,001.81	6,127,183.13
60	MIXISTLÁN DE LA REFORMA	2,585	1.194	40,817.00	199,436.79




COMISIÓN PERMANENTE DE HACIENDA

ASUNTO: DICTAMEN.

EXPEDIENTE: 640

61	MONJAS	2,722	1.066	345,459.51	449,969.06
62	NATIVIDAD	475	-0.614	27,316.80	12,188.00
63	NAZARENO ETLA	3,910	-1.021	252,980.27	511,113.00
64	NEJAPA DE MADERO	7,385	0.482	9,512,699.80	684,468.83
65	IXPANTEPEC NIEVES	1,209	1.254	87,725.01	44,769.00
66	SANTIAGO NILTEPEC	5,327	0.073	6,426,874.82	1,085,400.60
67	OAXACA DE JUÁREZ	264,251	-1.52	462,109,956.09	460,902,705.37
68	OCOTLÁN DE MORELOS	21,676	0.05	5,194,358.86	7,784,887.46
69	LA PE	2,632	1.382	24,973.00	1,416.96
70	PINOTEPA DE DON LUIS	6,893	0.667	391,950.90	671,062.70
71	PLUMA HIDALGO	2,871	1.47	10,776.98	292,368.65
72	SAN JOSÉ DEL PROGRESO	6,822	1.068	18,612,390.28	24,549,864.51
73	PUTLA VILLA DE GUERRERO	32,640	0.107	2,858,800.49	3,239,278.35
74	SANTA CATARINA QUIOQUITANI	482	0.321	611,946.31	3,358.06
75	REFORMA DE PINEDA	2,723	-0.098	1,075.51	20,010.00
76	LA REFORMA	3,256	0.268	311,643.53	317,535.18
77	REYES ETLA	3,757	-0.235	282,838.74	166,244.79
78	ROJAS DE CUAUHTÉMOC	1,095	-0.844	690,383.35	723,407.41
79	SALINA CRUZ	89,211	-1.134	48,064,754.54	57,084,118.65
80	SAN AGUSTÍN AMATENGO	1,459	0.565	0.00	106,242.17
81	SAN AGUSTÍN ATENANGO	1,760	0.774	12,689.39	23,155.37
82	SAN AGUSTÍN CHAYUCO	4,099	0.464	79,112.37	64,567.00
83	SAN AGUSTÍN DE LAS JUNTAS	9,342	-0.903	2,597,743.70	2,132,415.06
84	SAN AGUSTÍN ETLA	3,984	-1.099	3,085,056.02	2,438,338.97
85	SAN AGUSTÍN LOXICHA	24,467	2.414	27,074.08	1,671,866.96
86	SAN AGUSTÍN TLACOTEPEC	929	0.349	25,572.67	24,034.66
87	SAN AGUSTÍN YATARENI	4,334	0.07	130,256.28	146,732.40
88	SAN ANDRÉS CABECERA NUEVA	2,819	1.544	30,155.37	74,565.97
89	SAN ANDRÉS DINICUITI	2,112	0.206	34,891.54	60,646.00
90	SAN ANDRÉS HUAXPALTEPEC	6,168	0.192	85,037.99	188,548.66
91	SAN ANDRÉS HUAYÁPAM	5,336	-1.139	2,236,219.16	3,820,595.58
92	SAN ANDRÉS IXTLAHUACA	1,604	-0.275	510,358.19	503,621.96
93	SAN ANDRÉS LAGUNAS	483	-0.092	170,129.22	333,693.42
94	SAN ANDRÉS NUXIÑO	1,756	-0.001	26,253.50	52,546.00
95	SAN ANDRÉS PAXTLÁN	4,295	1.651	64,234.76	23,291.78
96	SAN ANDRÉS SINAXTLA	716	-0.66	539,301.61	528,486.70
97	SAN ANDRÉS SOLAGA	1,671	0.609	176,895.33	134,270.54
98	SAN ANDRÉS TEOTILÁLPAM	4,425	1.15	68,049.45	10,920.91
99	SAN ANDRÉS TEPETLAPA	472	1.323	11,572.48	11,894.00





COMISIÓN PERMANENTE DE HACIENDA

ASUNTO: DICTAMEN.

EXPEDIENTE: 640

100	SAN ANDRÉS YAÁ	422	0.926	519.88	2,767.83
101	SAN ANDRÉS ZABACHE	739	0.941	8,663.21	385.67
102	SAN ANDRÉS ZAUTLA	4,409	-0.017	505,373.32	215,863.61
103	SAN ANTONINO CASTILLO VELASCO	6,009	0.759	3,492,712.11	3,611,259.16
104	SAN ANTONINO EL ALTO	2,606	0.764	643,918.19	572,273.61
105	SAN ANTONINO MONTE VERDE	7,305	0.41	108,203.22	332,400.00
106	SAN ANTONIO ACUTLA	249	0.519	278,444.20	307,480.00
107	SAN ANTONIO DE LA CAL	23,038	-0.928	0.00	4,078,619.21
108	SAN ANTONIO HUITEPEC	4,421	1.154	1,592,417.00	148,402.33
109	SAN ANTONIO NANAHUATÍPAM	1,227	-0.262	13,111.83	7,632.81
110	SAN ANTONIO SINICAHUA	1,484	1.391	148,440.16	242,567.99
111	SAN ANTONIO TEPETLAPA	4,245	1.062	17,265.27	86,640.29
112	SAN BALTAZAR CHICHICÁPAM	2,494	0.663	96,787.69	69,887.50
113	SAN BALTAZAR LOXICHA	2,996	0.259	2,575,270.89	2,074,621.51
114	SAN BALTAZAR YATZACHI EL BAJO	641	0.568	36,050.68	34,223.37
115	SAN BARTOLO COYOTEPEC	9,105	-0.896	1,212,465.63	1,821,250.25
116	SAN BARTOLOMÉ AYAUTLA	4,415	1.73	930.07	160,005.67
117	SAN BARTOLOMÉ LOXICHA	2,337	1.36	118,221.63	77,951.69
118	SAN BARTOLOMÉ QUIALANA	2,476	1.181	1,772,861.82	2,298,567.73
119	SAN BARTOLOMÉ YUCUAÑE	386	1.029	5,571.10	12,885.40
120	SAN BARTOLOMÉ ZOOGOCHO	334	0.303	345,087.55	153,815.43
121	SAN BARTOLO SOYALTEPEC	654	0.362	34,895.50	46,539.45
122	SAN BARTOLO YAUTEPEC	636	-0.335	21,746.00	115,020.76
123	SAN BERNARDO MIXTEPEC	2,741	0.742	61,236.26	360,521.35
124	SAN BLAS ATEMPA	18,406	1.353	3,879,139.32	2,917,542.19
125	SAN CARLOS YAUTEPEC	12,101	0.702	808,310.59	75,737.60
126	SAN CRISTÓBAL AMATLÁN	5,148	1.506	13,962.37	159,698.51
127	SAN CRISTÓBAL AMOLTEPEC	1,004	1.558	77,513.19	44,922.43
128	SAN CRISTÓBAL LACHIRIOAG	1,206	0.065	51,198.05	18,157.30
129	SAN CRISTÓBAL SUCHIXTLAHUACA	360	-0.314	927,840.22	956,516.93
130	SAN DIONISIO DEL MAR	5,127	0.926	17,096.65	76,207.25
131	SAN DIONISIO OCOTEPEC	10,628	0.533	170,000.00	206,805.85
132	SAN DIONISIO OCOTLÁN	1,077	-0.207	302,559.16	3,317,128.12
133	SAN ESTEBAN ATATLAHUCA	3,596	1.187	32,437.92	602,724.77
134	SAN FELIPE JALAPA DE DÍAZ	27,979	1.62	1,360,861.20	1,400,430.53
135	SAN FELIPE TEJALÁPAM	7,862	-0.084	808,682.26	204,451.00
136	SAN FELIPE USILA	11,604	0.307	380,877.76	177,236.30



COMISIÓN PERMANENTE DE HACIENDA

ASUNTO: DICTAMEN.

EXPEDIENTE: 640

137	SAN FRANCISCO CAHUACUÁ	3,379	0.66	1,256,240.86	877,464.25
138	SAN FRANCISCO CAJONOS	440	0.493	7,729.60	11,335.92
139	SAN FRANCISCO CHAPULAPA	2,045	1.37	238.64	144.52
140	SAN FRANCISCO CHINDÚA	791	0.511	20,319.88	43,329.55
141	SAN FRANCISCO DEL MAR	7,650	0.651	1,838,271.98	1,639,620.65
142	SAN FRANCISCO HUEHUETLÁN	991	1.222	9,340.10	31,959.90
143	SAN FRANCISCO IXHUATÁN	8,980	0.096	972,898.06	6,992.00
144	SAN FRANCISCO JALTEPETONGO	949	0.554	318.04	18,048.78
145	SAN FRANCISCO LACHIGOLÓ	3,854	-0.548	1,187,311.99	1,447,354.44
146	SAN FRANCISCO LOGUECHE	2,787	1.085	136,386.03	82,143.27
147	SAN FRANCISCO NUXAÑO	367	0.487	613,385.83	758,423.71
148	SAN FRANCISCO OZOLOTEPEC	1,940	1.247	24,481.50	86,226.84
149	SAN FRANCISCO SOLA	1,731	1.271	133,646.17	80,574.84
150	SAN FRANCISCO TELIXTLAHUACA	12,894	-0.807	1,451,253.96	1,478,839.08
151	SAN FRANCISCO TEOPAN	323	0.409	681.94	4,116.08
152	SAN FRANCISCO TLAPANCINGO	2,109	1.723	4,065.09	83.52
153	SAN GABRIEL MIXTEPEC	4,836	0.485	150,573.77	204,981.87
154	SAN ILDEFONSO AMATLÁN	2,407	0.543	434,164.38	590,650.53
155	SAN ILDEFONSO SOLA	985	1.547	91,563.26	82,451.58
156	SAN ILDEFONSO VILLA ALTA	3,316	-0.094	546,802.76	158,085.03
157	SAN JACINTO AMILPAS	15,720	-1.589	9,198,549.52	8,233,310.09
158	SAN JACINTO TLACOTEPEC	2,258	1.025	1,023,118.72	949,268.78
159	SAN JERÓNIMO COATLÁN	5,019	1.266	260,937.47	921,479.87
160	SAN JERÓNIMO SILACAYOAPILLA	1,391	0.183	278,079.96	248,295.38
161	SAN JERÓNIMO SOSOLA	2,517	0.759	14,934.57	13,358.33
162	SAN JERÓNIMO TAVICHE	1,934	1.429	19,030.28	35,282.48
163	SAN JERÓNIMO TECÓATL	1,590	1.304	700.00	0.00
164	SAN JORGE NUCHITA	2,772	0.872	22,101.39	46,657.63
165	SAN JOSÉ AYUQUILA	1,512	0.736	68,095.40	91,004.40
166	SAN JOSÉ CHILTEPEC	12,098	0.008	744,756.81	1,486,912.23
167	SAN JOSÉ DEL PEÑASCO	2,035	1.277	109,748.93	99,168.85
168	SAN JOSÉ ESTANCIA GRANDE	1,059	0.635	12,639.04	4,350.59
169	SAN JOSÉ INDEPENDENCIA	3,867	2.748	46,437.40	40,341.41
170	SAN JOSÉ LACHIGUIRI	3,251	2.216	99,170.20	34,059.17
171	SAN JOSÉ TENANGO	18,316	3.808	175,174.23	1,366,625.59
172	SAN JUAN ACHIUTLA	376	0.104	98,142.16	300,707.34
173	SAN JUAN ATEPEC	1,462	0.537	660,773.97	388,822.86

COMISIÓN PERMANENTE DE HACIENDA

ASUNTO: DICTAMEN.

EXPEDIENTE: 640

174	ÁNIMAS TRUJANO	3,917	-0.946	0.00	1,780.21
175	SAN JUAN BAUTISTA ATATLAHUCA	1,583	0.654	3.62	21,466.49
176	SAN JUAN BAUTISTA COIXTLAHUACA	2,687	0.811	365,960.00	354,302.50
177	SAN JUAN BAUTISTA CUICATLÁN	9,945	0.25	6,274,801.00	1,898,009.18
178	SAN JUAN BAUTISTA GUELACHE	6,874	-0.647	387,636.92	6,576.39
179	SAN JUAN BAUTISTA JAYACATLÁN	1,456	0.553	165,954.71	729,949.18
180	SAN JUAN BAUTISTA LO DE SOTO	2,593	0.241	264,052.95	135,375.14
181	SAN JUAN BAUTISTA SUCHITEPEC	440	0.533	117,975.50	106,393.50
182	SAN JUAN BAUTISTA TLACOATZINTEPEC	2,178	0.934	9,263.10	29,088.96
183	SAN JUAN BAUTISTA TLACHICHILCO	1,383	1.272	31,176.53	39,603.00
184	SAN JUAN BAUTISTA TUXTEPEC	162,511	-0.607	124,706,745.57	118,816,596.47
185	SAN JUAN CACAHUATEPEC	8,855	0.166	417,208.53	227,869.42
186	SAN JUAN CIENEGUILLA	547	0.232	23,167.06	9,944.79
187	SAN JUAN COATZÓSPAM	1,808	1.516	1,345.83	3,853.31
188	SAN JUAN COLORADO	10,030	1.103	248,660.33	28,913.32
189	SAN JUAN COMALTEPEC	2,870	1.553	488,456.37	661,132.19
190	SAN JUAN COTZOCÓN	23,686	0.776	1,430,908.69	1,512,655.10
191	SAN JUAN CHICOMEZÚCHIL	330	-0.128	10,759.16	13,596.65
192	SAN JUAN CHILATECA	1,494	-0.826	161,682.45	324,787.60
193	SAN JUAN DEL ESTADO	2,592	-0.176	1,420,229.05	1,037,155.65
194	SAN JUAN DEL RÍO	1,237	0.26	539,381.56	247,108.07
195	SAN JUAN DIUXI	1,071	1.344	3,264,588.52	203,898.52
196	SAN JUAN EVANGELISTA ANALCO	413	-0.243	90,693.03	97,622.66
197	SAN JUAN GUELA VÍA	3,212	0.439	1,278,715.88	1,594,874.81
198	SAN JUAN GUICHICOVI	29,364	1.216	4,053,195.13	5,335,697.98
199	SAN JUAN IHUALTEPEC	580	1.195	10,564.30	4,126.29
200	SAN JUAN JUQUILA MIXES	3,726	0.973	42,362.41	58,786.38
201	SAN JUAN JUQUILA VIJANOS	1,953	0.846	21,313.61	16,950.26
202	SAN JUAN LACHAO	4,677	0.96	211,127.85	246,797.40
203	SAN JUAN LACHIGALLA	3,277	1.178	29,962.45	4,100.00
204	SAN JUAN LAJARCIA	607	0.091	7,903.60	1,394.76
205	SAN JUAN LALANA	16,972	1.18	1,924,071.39	403,725.80
206	SAN JUAN DE LOS CUÉS	2,444	0.386	145,416.12	103,310.99

COMISIÓN PERMANENTE DE HACIENDA

ASUNTO: DICTAMEN.

EXPEDIENTE: 640

207	SAN JUAN MAZATLÁN	19,163	1.136	2,471,518.11	1,417,824.18
208	SAN JUAN MIXTEPEC (DTO JUXTLAHUACA)	6,680	1.094	60,055.55	142,297.08
209	SAN JUAN MIXTEPEC (DTO MIAHUATLÁN)	660	1.397	80,665.51	40,558.48
210	SAN JUAN ÑUMÍ	5,747	0.67	11,247.71	135,253.42
211	SAN JUAN OZOLOTEPEC	2,664	1.624	9,376.50	35,429.07
212	SAN JUAN PETLAPA	2,919	1.564	84,371.79	10,179.45
213	SAN JUAN QUIAHIJE	4,286	0.957	0.00	248.78
214	SAN JUAN QUIOTEPEC	1,979	1.27	143,545.03	154,146.52
215	SAN JUAN SAYULTEPEC	788	-0.373	147,572.50	175,010.02
216	SAN JUAN TABAÁ	1,280	0.271	8,688.85	17,466.27
217	SAN JUAN TAMAZOLA	2,877	1.949	469,251.92	410,085.65
218	SAN JUAN TEITA	531	0.883	128,922.71	281,727.26
219	SAN JUAN TEITIPAC	2,619	0.875	237,370.19	344,662.66
220	SAN JUAN TEPEUXILA	2,639	0.466	305,585.47	452,555.97
221	SAN JUAN TEPOSCOLULA	1,228	0.204	0.00	25,104.68
222	SAN JUAN YAEÉ	1,481	0.046	80,596.87	63,689.26
223	SAN JUAN YATZONA	474	-0.688	55,531.74	229,153.09
224	SAN JUAN YUCUITA	567	-0.36	157,600.64	12,459.13
225	SAN LORENZO	6,101	1.453	67,111.99	0.00
226	SAN LORENZO ALBARRADAS	2,723	0.401	364,469.52	1,045,713.22
227	SAN LORENZO CACAOTEPEC	15,735	-1.151	5,325,667.55	7,584,817.76
228	SAN LORENZO CUAUNECUILTITLA	807	1.398	3,930.41	965.70
229	SAN LORENZO TEXMELÚCAN	8,323	1.988	430,760.34	593,648.52
230	SAN LORENZO VICTORIA	942	0.226	210,340.26	296,763.50
231	SAN LUCAS CAMOTLÁN	2,961	1.529	35,596.81	500,824.68
232	SAN LUCAS OJITLÁN	20,085	1.249	675,931.38	1,627,400.70
233	SAN LUCAS QUIAVINÍ	1,736	1.356	333,357.36	1,098,443.57
234	SAN LUCAS ZOQUIÁPAM	7,250	1.999	53,493.33	54.10
235	SAN LUIS AMATLÁN	3,642	1.074	97,839.45	163,761.78
236	SAN MARCIAL OZOLOTEPEC	1,557	2.009	10,570.27	17,782.72
237	SAN MARCOS ARTEAGA	1,422	-0.061	676,945.93	580,277.21
238	SAN MARTÍN DE LOS CANSECOS	851	0.096	23,410.36	44,918.61
239	SAN MARTÍN HUAMELÚLPAM	1,010	0.304	255,317.78	338,853.38
240	SAN MARTÍN ITUNYOSO	2,298	2.348	377.04	0.00
241	SAN MARTÍN LACHILÁ	1,087	0.531	122,054.77	167,989.48
242	SAN MARTÍN PERAS	12,246	2.711	3,050.39	33,351.71
243	SAN MARTÍN TILCAJETE	1,821	-0.203	1,513,475.54	975,826.67
244	SAN MARTÍN TOXPALAN	3,787	0.527	9,886.48	0.00





COMISIÓN PERMANENTE DE HACIENDA

ASUNTO: DICTAMEN.

EXPEDIENTE: 640

245	SAN MARTÍN ZACATEPEC	1,265	1.047	55,563.56	20,238.00
246	SAN MATEO CAJONOS	616	1.157	4,728.69	17,293.89
247	CAPULÁLPAM DE MÉNDEZ	1,549	-0.986	292,034.73	555,505.56
248	SAN MATEO DEL MAR	14,835	3.174	15,643.20	1,268,382.24
249	SAN MATEO YOLOXOCHITLÁN	3,614	0.965	118,504.69	1,148.40
250	SAN MATEO ETLATONGO	1,107	0.162	153,066.48	255,914.13
251	SAN MATEO NEJÁPAM	1,144	1.326	82,176.56	8,121.83
252	SAN MATEO PEÑASCO	2,062	1.415	18,210.96	2,759.23
253	SAN MATEO PIÑAS	2,084	1.429	30,153.95	25,829.11
254	SAN MATEO RÍO HONDO	3,133	0.846	295,033.22	152,766.20
255	SAN MATEO SINDIHUI	2,019	1.259	11,236.99	10,469.08
256	SAN MATEO TLAPILTEPEC	224	0.138	115,138.67	101,312.60
257	SAN MELCHOR BETAZA	986	0.943	22,235.12	47,736.70
258	SAN MIGUEL ACHIUTLA	712	0.152	927,033.70	862,926.09
259	SAN MIGUEL AHUEHUETILÁN	2,360	1.759	83,960.66	112,299.63
260	SAN MIGUEL ALOÁPAM	2,172	0.664	690,470.12	98,533.65
261	SAN MIGUEL AMATITLÁN	7,549	1.176	1,553.67	251,949.29
262	SAN MIGUEL AMATLÁN	993	-0.224	218,954.61	291,590.78
263	SAN MIGUEL COATLÁN	3,178	1.519	256,879.29	188,904.64
264	SAN MIGUEL CHICAHUA	2,097	1.215	24,166.85	63,104.94
265	SAN MIGUEL CHIMALAPA	6,817	1.121	570,669.78	734,927.83
266	SAN MIGUEL DEL PUERTO	8,362	0.757	795,414.35	484,377.15
267	SAN MIGUEL DEL RÍO	244	-0.264	24,020.26	15,148.76
268	SAN MIGUEL EJUTLA	1,014	0.403	271,236.90	237,280.60
269	SAN MIGUEL EL GRANDE	4,109	0.15	326.09	30,427.88
270	SAN MIGUEL HUAUTLA	1,094	1.604	143,742.73	923,261.32
271	SAN MIGUEL MIXTEPEC	2,644	1.606	61,335.70	11,588.71
272	SAN MIGUEL PANIXTLAHUACA	6,422	0.577	794,051.57	941,288.64
273	SAN MIGUEL PERAS	3,287	1.606	135,055.37	153,908.93
274	SAN MIGUEL PIEDRAS	1,271	1.285	62,050.00	0.00
275	SAN MIGUEL QUETZALTEPEC	8,119	1.102	113,441.90	34,981.44
276	SAN MIGUEL SANTA FLOR	702	1.326	83,572.63	120,193.58
277	VILLA SOLA DE VEGA	12,425	1.479	5,024,641.44	979,179.42
278	SAN MIGUEL SOYALTEPEC	39,680	1.179	2,067,998.03	2,751,987.85
279	SAN MIGUEL SUCHIXTEPEC	2,665	0.675	6,528.79	51,589.32
280	VILLA TALEA DE CASTRO	2,279	0.036	399,935.05	384,710.20
281	SAN MIGUEL TECOMATLÁN	266	-0.036	186,636.35	140,699.17
282	SAN MIGUEL TENANGO	729	0.746	53,250.56	13,335.77
283	SAN MIGUEL TEQUIXTEPEC	997	0.134	937,922.69	657,874.73
284	SAN MIGUEL TILQUIÁPAM	3,149	2.189	325,683.79	383,593.65
285	SAN MIGUEL TLACAMAMA	3,662	0.712	187,399.72	182,189.28





COMISIÓN PERMANENTE DE HACIENDA

ASUNTO: DICTAMEN.

EXPEDIENTE: 640

286	SAN MIGUEL TLACOTEPEC	3,164	0.789	0.00	1,290,598.24
287	SAN MIGUEL TULANCINGO	296	0.309	359,437.93	454,574.01
288	SAN MIGUEL YOTAO	593	0.87	5,096.02	169,670.27
289	SAN NICOLÁS	1,135	0.464	17,271.30	4,895.00
290	SAN NICOLÁS HIDALGO	975	0.235	106,769.98	73,567.00
291	SAN PABLO COATLÁN	4,245	0.515	10,671.60	11,852.87
292	SAN PABLO CUATRO VENADOS	1,411	1.097	87,196.08	109,322.95
293	SAN PABLO ETLA	15,993	-1.455	8,254,676.60	8,814,858.39
294	SAN PABLO HUITZO	7,024	-0.98	1,377,448.98	1,530,882.92
295	SAN PABLO HUIXTEPEC	9,313	-0.624	2,360,244.03	1,895,870.61
296	SAN PABLO MACUULTIANGUIS	890	0.487	463,650.08	93,381.42
297	SAN PABLO TIJALTEPEC	2,504	1.333	188,139.91	129,762.38
298	SAN PABLO VILLA DE MITLA	12,511	0.076	3,087,631.07	3,569,909.57
299	SAN PABLO YAGANIZA	1,063	0.339	5,635.21	1,945.54
300	SAN PEDRO AMUZGOS	6,664	0.715	100,622.57	60,837.46
301	SAN PEDRO APÓSTOL	1,505	0.339	600,417.49	1,139,954.31
302	SAN PEDRO ATOYAC	4,539	1.314	22,770.41	32,541.88
303	SAN PEDRO CAJONOS	1,089	0.366	100,380.22	10,667.26
304	SAN PEDRO COXCALTEPEC CÁNTAROS	735	1.647	347,338.83	181,987.86
305	SAN PEDRO COMITANCILLO	4,234	-0.85	653,872.80	627,908.40
306	SAN PEDRO EL ALTO	3,551	1.516	936.04	3,739.29
307	SAN PEDRO HUAMELULA	10,014	0.321	1,856,035.96	84,379.91
308	SAN PEDRO HUILOTEPEC	3,146	0.586	694,101.85	401,642.13
309	SAN PEDRO IXCATLÁN	11,653	1.996	530,248.49	540,498.03
310	SAN PEDRO IXTLAHUACA	8,561	0.7	937,901.45	626,879.28
311	SAN PEDRO JALTEPETONGO	545	1.253	183,698.11	215,570.67
312	SAN PEDRO JICAYÁN	12,387	1.454	170,947.09	254,954.67
313	SAN PEDRO JOCOTIPAC	779	0.913	19,234.38	11,765.96
314	SAN PEDRO JUCHATENGO	1,561	0.009	101,449.03	455,682.35
315	SAN PEDRO MÁRTIR	1,694	2.067	86,170.32	147,794.02
316	SAN PEDRO MÁRTIR QUIECHAPA	693	0.223	75,389.80	47,064.45
317	SAN PEDRO MÁRTIR YUCUXACO	1,239	0.405	567,863.29	428,459.63
318	SAN PEDRO MIXTEPEC (DTO JUQUILA)	48,336	-0.557	31,921,961.16	38,989,124.74
319	SAN PEDRO MIXTEPEC (DTO MIAHUATLÁN)	1,074	0.811	3,277.07	4,451.06
320	SAN PEDRO MOLINOS	668	0.595	26,179.00	1,542.02
321	SAN PEDRO NOPALA	720	0.708	121,089.85	104,507.30

COMISIÓN PERMANENTE DE HACIENDA

ASUNTO: DICTAMEN.

EXPEDIENTE: 640

322	SAN PEDRO OCOPETATILLO	790	1.502	1,540.19	1,429.87
323	SAN PEDRO OCOTEPEC	2,098	0.651	321,509.53	63,362.54
324	SAN PEDRO POCHUTLA	47,476	0.45	8,904,817.36	12,204,343.04
325	SAN PEDRO QUIATONI	10,810	1.144	3,345,488.60	781,695.10
326	SAN PEDRO SOCHIÁPAM	5,134	1.484	776,509.65	778,657.97
327	SAN PEDRO TAPANATEPEC	15,152	0.208	6,407,223.24	1,333,287.54
328	SAN PEDRO TAVICHE	1,208	1.639	13,594.39	30,307.15
329	SAN PEDRO TEOZACOALCO	1,225	1.096	156,380.55	33,659.95
330	SAN PEDRO TEUTILA	4,232	0.764	104,591.96	57,648.08
331	SAN PEDRO TIDAÁ	873	0.8	1,016,139.51	1,547,467.68
332	SAN PEDRO TOPILTEPEC	343	0.26	6,934.10	391,139.36
333	SAN PEDRO TOTOLÁPAM	2,626	-0.271	981,127.14	1,728,586.63
334	VILLA DE TUTUTEPEC DE MELCHOR OCAMPO	46,152	0.333	3,910,598.40	2,894,430.07
335	SAN PEDRO YANERI	910	0.497	1,897.82	85,198.00
336	SAN PEDRO YÓLOX	1,698	1.03	622,784.44	1,258,395.57
337	SAN PEDRO Y SAN PABLO AYUTLA	4,813	1.703	1,150,265.22	691,628.25
338	VILLA DE ETLA	10,737	-0.935	3,395,403.58	2,677,842.53
339	SAN PEDRO Y SAN PABLO TEPOSCOLULA	4,016	-0.25	1,439,639.34	727,948.02
340	SAN PEDRO Y SAN PABLO TEQUIXTEPEC	1,680	0.386	61,937.45	60,760.00
341	SAN PEDRO YUCUNAMA	236	-0.299	360,140.69	128,736.06
342	SAN RAYMUNDO JALPAN	3,336	-0.972	141,131.75	1,406,465.77
343	SAN SEBASTIÁN ABASOLO	1,933	0.141	513,925.83	531,088.63
344	SAN SEBASTIÁN COATLÁN	2,678	0.219	98,851.15	253,227.02
345	SAN SEBASTIÁN IXCAPA	4,072	0.445	86,269.99	116,062.68
346	SAN SEBASTIÁN NICANANDUTA	1,441	0.82	200,027.41	501,070.70
347	SAN SEBASTIÁN RÍO HONDO	3,587	0.407	107,470.15	261,023.16
348	SAN SEBASTIÁN TECOMAXTLAHUACA	8,352	0.832	828,022.93	878,449.38
349	SAN SEBASTIÁN TEITIPAC	1,967	0.618	0.00	62,589.51
350	SAN SEBASTIÁN TUTLA	18,195	-1.788	6,823,434.01	7,900,081.17
351	SAN SIMÓN ALMOLONGAS	2,820	0.743	376,119.57	201,284.79
352	SAN SIMÓN ZAHUATLÁN	3,526	2.155	0.00	10,253.24
353	SANTA ANA	2,153	0.096	724,835.03	187,151.18
354	SANTA ANA ATEIXTLAHUACA	516	1.815	37,652.80	37,794.90
355	SANTA ANA CUAUHTÉMOC	727	1.318	0.00	1,300.00
356	SANTA ANA DEL VALLE	2,067	0.068	18,612.49	10,372.20
357	SANTA ANA TAVELA	762	-0.019	126,476.43	380,353.75


COMISIÓN PERMANENTE DE HACIENDA

ASUNTO: DICTAMEN.

EXPEDIENTE: 640

358	SANTA ANA TLAPACOYAN	1,950	0.196	920,594.51	639,386.75
359	SANTA ANA YARENI	918	0.729	432,180.09	1,518,717.55
360	SANTA ANA ZEGACHE	3,773	0.61	353,580.31	199,634.60
361	SANTA CATALINA QUIERÍ	871	0.701	25,518.43	17,768.90
362	SANTA CATARINA CUIXTLA	1,427	0.429	482,337.32	619,911.17
363	SANTA CATARINA IXTEPEJI	2,572	-0.001	81,857.49	69,518.28
364	SANTA CATARINA JUQUILA	15,987	0.431	2,080,594.07	1,389,470.90
365	SANTA CATARINA LACHATAO	1,068	0.095	5,165.28	36,713.00
366	SANTA CATARINA LOXICHA	3,905	1.146	1,266,067.14	992,139.12
367	SANTA CATARINA MECHOACÁN	4,460	1.253	50,346.20	85,617.17
368	SANTA CATARINA MINAS	1,930	0.244	478,963.50	394,793.00
369	SANTA CATARINA QUIANÉ	1,931	-0.118	974,928.36	710,066.56
370	SANTA CATARINA TAYATA	663	-0.107	213,891.48	308,661.27
371	SANTA CATARINA TICUÁ	1,031	0.728	444,361.53	202,265.13
372	SANTA CATARINA YOSONOTÚ	1,556	1.521	6,428.04	29,951.09
373	SANTA CATARINA ZAPOQUILA	366	0.694	20,844.44	9,027.00
374	SANTA CRUZ ACATEPEC	1,548	2.174	380.22	0.00
375	SANTA CRUZ AMILPAS	12,814	-1.218	3,225,514.41	3,498,663.53
376	SANTA CRUZ DE BRAVO	356	0.761	37,406.32	53,188.95
377	SANTA CRUZ ITUNDUJIA	11,616	1.144	359,513.94	1,036,322.00
378	SANTA CRUZ MIXTEPEC	3,425	0.477	117,334.70	105,646.38
379	SANTA CRUZ NUNDACO	2,921	1.321	58,559.06	333,145.45
380	SANTA CRUZ PAPALUTLA	2,127	0.511	231,216.62	365,760.33
381	SANTA CRUZ TACACHE DE MINA	2,675	-0.176	0.00	680,761.00
382	SANTA CRUZ TACAHAUA	1,116	1.45	41,048.91	161,421.08
383	SANTA CRUZ TAYATA	583	0.71	229,109.47	78,205.22
384	SANTA CRUZ XITLA	4,754	1.455	108,696.10	193,651.63
385	SANTA CRUZ XOXOCOTLÁN	93,188	-0.979	50,760,981.17	52,311,071.29
386	SANTA CRUZ ZENZONTEPEC	18,512	2.059	3,438,240.45	2,504,984.75
387	SANTA GERTRUDIS	2,914	0.201	267,307.32	332,463.59
388	SANTA INÉS DEL MONTE	2,372	1.205	36,743.09	40,570.00
389	SANTA INÉS YATZECHÉ	952	1.428	95,618.80	79,674.91
390	SANTA LUCÍA DEL CAMINO	49,459	-1.558	22,195,791.86	26,930,466.02
391	SANTA LUCÍA MIAHUATLÁN	3,361	2.334	70,451.25	48,789.63
392	SANTA LUCÍA MONTEVERDE	6,398	2.02	32,887.17	114,461.74
393	SANTA LUCÍA OCOTLÁN	3,855	0.808	356,553.10	263,970.00
394	SANTA MARÍA ALOTEPEC	2,766	0.37	21,457.50	27,979.24
395	SANTA MARÍA APAZCO	1,720	1.654	30,512.17	31,973.03
396	SANTA MARÍA LA ASUNCIÓN	3,237	2.367	43,813.02	74,461.93





COMISIÓN PERMANENTE DE HACIENDA

ASUNTO: DICTAMEN.

EXPEDIENTE: 640

397	HEROICA CIUDAD DE TLAXIACO	39,945	-0.184	9,433,045.88	6,682,724.84
398	AYOQUEZCO DE ALDAMA	4,418	0.665	1,288,492.95	2,998,086.55
399	SANTA MARÍA ATZOMPA	34,115	-0.904	10,321,399.95	12,722,213.41
400	SANTA MARÍA CAMOTLÁN	1,568	0.327	295,358.14	265,089.16
401	SANTA MARÍA COLOTEPEC	24,076	-0.171	11,184,630.03	13,179,661.37
402	SANTA MARÍA CORTIJO	1,075	0.428	469.12	8,098.25
403	SANTA MARÍA COYOTEPEC	2,971	-0.531	1,716,970.41	1,615,601.56
404	SANTA MARÍA CHACHOÁPAM	733	-0.32	1,123,775.33	788,183.10
405	VILLA DE CHILAPA DE DÍAZ	2,110	0.232	799,423.67	1,416,210.30
406	SANTA MARÍA CHILCHOTLA	20,328	3.13	502,918.98	439,682.90
407	SANTA MARÍA CHIMALAPA	9,078	2.211	480,753.90	2,466.63
408	SANTA MARÍA DEL ROSARIO	482	0.062	190,319.15	193,651.10
409	SANTA MARÍA DEL TULE	8,918	-1.614	6,368,731.30	10,032,891.19
410	SANTA MARÍA ECATEPEC	3,353	0.142	262.69	22,313.99
411	SANTA MARÍA GUELACÉ	813	-0.338	48,256.94	16,637.59
412	SANTA MARÍA GUIENAGATI	3,168	1.736	716,307.78	1,077,888.00
413	SANTA MARÍA HUATULCO	45,680	-0.686	130,792,824.71	146,057,907.79
414	SANTA MARÍA HUAZOLOTILÁN	11,400	0.618	497,903.68	792,617.65
415	SANTA MARÍA IPALAPA	4,990	0.509	163,886.76	2,150,074.80
416	SANTA MARÍA IXCATLÁN	488	0.916	76.27	21,682.32
417	SANTA MARÍA JACATEPEC	9,474	0.383	912,252.87	1,544,836.03
418	SANTA MARÍA JALAPA DEL MARQUÉS	13,148	-0.292	725,867.03	1,065,859.72
419	SANTA MARÍA JALTIANGUIS	499	-0.365	128,842.48	151,503.09
420	SANTA MARÍA LACHIXÍO	1,844	1.183	6,331.09	24,968.54
421	SANTA MARÍA MIXTEQUILLA	4,555	-0.283	615,271.73	888,674.71
422	SANTA MARÍA NATIVITAS	585	0.319	235,600.19	281,294.70
423	SANTA MARÍA NDUAYACO	466	0.512	5,003.88	76,381.89
424	SANTA MARÍA OZOLOTEPEC	3,894	1.106	22,781.40	3,575.60
425	SANTA MARÍA PÁPALO	2,086	0.595	1,351,275.24	957,735.47
426	SANTA MARÍA PEÑOLES	8,593	1.525	81,230.00	147,149.85
427	SANTA MARÍA PETAPA	16,518	0.728	928,282.33	649,951.98
428	SANTA MARÍA QUIEGOLANI	1,924	1.275	133.17	2,583.66
429	SANTA MARÍA SOLA	1,471	1.282	3,646.70	0.00
430	SANTA MARÍA TATALTEPEC	360	1.431	34,926.46	53,318.14
431	SANTA MARÍA TECOMAVACA	1,692	0.405	65,800.98	57,966.93
432	SANTA MARÍA TEMAXCALAPA	901	-0.533	84,924.23	68,056.87
433	SANTA MARÍA TEMAXCALTEPEC	2,571	2.062	33,742.55	1,749,115.00
434	SANTA MARÍA TEOPOXCO	4,214	1.172	15,831.57	63,155.15





COMISIÓN PERMANENTE DE HACIENDA

ASUNTO: DICTAMEN.

EXPEDIENTE: 640

435	SANTA MARÍA TEPANTLALI	3,465	1.87	86,790.08	442,497.15
436	SANTA MARÍA TEXCATITLÁN	981	1.678	1,811.70	943.06
437	SANTA MARÍA TLAHUITOLTEPEC	8,922	0.855	2,453,858.27	2,953,376.28
438	SANTA MARÍA TLALIXTAC	1,635	1.344	18,576.07	17,260.00
439	SANTA MARÍA TONAMECA	25,130	1.174	1,780,334.78	3,052,935.53
440	SANTA MARÍA TOTOLAPILLA	839	0.506	107,366.73	75,846.87
441	SANTA MARÍA XADANI	8,795	0.368	724,488.25	1,087,275.42
442	SANTA MARÍA YALINA	267	-0.435	1,584.46	45,462.23
443	SANTA MARÍA YAVESÍA	472	-0.297	62,868.14	92,758.56
444	SANTA MARÍA YOLOTEPEC	411	0.319	5,483.68	14,657.84
445	SANTA MARÍA YOSOYÚA	1,514	0.838	8,067.20	3,645.21
446	SANTA MARÍA YUCUHITI	6,048	1.392	720,571.64	606,071.21
447	SANTA MARÍA ZACATEPEC	16,340	0.721	1,710,116.05	2,153,833.94
448	SANTA MARÍA ZANIZA	2,234	1.72	354.94	172.97
449	SANTA MARÍA ZOQUITLÁN	2,939	0.396	284,982.26	622,179.64
450	SANTIAGO AMOLTEPEC	12,683	2.154	393,008.88	1,431,312.13
451	SANTIAGO APOALA	875	2.243	1,585,200.83	122,677.39
452	SANTIAGO APÓSTOL	3,995	1.55	500,302.37	460,803.34
453	SANTIAGO ASTATA	3,708	0.037	1,094,855.99	961,102.74
454	SANTIAGO ATITLÁN	2,920	1.141	9,647.63	421,862.83
455	SANTIAGO AYUQUILILLA	2,583	1.149	105,067.70	312,432.78
456	SANTIAGO CACALOXTEPEC	1,441	0.608	141,400.50	257,149.34
457	SANTIAGO CAMOTLÁN	3,082	0.963	0.00	630,468.94
458	SANTIAGO COMALTEPEC	967	0.114	213,293.18	189,107.48
459	SANTIAGO CHAZUMBA	4,371	-0.097	470,521.51	832,564.02
460	SANTIAGO CHOÁPAM	4,983	1.12	575.03	3,020.53
461	SANTIAGO DEL RÍO	518	1.562	266,963.56	306,184.80
462	SANTIAGO HUAJOLOTITLÁN	4,083	-0.13	780,406.06	569,610.94
463	SANTIAGO HUAUCLILLA	529	0.63	127,177.35	170,498.22
464	SANTIAGO IHUITLÁN PLUMAS	351	0.712	162,000.69	327,565.40
465	SANTIAGO IXCUINTEPEC	1,598	0.688	14,409.12	24,887.02
466	SANTIAGO IXTAYUTLA	13,041	2.805	659,475.80	500,903.23
467	SANTIAGO JAMILTEPEC	19,201	0.16	614,976.70	1,302,449.16
468	SANTIAGO JOCOTEPEC	14,135	1.034	148,563.54	873,944.20
469	SANTIAGO JUXTLAHUACA	36,275	0.975	1,527,588.50	1,562,974.50
470	SANTIAGO LACHIGUIRI	4,886	0.585	355,384.96	1,058,178.10
471	SANTIAGO LALOPA	498	-0.015	65,460.41	114,416.79
472	SANTIAGO LAOLLAGA	3,326	-0.143	312,219.82	284,352.21
473	SANTIAGO LAXOPA	1,292	-0.323	65,313.71	86,397.15
474	SANTIAGO LLANO GRANDE	3,284	0.248	8,645.93	312.45





COMISIÓN PERMANENTE DE HACIENDA

ASUNTO: DICTAMEN.

EXPEDIENTE: 640

475	SANTIAGO MATATLÁN	9,681	0.825	2,511,113.03	1,442,048.88
476	SANTIAGO MILTEPEC	393	-0.012	143,874.87	137,348.98
477	SANTIAGO MINAS	1,445	0.812	137,543.86	24,835.93
478	SANTIAGO NACALTEPEC	1,785	0.42	17,699.32	19,992.17
479	SANTIAGO NEJAPILLA	202	0.144	1,822.04	10,116.79
480	SANTIAGO NUNDICHE	877	0.97	188,588.00	515,408.41
481	SANTIAGO NUYOÓ	1,820	1.743	272,712.99	629,028.79
482	SANTIAGO PINOTEPA NACIONAL	53,148	0.227	15,221,394.11	12,375,850.80
483	SANTIAGO SUCHILQUITONGO	10,397	-0.404	1,349,597.56	1,704,803.48
484	SANTIAGO TAMAZOLA	4,250	0.595	443,051.70	574,897.00
485	SANTIAGO TAPEXTLA	3,208	1.468	21,299.19	12,913.90
486	VILLA TEJÚPAM DE LA UNIÓN	2,403	0.384	363,420.60	431,882.02
487	SANTIAGO TENANGO	1,995	0.117	573,719.20	1,102,943.44
488	SANTIAGO TEPETLAPA	114	0.004	113,505.80	67,008.34
489	SANTIAGO TETEPEC	4,994	0.683	3,242.38	6,417.94
490	SANTIAGO TEXCALCINGO	3,098	1.027	3,858.59	51,309.35
491	SANTIAGO TEXTITLÁN	4,404	0.498	828,021.55	2,114,410.12
492	SANTIAGO TILANTONGO	2,956	1.188	228,744.65	298,689.89
493	SANTIAGO TILLO	523	-0.207	514,014.86	462,576.06
494	SANTIAGO TLAZOYALTEPEC	4,662	1.646	9,208.81	1,262.51
495	SANTIAGO XANICA	3,101	1.657	29,249.98	26,658.55
496	SANTIAGO XIACUÍ	1,736	-0.657	223,665.76	181,173.02
497	SANTIAGO YAITEPEC	4,352	1.758	198,852.03	126,795.17
498	SANTIAGO YAVEO	6,885	1.452	0.00	327,435.39
499	SANTIAGO YOLOMÉCATL	2,090	-0.616	1,071,811.19	1,028,340.00
500	SANTIAGO YOSONDÚA	8,330	0.507	820,129.51	871,342.70
501	SANTIAGO YUCUYACHI	936	0.273	29,326.96	93,142.72
502	SANTIAGO ZACATEPEC	5,187	2.081	57,394.58	9,870.58
503	SANTIAGO ZOOCHILA	402	-0.52	103,823.77	1,205,173.85
504	NUEVO ZOQUIÁPAM	1,654	0.427	724,174.32	553,918.57
505	SANTO DOMINGO INGENIO	7,965	-0.618	4,508,881.04	12,058,765.25
506	SANTO DOMINGO ALBARRADAS	755	0.411	217,772.14	30,174.12
507	SANTO DOMINGO ARMENTA	3,469	0.891	128,098.50	27,871.00
508	SANTO DOMINGO CHIHUITÁN	1,486	-0.466	366,252.90	209,824.04
509	SANTO DOMINGO DE MORELOS	10,738	1.694	593,922.17	434,094.46
510	SANTO DOMINGO IXCATLÁN	652	0.731	32,492.93	14,542.98
511	SANTO DOMINGO NUXAÁ	3,124	1.125	241,905.76	511,323.37
512	SANTO DOMINGO OZOLOTEPEC	870	0.893	11,138.61	1,352.36




COMISIÓN PERMANENTE DE HACIENDA

ASUNTO: DICTAMEN.

EXPEDIENTE: 640

513	SANTO DOMINGO PETAPA	9,157	0.294	5,811.50	2,072,023.66
514	SANTO DOMINGO ROAYAGA	1,020	1.698	38,604.83	50,169.00
515	SANTO DOMINGO TEHUANTEPEC	64,639	-0.339	19,375,110.35	39,541,804.07
516	SANTO DOMINGO TEOJOMULCO	5,093	0.905	88,715.16	2,038,252.82
517	SANTO DOMINGO TEPUXTEPEC	4,815	1.974	1,377,353.73	664.78
518	SANTO DOMINGO TLATAYÁPAM	132	-0.066	243,524.33	165,836.33
519	SANTO DOMINGO TOMALTEPEC	2,988	-0.065	299,126.02	298,226.15
520	SANTO DOMINGO TONALÁ	6,921	0.254	759,860.93	872,194.79
521	SANTO DOMINGO TONALTEPEC	235	1.07	74,597.31	60,234.24
522	SANTO DOMINGO XAGACÍA	1,030	0.907	2,711,831.62	13,029.32
523	SANTO DOMINGO YANHUITLÁN	1,503	-0.121	592,605.40	440,621.78
524	SANTO DOMINGO YODOHINO	314	-0.164	15,148.45	77,514.56
525	SANTO DOMINGO ZANATEPEC	12,161	0.054	4,567,733.86	1,288,870.25
526	SANTOS REYES NOPALA	17,583	0.76	902,185.45	923,696.25
527	SANTOS REYES PÁPALO	2,600	0.985	282,142.34	144,459.73
528	SANTOS REYES TEPEJILLO	980	1.197	327,354.36	365,013.36
529	SANTOS REYES YUCUNÁ	1,380	2.359	13,018.83	25,994.14
530	SANTO TOMÁS JALIEZA	3,617	0.636	603,408.84	955,247.61
531	SANTO TOMÁS MAZALTEPEC	2,632	-0.261	259,326.34	429,334.42
532	SANTO TOMÁS OCOTEPEC	3,705	1.172	297,913.95	430,562.77
533	SANTO TOMÁS TAMAZULAPAN	2,132	0.366	147,831.80	248,915.98
534	SAN VICENTE COATLÁN	3,923	1.52	360,207.79	691,506.00
535	SAN VICENTE LACHIXÍO	2,961	1.254	528,480.78	370,494.63
536	SAN VICENTE NUÑÚ	413	0.062	147,703.99	158,796.57
537	SILACAYOÁPAM	6,495	0.386	521,474.30	571,704.63
538	SITIO DE XITLAPEHUA	669	0.517	66,565.37	68,578.19
539	SOLEDAD ETLA	5,591	-0.695	853,539.06	928,800.37
540	VILLA DE TAMAZULÁPAM DEL PROGRESO	7,707	-0.688	3,391,926.01	3,574,248.14
541	TANETZE DE ZARAGOZA	1,622	0.291	23,382.86	84,988.61
542	TANICHE	825	0.694	76,024.01	114,108.78
543	TATALTEPEC DE VALDÉS	5,869	1.255	0.00	226,212.94
544	TEOCOCUILCO DE MARCOS PÉREZ	1,016	0.319	349,803.28	303,195.04
545	TEOTITLÁN DE FLORES MAGÓN	9,876	-0.684	1,663,944.55	2,834,394.68

COMISIÓN PERMANENTE DE HACIENDA

ASUNTO: DICTAMEN.

EXPEDIENTE: 640

546	TEOTITLÁN DEL VALLE	5,784	0.548	449,047.75	1,053,700.89
547	TEOTONGO	931	-0.05	242,703.57	513,780.89
548	TEPEMEME VILLA DE MORELOS	1,607	0.741	15,107.00	1,210,500.45
549	HEROICA VILLA TEZOATLÁN DE SEGURA Y LUNA, CUNA DE LA INDEPENDENCIA DE OAXACA	11,034	0.498	1,158,561.43	1,137,575.62
550	SAN JERÓNIMO TLACOCHAHUAYA	5,491	0.219	2,139,391.88	1,972,538.14
551	TLACOLULA DE MATAMOROS	22,545	-0.573	15,566,273.13	18,542,096.77
552	TLACOTEPEC PLUMAS	438	0.129	309,953.06	73,431.39
553	TLALIXTAC DE CABRERA	10,208	-0.717	8,181,323.57	10,006,403.02
554	TOTONTEPEC VILLA DE MORELOS	5,361	0.982	0.00	16,629.65
555	TRINIDAD ZAACHILA	3,032	0.21	106,558.97	345.81
556	LA TRINIDAD VISTA HERMOSA	260	0.048	151,233.50	126,727.31
557	UNIÓN HIDALGO	15,347	-0.817	5,418,203.22	2,905,715.32
558	VALERIO TRUJANO	1,371	0.487	22,562.79	36,550.83
559	SAN JUAN BAUTISTA VALLE NACIONAL	22,699	0.145	1,381,127.83	1,996,667.51
560	VILLA DÍAZ ORDAZ	6,646	0.679	2,148,855.44	2,327,338.55
561	YAXE	2,789	1.169	528,211.24	527,595.48
562	MAGDALENA YODOCONO DE PORFIRIO DÍAZ	1,554	-0.098	81,209.29	227,447.70
563	YOGANA	1,264	1.546	19,467.65	117,003.99
564	YUTANDUCHI DE GUERRERO	1,129	0.929	59,591.84	0.00
565	VILLA DE ZAACHILA	43,279	-0.137	10,999,120.06	12,124,294.60
566	SAN MATEO YUCUTINDOO	3,010	1.194	3,060,236.31	9,037.06
567	ZAPOTITLÁN LAGUNAS	3,142	1.707	274,343.06	286,956.33
568	ZAPOTITLÁN PALMAS	1,431	0.316	179,236.18	183,067.56
569	SANTA INÉS DE ZARAGOZA	1,616	0.517	73,785.08	75,263.30
570	ZIMATLÁN DE ÁLVAREZ	19,849	0.014	5,245,000.22	6,694,967.56