



COMISIÓN PERMANENTE  
DE HACIENDA

ASUNTO: DICTAMEN.

EXPEDIENTE: 1300

### HONORABLE ASAMBLEA:

Por acuerdo tomado por las Diputadas y los Diputados Secretarios de la Sexagésima Cuarta Legislatura Constitucional del Honorable Congreso del Estado de Oaxaca, fue turnada a la Comisión Permanente de Hacienda, la iniciativa de Decreto que establece los Porcentajes, Fórmulas y Variables utilizadas para la Distribución de los Fondos que integran las participaciones a los municipios del Estado de Oaxaca, para el Ejercicio Fiscal 2021, que conforma el expediente indicado.

De la revisión realizada a dicho expediente, se somete a la consideración de la Honorable Asamblea, el presente Dictamen con Proyecto de Decreto, con base en los antecedentes y consideraciones siguientes:

#### I.- ANTECEDENTES LEGISLATIVOS.

1.- Con fecha diecisiete de noviembre del año en curso, el **MAESTRO ALEJANDRO ISMAEL MURAT HINOJOSA**, Gobernador Constitucional del Estado Libre y Soberano de Oaxaca, en ejercicio de sus facultades que le confieren los artículos 50, fracción II, 66, 79, fracción I, y 80, fracción II, de la Constitución Política del Estado Libre y Soberano de Oaxaca, en relación con el numeral 104, fracción II, de la Ley Orgánica del Poder Legislativo del Estado Libre y Soberano de Oaxaca; 54, fracción



COMISIÓN PERMANENTE  
DE HACIENDA

ASUNTO: DICTAMEN.

EXPEDIENTE: 1300

II, del Reglamento Interior del Congreso del Estado Libre y Soberano de Oaxaca, presentó a este Honorable Congreso del Estado, la iniciativa de Decreto que establece los Porcentajes, Fórmulas y Variables utilizadas para la Distribución de los Fondos que integran las participaciones a los municipios del Estado de Oaxaca, para el Ejercicio Fiscal 2021.

2.- En sesión ordinaria del Pleno de la Sexagésima Cuarta Legislatura del Estado de Oaxaca de fecha dieciocho de noviembre de dos mil veinte, se determinó enviar la iniciativa de referencia a esta Comisión Permanente para su estudio, análisis y dictamen correspondiente, la iniciativa con proyecto de Decreto referida.

3.- En consecuencia de lo anterior, el Secretario de Asuntos Parlamentarios del Honorable Congreso del Estado, mediante oficio LXIV/A.L/COM.PERM./6234/2020 de dieciocho de noviembre del año en curso, turnó a la Comisión Permanente de Hacienda de la Sexagésima Cuarta Legislatura del Honorable Congreso del Estado la iniciativa con proyecto de Decreto referida.

## **II.- TEMA Y RESUMEN DEL CONTENIDO DE LA INICIATIVA.**

### **Exposición de Motivos.**

“ ...



COMISIÓN PERMANENTE  
DE HACIENDA

ASUNTO: DICTAMEN.

EXPEDIENTE: 1300

*Que la Constitución Política de los Estados Unidos Mexicanos establece en el artículo 134 los principios de legalidad, eficiencia, eficacia, economía, transparencia y honradez, para el ejercicio del gasto público, precisando también que los recursos económicos federales por parte de las entidades federativas, los municipios y las demarcaciones territoriales de la Ciudad de México, se sujetará a las bases de este artículo y a las leyes reglamentarias.*

*En congruencia con el precepto constitucional citado, parte de la obligatoriedad plasmada en el artículo 26 de la Constitución Política de los Estados Unidos Mexicanos, el artículo 20 de la Constitución Política del Estado Libre y Soberano de Oaxaca, y los artículos 26, 31, 32, 33 y 34 de la Ley de Planeación de la Entidad, documento que plasma los ejes estratégicos que deberá seguir el Poder Ejecutivo durante su administración, lo anterior con la finalidad de mejorar las condiciones socioeconómicas de todas las personas que habitan el Estado, por tal motivo, el Plan Estatal de Desarrollo (PED) 2016-2022, en el Eje II, Oaxaca Moderno y Transparente, tiene como objetivo el desarrollo de un Gobierno enfocado a resultados, cercano, eficiente y transparente.*

*La visión de un “Gobierno moderno” implica que los objetivos, estrategias, políticas y acciones de gobierno incidan directamente en la calidad de vida de la población.*

*Para tal efecto, el Gobierno de Oaxaca impulsa el combate a la corrupción a través de la transparencia y la rendición de cuentas, y fortalece el desarrollo institucional en los municipios; además del desarrollo administrativo, de la capacidad financiera e institucional y de la gestión para la prestación de servicios públicos de calidad en beneficio de la ciudadanía, así como asegurar el cumplimiento de la transparencia en el uso y aplicación de los recursos asignados a los municipios, que tiene como único fin mejorar la calidad de vida de las y los oaxaqueños.*

*Para colaborar a este ejercicio democrático y adherirse a las normas dictadas por la Federación, a nivel Estado es importante asumir este*



COMISIÓN PERMANENTE  
DE HACIENDA

ASUNTO: DICTAMEN.

EXPEDIENTE: 1300

*compromiso, que tiene como finalidad el beneficio de la sociedad, y el crecimiento del país, para mejorar la calidad de vida de todas las personas que integran esta República, en la que se garanticen derechos humanos, basado en el respeto de normas y leyes para la correcta administración de los recursos.*

*Que el artículo 115, en su fracción IV, inciso b), de la Constitución Política de los Estados Unidos Mexicanos, determina que los municipios administrarán libremente su hacienda, la cual se formará de los rendimientos de los bienes que les pertenezcan, así como de las contribuciones y otros ingresos que las legislaturas establezcan a su favor y, en todo caso, de las Participaciones Federales que serán cubiertas por la Federación a los municipios con arreglo a las bases, montos y plazos que anualmente se determinen por las legislaturas de los Estados. De lo anterior, deriva el derecho de los municipios de recibir, entre otros recursos, Participaciones Federales conforme a las leyes estatales en la materia, es importante la determinación que los municipios deben de administrar sus recursos bajo los principios que rigen la Administración Pública, principalmente autonomía, coherencia, eficacia, integridad, honestidad, eficiencia y demás establecidos en el PED 2016 -2022.*

*Que las Participaciones Federales tienen como característica que son de naturaleza resarcitoria, pues tienen como fin asignar los recursos de manera proporcional a las participaciones de las entidades federativas en la actividad económica y la recaudación y, por lo tanto, pretenden generar incentivos para incrementar el crecimiento económico y el esfuerzo recaudatorio de las entidades. Las Participaciones Federales forman parte del denominado “Gasto No Programable”, por lo que en el Presupuesto de Egresos de la Federación aparecen como una estimación de lo que se espera se transfiera a las entidades federativas y municipios, dependiendo del comportamiento de la recaudación Federal Participable.*

*Por otro lado, las Aportaciones Federales (Aportaciones) tienen carácter compensatorio, es decir, su finalidad es asignar recursos en proporción*



COMISIÓN PERMANENTE  
DE HACIENDA

ASUNTO: DICTAMEN.

EXPEDIENTE: 1300

*directa a los rezagos y necesidades que observan las entidades federativas en materia de salud, educación, infraestructura, y desarrollo social, entre otros. Las Aportaciones son parte del “Gasto Programable”, por lo que una vez establecido el monto del Ramo en el Presupuesto de Egresos de la Federación, se garantiza a las entidades federativas su recepción en una cuantía con independencia de su desempeño económico y recaudatorio.*

*Que el artículo 1o. de la Ley de Coordinación Fiscal, establece como objeto de dicho instrumento coordinar el sistema fiscal de la Federación con las entidades federativas, así como con los municipios y demarcaciones territoriales, para establecer la participación que corresponda a sus haciendas públicas en los ingresos federales; distribuir entre ellos dichas participaciones; fijar reglas de colaboración administrativa entre las diversas autoridades fiscales; constituir los organismos en materia de coordinación fiscal; y dar las bases de su organización y funcionamiento.*

*Del precepto citado se observan diversos puntos rectores que reafirman la facultad de los municipios para recibir y aplicar los recursos transferidos desde la Federación, los cuales no deben ser limitados; sino sólo en la medida y dentro del marco que señala la Ley respectiva, en ese sentido, los municipios podrán recibir recursos por parte de la Federación, mismas que serán de acuerdo a las bases, montos y plazos que se determine por la legislatura, con el objeto de ser ejercidas para satisfacer los fines públicos, recursos que serán regidos por la normatividad aplicable, principalmente la Ley de Coordinación Fiscal para el Estado de Oaxaca.*

*Que en el territorio estatal, la Ley de Coordinación Fiscal para el Estado de Oaxaca establece los criterios de la coordinación del Sistema Fiscal del Estado con cada uno de los municipios que lo integran, en relación con las participaciones que les corresponda por los ingresos que por Participaciones Federales obtenga el Estado, en la forma y términos que señala la Ley antes referida.*



COMISIÓN PERMANENTE  
DE HACIENDA

ASUNTO: DICTAMEN.

EXPEDIENTE: 1300

*Es ese ordenamiento el que establece que a los municipios del Estado de Oaxaca les corresponde el porcentaje que anualmente determine la Legislatura del Estado, el cual no podrá ser inferior al 21% (veintiuno por ciento) del total de participaciones que por ingresos federales reciba el Estado, provenientes del Fondo General de Participaciones, el 20% (veinte por ciento) del Fondo de Impuestos Especiales de Producción y Servicios, del Fondo del Impuesto Sobre Automóviles Nuevos, del Fondo de Compensación del Impuesto Sobre Automóviles Nuevos, del Fondo de Fiscalización y Recaudación, del Fondo de Compensación, del Fondo Municipal del Impuesto a las Ventas Finales de Gasolina y Diésel; además del 100% (cien por ciento) del Fondo de Fomento Municipal, contenidos en la Ley de Coordinación Fiscal para el Estado de Oaxaca.*

*En ese sentido, dicha Ley es la base fundamental para la distribución de recursos provenientes de la Federación. No está demás indicar que, dentro de sus componentes, todos y cada uno de ellos está claramente desarrollado y con estricto apego a la normatividad federal y al texto de la Constitución Política de los Estados Unidos Mexicanos.*

*En razón de lo señalado, el presente Decreto contiene los factores de cálculo y elementos que se toman en cuenta para la distribución de las respectivas Participaciones Federales; así pues, el porcentaje atiende a la realidad municipal y con ello distribuye de forma adecuada las Participaciones Federales, atendiendo los principios de proporcionalidad y equidad.*

*Por otro lado y en congruencia con lo señalado en el párrafo anterior, es importante señalar que la variable de población utilizada corresponde a la última información que proporcionó el Instituto Nacional de Estadística y Geografía (INEGI), que corresponde a la última Encuesta Intercensal 2015; sin embargo, este organismo publicará en fechas posteriores el Censo de Población y Vivienda 2020 al plazo establecido en el artículo 37, fracción II, inciso a) de la Ley Estatal de Presupuesto y Responsabilidad Hacendaria para la entrega de la presente Iniciativa de Decreto, esta variable de población modifica los coeficientes de*



COMISIÓN PERMANENTE  
DE HACIENDA

ASUNTO: DICTAMEN.

EXPEDIENTE: 1300

*distribución; y en consecuencia, los montos a distribuir a cada municipio. Por tal motivo, en cuanto se tengan los datos oficiales por parte de INEGI de esta variable, se realizarán las acciones para su actualización y dar cumplimiento a lo establecido en el artículo 11 de la Ley de Coordinación Fiscal para el Estado de Oaxaca.*

*Las Participaciones Federales para el ejercicio fiscal 2021, quedan constituidas en los porcentajes que se establecen en el presente Decreto, en observación a los propios porcentajes establecidos en la Ley de Coordinación Fiscal para el Estado de Oaxaca, mismas que serán pagadas a los municipios conforme al calendario de entrega que se establece en el presente documento en su artículo 12.*

*Con lo escrito en párrafos anteriores, se da observancia a la fundamentación y motivación legislativa que involucra el principio de integridad de los recursos económicos municipales, señalado en el artículo 115, fracción V de la Constitución Política de los Estados Unidos Mexicanos, en la que se constituye que el Estado debe de suministrar información a los municipios, para que este nivel de gobierno tenga la información precisa y concreta acerca de los montos específicos que le serán proporcionados por la Federación bajo el concepto de Participaciones Federales, así mismo las fechas en que se realizará dicho pago.*

*Razón por la cual, para la determinación de los porcentajes que corresponden de las Participaciones Federales a cada municipio del Estado de Oaxaca, se deberán aplicar las fórmulas contenidas en la Ley de Coordinación Fiscal para el Estado de Oaxaca, considerando las fuentes de información de que se trate.*

...”

### **III.- CONSIDERACIONES.**

**PRIMERA.** Que esta Comisión Permanente de Hacienda de la Sexagésima Cuarta Legislatura del Congreso del Estado Libre y



COMISIÓN PERMANENTE  
DE HACIENDA

ASUNTO: DICTAMEN.

EXPEDIENTE: 1300

Soberano de Oaxaca, es competente para conocer y emitir el presente dictamen de conformidad con lo dispuesto en los artículos 59 fracción LXXVI de la Constitución Política del Estado Libre y Soberano de Oaxaca; 63, 64, 65 fracción XVII, y 72 de la Ley Orgánica del Poder Legislativo del Estado Libre y Soberano de Oaxaca; 42 fracción XVII, 64 y 69 del Reglamento Interior del Congreso del Estado Libre y Soberano de Oaxaca.

**SEGUNDA.** Que realizado el estudio y análisis de la iniciativa de mérito, los diputados integrantes de la Comisión Permanente de Hacienda arribamos a la determinación que la iniciativa con proyecto de decreto presentada por el **MAESTRO ALEJANDRO ISMAEL MURAT HINOJOSA**, Gobernador Constitucional del Estado Libre y Soberano de Oaxaca es procedente, ya que como se advierte, es que la Sexagésima Cuarta Legislatura Constitucional del Congreso del Estado decreta la Iniciativa con Proyecto de Decreto que establece los Porcentajes, Fórmulas y Variables utilizadas para la Distribución de los Fondos que integran las participaciones a los municipios del Estado de Oaxaca, para el Ejercicio Fiscal 2021, toda vez, que es una obligación por parte del Estado, en cumplimiento a la Ley de Coordinación Fiscal para el Estado de Oaxaca, el cual dará certeza a los cálculos referentes a los coeficientes de distribución a los Municipios.



“2020, Año de la pluriculturalidad de los pueblos indígenas y afroamericano”



COMISIÓN PERMANENTE  
DE HACIENDA

ASUNTO: DICTAMEN.

EXPEDIENTE: 1300

**TERCERO.** Es de señalar que la iniciativa cumple con los requisitos necesarios establecidos en la normatividad para su Dictaminación, y en su caso aprobación correspondiente por el Pleno de esta Sexagésima Cuarta Legislatura Constitucional del Honorable Congreso del Estado de Oaxaca.

Con base en los antecedentes y consideraciones expuestas, los integrantes de la Comisión Permanente de Hacienda, concluimos que la iniciativa presentada por el **MAESTRO ALEJANDRO ISMAEL MURAT HINOJOSA**, Gobernador Constitucional del Estado Libre y Soberano de Oaxaca, es procedente, por lo que formulamos el siguiente:

### DICTAMEN

La Comisión Permanente de Hacienda estimamos procedente que la Sexagésima Cuarta Legislatura del Honorable Congreso del Estado Libre y Soberano de Oaxaca, decrete la aprobación de la iniciativa de referencia en los términos previamente establecidos.

En mérito de lo expuesto y fundado, la Comisión Permanente de Hacienda sometemos a la consideración del Honorable Pleno Legislativo el siguiente proyecto de:



COMISIÓN PERMANENTE  
DE HACIENDA

ASUNTO: DICTAMEN.

EXPEDIENTE: 1300

## DECRETO

**ARTÍCULO ÚNICO:** Se expide el Decreto por el que se establecen los Porcentajes, Fórmulas y Variables utilizadas para la Distribución de los Fondos que integran las Participaciones a los Municipios del Estado de Oaxaca, para el ejercicio Fiscal 2021.

**Artículo 1.** Los municipios en el ejercicio fiscal 2021, que comprende del 1 de enero al 31 de diciembre, de acuerdo con lo establecido en la Ley de Coordinación Fiscal para el Estado de Oaxaca, recibirán las Participaciones Fiscales Federales que se integran de:

- I. El 21% del Fondo General de Participaciones;
- II. El 100% del Fondo de Fomento Municipal;
- III. El 20% de las Participaciones por Impuestos Especiales sobre Cerveza, Bebidas Refrescantes con una Graduación Alcohólica de hasta 6° G. L., Alcohol, Bebidas Alcohólicas, y Tabacos Labrados;
- IV. El 20% del Impuesto sobre Automóviles Nuevos;
- V. El 20% del Fondo de Compensación del Impuesto sobre Automóviles Nuevos;
- VI. El 20% del Fondo de Fiscalización y Recaudación;
- VII. EL 20% de la Recaudación del Impuesto Especial sobre Producción y Servicios por la Venta Final de Gasolina y Diésel;

“2020, Año de la pluriculturalidad de los pueblos indígenas y afroamericano”



COMISIÓN PERMANENTE  
DE HACIENDA

ASUNTO: DICTAMEN.

EXPEDIENTE: 1300

VIII. El 20% del Fondo de Compensación; y,

IX. El 100% de la recaudación que se obtenga del Impuesto Sobre la Renta que efectivamente enteren los municipios a la Federación correspondiente al salario del personal que preste o desempeñe un servicio personal subordinado en la administración pública municipal y organismos paramunicipales, así como en sus respectivas entidades paramunicipales, siempre que el salario sea efectivamente pagado por los municipios con cargo a sus Participaciones u otros ingresos municipales; y

X. De otros que determine la Ley de Coordinación Fiscal, en las proporciones en que disponga.

Derivado de lo anterior, se desglosan los montos estimados de las Participaciones Fiscales Federales, bajo al siguiente detalle:

Concepto	Monto estimado a recibir en la Entidad en 2021	Porcentaje de participación municipal	Monto estimado a distribuir a municipios 2021
Fondo General de Participaciones (FGP)	17,622,640,618.00	21%	3,700,754,529.78
Fondo de Impuestos Especiales de Producción y Servicios (FIEPS)	223,095,824.00	20%	44,619,164.80
Fondo del Impuesto Sobre Automóviles Nuevos (FISAN)	78,098,941.00	20%	15,619,788.20
Fondo de Compensación del Impuesto Sobre Automóviles Nuevos (FOCOISAN)	34,838,232.00	20%	6,967,646.40
Fondo de Fiscalización y Recaudación (FOFIR)	899,580,057.00	20%	179,916,011.40
Fondo de Fomento Municipal (FFM)	1,365,134,663.00	100%	1,365,134,663.00

“2020, Año de la pluriculturalidad de los pueblos indígenas y afroamericano”



COMISIÓN PERMANENTE  
DE HACIENDA

ASUNTO: DICTAMEN.

EXPEDIENTE: 1300

Fondo de Compensación (FOCO)	535,074,792.00	20%	107,014,958.40
Fondo Municipal del Impuesto a las Ventas Finales de Gasolina y Diésel (FOGADI)	437,673,494.00	20%	87,534,698.80
<b>Total de participaciones</b>	<b>21,196,136,621.00</b>		<b>5,507,561,460.78</b>

Tabla 1. Montos estimados de las participaciones a recibir por el Estado porcentajes y montos a distribuir a los municipios del Estado de Oaxaca para el ejercicio fiscal 2021.

**Artículo 2.** El Fondo General de Participaciones (FGP) asciende a \$3,700,754,529.78 (Tres mil setecientos millones setecientos cincuenta y cuatro mil, quinientos veintinueve pesos 78/100 M.N.) y se distribuirá a los municipios conforme a la fórmula establecida en el artículo 6 de la Ley de Coordinación Fiscal para el Estado de Oaxaca.

**Fórmula:**

$$C_{i,t} = C_{i,13} + \Delta FGP_{13,t} (0.5 CM1_{i,t} + 0.5 CM2_{i,t})$$

$$CM1_{i,t} = \frac{NH_i}{\sum NH_i}$$

$$CM2_{i,t} = \frac{RP_{i,t-2}}{\sum RP_{i,t-2}}$$

*Dónde:*

$C_{i,t}$  = Monto de participación que del Fondo General de Participaciones, corresponde al Municipio  $i$  en el año para el cual se efectúa el cálculo.

$CM1_{i,t}$  y  $CM2_{i,t}$  = Coeficientes de distribución del Fondo General de Participaciones del Municipio  $i$  en el año que se efectúa el cálculo.

$C_{i,13}$  = La participación del Fondo a que se refiere este artículo que el Municipio  $i$  recibió en el año 2013.

$\Delta FGP_{13,t}$  = Crecimiento del Fondo General de Participaciones, del año para el cual se realiza el cálculo respecto al Fondo Municipal de Participaciones 2013.

“2020, Año de la pluriculturalidad de los pueblos indígenas y afroamericano”



COMISIÓN PERMANENTE  
DE HACIENDA

ASUNTO: DICTAMEN.

EXPEDIENTE: 1300

*NHi= Número de Habitantes del Municipio i. de acuerdo a la última información que hubiere dado a conocer el Instituto Nacional de Estadística y Geografía para el Municipio de que se trate.*

*∑ = Es la suma sobre todos los Municipios de la variable que le sigue.*

*i = Cada Municipio.*

*RPit-2 = Recaudación de ingresos de gestión del Municipio i en el segundo año inmediato anterior para el que se efectúa el cálculo.*

*Considerando al coeficiente CM2 it como incentivo recaudatorio.*

Las cifras de las variables que se utilizaron para el cálculo de este Fondo se muestran en el Anexo 1.

Los montos estimados y coeficientes de distribución se muestran en el Anexo 3.

**Artículo 3.** El Fondo de Impuestos Especiales de Producción y Servicios (FIEPS) asciende a \$44,619,164.80 (Cuarenta y cuatro millones seiscientos diecinueve mil ciento sesenta y cuatro pesos 80/100 M.N.) y se distribuirá a los municipios conforme a la fórmula establecida en el artículo 6A de la Ley de Coordinación Fiscal para el Estado de Oaxaca.

**Fórmula:**

$$C_{i,t} = C_{i,13} + \Delta FIEPS_{13,t} (0.5 CM1_{i,t} + 0.5 CM2_{i,t})$$

$$CM1_{i,t} = \frac{NHi}{\sum NHi}$$

$$CM2_{i,t} = \frac{RP_{i,t-2}}{\sum RP_{i,t-2}}$$

Dónde:

“2020, Año de la pluriculturalidad de los pueblos indígenas y afroamericano”



COMISIÓN PERMANENTE  
DE HACIENDA

ASUNTO: DICTAMEN.

EXPEDIENTE: 1300

$C_{i,t}$  = Monto de participación que del Fondo de Impuestos Especiales de Producción y Servicios, corresponde al Municipio  $i$  en el año para el cual se efectúa el cálculo.

$CM1_{i,t}$  y  $CM2_{i,t}$  = Coeficientes de distribución del Fondo de Impuestos Especiales de Producción y Servicios del Municipio  $i$  en el año que se efectúa el cálculo.

$C_{i,13}$  = La participación del Fondo a que se refiere este artículo que el Municipio  $i$  recibió en el año 2013.

$\Delta FIEPS_{13,t}$  = Crecimiento del Fondo de Impuestos Especiales de Producción y Servicios, del año para el cual se realiza el cálculo respecto al Fondo de Impuestos Especiales de Producción y Servicios 2013.

$NH_i$  = Número de Habitantes del Municipio  $i$ , de acuerdo a la última información que hubiere dado a conocer el Instituto Nacional de Estadística y Geografía para el Municipio de que se trate.

$\sum$  = Es la suma sobre todos los Municipios de la variable que le sigue.

$i$  = Cada Municipio.

$RP_{i,t-2}$  = Recaudación de ingresos de gestión del Municipio  $i$  en el segundo año inmediato anterior para el que se efectúa el cálculo.

Considerando al coeficiente  $CM2_{i,t}$  como incentivo recaudatorio.

Las cifras de las variables que se utilizaron para el cálculo de este Fondo se muestran en el Anexo 1.

Los montos estimados y coeficientes de distribución se muestran en el Anexo 3.

**Artículo 4.** El Fondo del Impuesto Sobre Automóviles Nuevos (FISAN) asciende a \$15,619,788.20 (Quince millones seiscientos diecinueve mil setecientos ochenta y ocho pesos 20/100 M.N.) y se distribuirá a los municipios conforme a la fórmula establecida en el artículo 6B de la Ley de Coordinación Fiscal para el Estado de Oaxaca.

**Fórmula:**

“2020, Año de la pluriculturalidad de los pueblos indígenas y afroamericano”



COMISIÓN PERMANENTE  
DE HACIENDA

ASUNTO: DICTAMEN.

EXPEDIENTE: 1300

$$C_{i,t} = C_{i,13} + \Delta F_{ISAN13,t} (0.5 CM1_{i,t} + 0.5 CM2_{i,t})$$

$$CM1_{i,t} = \frac{NH_i}{\sum NH_i}$$

$$CM2_{i,t} = \frac{RP_{i,t-2}}{\sum RP_{i,t-2}}$$

Dónde:

$C_{i,t}$  = Monto de participación que del Fondo del Impuesto Sobre Automóviles Nuevos, corresponde al Municipio  $i$  en el año para el cual se efectúa el cálculo.

$CM1_{i,t}$  y  $CM2_{i,t}$  = Coeficientes de distribución del Fondo del Impuesto Sobre Automóviles Nuevos del Municipio  $i$  en el año que se efectúa el cálculo.

$C_{i,13}$  = La participación del Fondo a que se refiere este artículo que el Municipio  $i$  recibió en el año 2013.

$\Delta F_{ISAN13,t}$  = Crecimiento del Fondo del Impuesto Sobre Automóviles Nuevos, del año para el cual se realiza el cálculo respecto al Fondo Municipal de Participaciones 2013.

$NH_i$  = Número de Habitantes del Municipio  $i$ , de acuerdo a la última información que hubiere dado a conocer el Instituto Nacional de Estadística y Geografía para el Municipio de que se trate.

$\sum$  = Es la suma sobre todos los Municipios de la variable que le sigue.

$i$  = Cada Municipio.

$RP_{i,t-2}$  = Recaudación de ingresos de gestión del Municipio  $i$  en el segundo año inmediato anterior para el que se efectúa el cálculo.

Considerando al coeficiente  $CM2_{i,t}$  como incentivo recaudatorio.

Las cifras de las variables que se utilizaron para el cálculo de este Fondo se muestran en el Anexo 1.

“2020, Año de la pluriculturalidad de los pueblos indígenas y afroamericano”



COMISIÓN PERMANENTE  
DE HACIENDA

ASUNTO: DICTAMEN.

EXPEDIENTE: 1300

Los montos estimados y coeficientes de distribución se muestran en el Anexo 3.

**Artículo 5.** El Fondo de Compensación del Impuesto Sobre Automóviles Nuevos (FOCOISAN) asciende a \$6,967,646.40 (Seis millones novecientos sesenta y siete mil seiscientos cuarenta y seis pesos 40/100 M.N.) y se distribuirá a los municipios conforme a la fórmula establecida en el artículo 6C de la Ley de Coordinación Fiscal para el Estado de Oaxaca.

**Fórmula:**

$$C_{i,t} = C_{i,13} + \Delta FOCOISAN_{13,t} (0.5 CM1_{i,t} + 0.5 CM2_{i,t})$$

$$CM1_{i,t} = \frac{NH_i}{\sum NH_i}$$

$$CM2_{i,t} = \frac{RP_{i,t-2}}{\sum RP_{i,t-2}}$$

*Donde:*

*C<sub>i,t</sub> = Monto de participación que del Fondo de Compensación del Impuesto Sobre Automóviles Nuevos, corresponde al Municipio i en el año para el cual se efectúa el cálculo.*

*CM1<sub>i,t</sub> y CM2<sub>i,t</sub> = Coeficientes de distribución del Fondo de Compensación del Impuesto Sobre Automóviles Nuevos del Municipio i en el año que se efectúa el cálculo.*

*C<sub>i,13</sub> = La participación del Fondo a que se refiere este artículo que el Municipio i recibió en el año 2013.*



“2020, Año de la pluriculturalidad de los pueblos indígenas y afroamericano”



COMISIÓN PERMANENTE  
DE HACIENDA

ASUNTO: DICTAMEN.

EXPEDIENTE: 1300

$\Delta\text{FOCOISAN}_{13,t}$  = Crecimiento del Fondo de Compensación del Impuesto Sobre Automóviles Nuevos, del año para el cual se realiza el cálculo respecto al Fondo Municipal de Participaciones 2013.

$NH_i$  = Número de Habitantes del Municipio  $i$ , de acuerdo a la última información que hubiere dado a conocer el Instituto Nacional de Estadística y Geografía para el Municipio de que se trate.

$\Sigma$  = Es la suma sobre todos los Municipios de la variable que le sigue.

$i$  = Cada Municipio.

$RPit-2$  = Recaudación de ingresos de gestión del Municipio  $i$  en el segundo año inmediato anterior para el que se efectúa el cálculo.

Considerando al coeficiente  $CM2$   $it$  como incentivo recaudatorio.

Las fórmulas anteriormente señaladas no serán aplicables al evento de que en el año de cálculo el monto de Fondo de que se trate sea inferior al observado en el año 2013. En tal supuesto la distribución se realizará en función de la cantidad efectivamente generada en el año de cálculo y de acuerdo al factor de garantía 2013 de cada municipio.

En virtud de que el monto estimado a recibir en la Entidad es menor al garantizado 2013, la distribución se realizará conforme al coeficiente del factor de la garantía 2013 de cada municipio, de acuerdo con lo establecido en el segundo párrafo del artículo 6C de la Ley de Coordinación Fiscal para el Estado de Oaxaca.

El coeficiente del factor de la garantía 2013 del FOCOISAN se indica en el Anexo 2.

Los montos estimados y coeficientes de distribución se muestran en el Anexo 4.



COMISIÓN PERMANENTE  
DE HACIENDA

ASUNTO: DICTAMEN.

EXPEDIENTE: 1300

**Artículo 6.** El Fondo de Fiscalización y Recaudación (FOFIR), asciende a \$179,916,011.40 (Ciento setenta y nueve millones novecientos dieciséis mil once pesos 40/100 M.N.) y se distribuirá a los municipios conforme a la fórmula establecida en el artículo 6D de la Ley de Coordinación Fiscal para el Estado de Oaxaca.

**Fórmula:**

$$C_{i,t} = C_{i,13} + \Delta FOFIR_{13,t} (0.5 CM1_{i,t} + 0.5 CM2_{i,t})$$

$$CM1_{i,t} = \frac{NH_i}{\sum NH_i}$$

$$CM2_{i,t} = \frac{RP_{i,t-2}}{\sum RP_{i,t-2}}$$

*Dónde:*

$C_{i,t}$  = Monto de participación que del Fondo de Fiscalización y Recaudación, corresponde al Municipio  $i$  en el año para el cual se efectúa el cálculo.

$CM1_{i,t}$  y  $CM2_{i,t}$  = Coeficientes de distribución del Fondo de Fiscalización y Recaudación del Municipio  $i$  en el año que se efectúa el cálculo.

$C_{i,13}$  = La participación del Fondo a que se refiere este artículo que el Municipio  $i$  recibió en el año 2013.

$\Delta FOFIR_{13,t}$  = Crecimiento del Fondo de Fiscalización y Recaudación, del año para el cual se realiza el cálculo respecto al Fondo de Fiscalización y Recaudación 2013.

$NH_i$  = Número de Habitantes del Municipio  $i$ , de acuerdo a la última información que hubiere dado a conocer el Instituto Nacional de Estadística y Geografía para el Municipio de que se trate.

$\sum$  = Es la suma sobre todos los Municipios de la variable que le sigue.

$i$  = Cada Municipio.

$RP_{i,t-2}$  = Recaudación de ingresos de gestión del Municipio  $i$  en el segundo año inmediato anterior para el que se efectúa el cálculo.

Considerando al coeficiente  $CM2_{i,t}$  como incentivo recaudatorio.



COMISIÓN PERMANENTE  
DE HACIENDA

ASUNTO: DICTAMEN.

EXPEDIENTE: 1300

Las cifras de las variables que se utilizaron para el cálculo de este Fondo se muestran en el Anexo 1.

Los montos estimados y coeficientes de distribución se muestran en el Anexo 4.

**Artículo 7.** De conformidad con el artículo 6E de la Ley de Coordinación Fiscal para el Estado de Oaxaca, la participación que efectivamente reciba el Estado del Impuesto Sobre la Renta que se cause por la enajenación de bienes inmuebles a que se refiere el artículo 126 de la Ley del Impuesto Sobre la Renta, se distribuirá a los municipios en una proporción del 20% dentro de los cinco días siguientes a aquel en que el Estado las reciba, con base en los coeficientes determinados para la distribución del Fondo General de Participaciones, señalados en el artículo 6 de la citada Ley.

**Artículo 8.** Fondo de Fomento Municipal (FFM), asciende a \$1,365,134,663.00 (Mil trescientos sesenta y cinco millones ciento treinta y cuatro mil seiscientos sesenta y tres pesos 00/100 M.N.) y se distribuirá a los municipios, conforme a la fórmula establecida en el artículo 7 de la Ley de Coordinación Fiscal para el Estado de Oaxaca.

**Fórmula:**

$$F_{i,t} = F_{i,13} + \Delta FFM_{13,t} (0.7 CPA_{i,t} + 0.3 CP_{i,t})$$

$$CPA_{i,t} = \frac{\frac{R_{i,t-1}}{R_{i,t-2}} n_i}{\sum \frac{R_{i,t-1}}{R_{i,t-2}} n_i}$$

“2020, Año de la pluriculturalidad de los pueblos indígenas y afroamericano”



COMISIÓN PERMANENTE  
DE HACIENDA

ASUNTO: DICTAMEN.

EXPEDIENTE: 1300

$$CP_{i,t} = \frac{I_{i,t} \cdot nc_i}{\sum I_{i,t} \cdot nc_i}$$
$$I_{i,t} = \min \left\{ \frac{RC_{i,t-1}}{RC_{i,t-2}}, 2 \right\}$$

$F_{i,t}$  = Participación del Fondo de Fomento Municipal que corresponde al Municipio  $i$  para el año que se realiza el cálculo.

$F_{i,13}$  = La participación del Fondo a que se refiere este artículo que el Municipio  $i$  recibió en el año 2013.

$\Delta FFM_{13,t}$  = Crecimiento en el Fondo de Fomento Municipal entre el año 2013 y el año para el que se realiza el cálculo.

$CPA_{i,t}$  = Coeficiente de distribución del Fondo de Fomento Municipal del Municipio  $i$  en el año  $t$  en que se efectúa el cálculo.

$R_{i,t-1}$  = Es la recaudación local de predial y de los derechos de agua del Municipio  $i$  en el año  $t$ , del año inmediato anterior para el que se efectúa el cálculo.

$R_{i,t-2}$  = Es la recaudación local de predial y de los derechos de agua del Municipio  $i$  en el año  $t$ , del año anterior al definido en la variable anterior.

Cuando  $R_{i,t-2}$  sea cero, se tomará este valor como 1, y se dará a  $R_{i,t-1}$  también el valor de 1.

Cuando el resultado de la división de  $R_{i,t-1}$  entre el  $R_{i,t-2}$  sea superior a 2, se tomará este valor como máximo.

$li,t$  = Es el valor mínimo entre el resultado del cociente  $\frac{RC_{i,t-1}}{RC_{i,t-2}}$  y el número 2.

$RC_{i,t}$  = Es la suma de la recaudación del Impuesto predial de los Municipios que hayan convenido con el Estado la coordinación del cobro de dicho impuesto con el Municipio  $i$  en el año  $t$  y que registren un flujo de efectivo.

$ni$  = Es la última información oficial de población que a nivel municipal hubiere dado a conocer el Instituto Nacional de Estadística y Geografía para el Municipio  $i$ .

“2020, Año de la pluriculturalidad de los pueblos indígenas y afroamericano”



COMISIÓN PERMANENTE  
DE HACIENDA

ASUNTO: DICTAMEN.

EXPEDIENTE: 1300

*nci = Es la última información oficial de población que hubiere dado a conocer el Instituto Nacional de Estadística y Geografía de los Municipios que hayan convenido la coordinación del cobro de predial para la entidad i.*

*C<sub>Pi,t</sub> = Es el coeficiente de distribución del 30% del excedente del Fondo de Fomento Municipal con respecto a 2013 del Municipio i en el año t en que se efectúa el cálculo, siempre y cuando el Estado sea el responsable del cobro del impuesto predial a nombre del Municipio.*

*Para que se compruebe la existencia de la coordinación fiscal en el impuesto predial, la Secretaría deberá haber celebrado convenio con el Municipio correspondiente, mismo que deberá ser publicado en el Periódico Oficial del Estado, en el entendido de que la inexistencia o extinción de dicho convenio hará que se deje de ser elegible para la distribución de esta porción del Fondo.*

Las cifras de las variables que se utilizaron para el cálculo de este Fondo se muestran en el Anexo 1.

Los montos estimados y coeficientes de distribución se muestran en el Anexo 4.

**Artículo 9.** Las fórmulas para el cálculo de los Fondos señalados en los artículos 2, 3, 4, 6 y 7; citados anteriormente, no serán aplicables al evento de que, en el año de cálculo, el monto del Fondo que corresponda, sea inferior al observado en el año 2013. En tal supuesto, la distribución se realizará en función de la cantidad efectivamente generada en el año de cálculo y de acuerdo con el factor de garantía 2013 de cada Municipio.

El monto garantizado 2013 para cada Municipio por Fondo y su coeficiente de distribución, se muestra en el Anexo 2.

**Artículo 10.** Fondo de Compensación (FOCO), asciende a \$107,014,958.40 (Ciento siete millones catorce mil novecientos cincuenta y ocho pesos 40/100 M.N.) y se distribuirá entre los municipios conforme a



COMISIÓN PERMANENTE  
DE HACIENDA

ASUNTO: DICTAMEN.

EXPEDIENTE: 1300

la fórmula establecida en el artículo 7A de la Ley de Coordinación Fiscal para el Estado de Oaxaca.

**Fórmula:**

*I. 70% en proporción directa al número de habitantes de cada Municipio con relación al total estatal.*

*II. 30% se distribuirá entre los Municipios mediante la aplicación del coeficiente de participación que se determinará para cada uno de ellos conforme a la siguiente fórmula:*

$$CM_{i,t} = \frac{F_i}{\sum F_i}$$

*CM<sub>i,t</sub> = Factor de participación del Municipio i en el año para el que se efectúa el cálculo.*

*F<sub>i</sub> = (IM<sub>i</sub>) (NH<sub>i</sub>).*

*IM<sub>i</sub> = Índice de Marginación del Municipio i.*

*NH<sub>i</sub> = Número de Habitantes del Municipio i.*

*∑F = Suma de F<sub>i</sub>.*

*i = Cada Municipio.*

*Los índices de marginación de cada Municipio se tomarán de la última información que hubiere dado a conocer el Consejo Nacional de Población; a dichos índices se sumará una constante equivalente al valor absoluto más uno del índice de marginación que sea menor para evitar que aparezcan Municipios con índice de marginación negativo.*

Las cifras de las variables que se utilizaron para el cálculo de este Fondo se muestran en el Anexo 1.

Los montos estimados y coeficientes de distribución se muestran en el Anexo 5.



COMISIÓN PERMANENTE  
DE HACIENDA

ASUNTO: DICTAMEN.

EXPEDIENTE: 1300

**Artículo 11.** Fondo Municipal del Impuesto a las Ventas Finales de Gasolina y Diésel (FOGADI), asciende a \$87,534,698.80 (Ochenta y siete millones quinientos treinta y cuatro mil seiscientos noventa y ocho pesos 80/100 M.N.) y se distribuirá entre los municipios conforme a la fórmula establecida en el artículo 7B de la Ley de Coordinación Fiscal para el Estado de Oaxaca.

**Fórmula:**

*I. 70% en proporción directa al número de habitantes de cada Municipio con relación al total estatal.*

*II. 30% se distribuirá entre los Municipios mediante la aplicación del coeficiente de participación que se determinará para cada uno de ellos conforme a la siguiente fórmula:*

Dónde:

$$CR_{i,t} = \frac{R_{i,t-2}}{\sum R_{i,t-2}}$$

*CR<sub>i,t</sub> = Factor de participación en el Fondo Municipal del Impuesto a las Ventas Finales de Gasolina y Diesel del Municipio i.*

*I = Cada Municipio.*

*R<sub>i,t-2</sub> = Recaudación de Ingresos Propios del Municipio i en el segundo año inmediato anterior para el que se efectúa el cálculo.*

*∑R<sub>i,t-2</sub> = Suma de R<sub>i,t-2</sub>.*

*La información sobre ingresos propios recaudados por los Municipios se integra por impuestos, derechos, productos y aprovechamientos de acuerdo con las cifras de la cuenta pública enterada por cada municipio a la Legislatura del Estado, correspondiente al penúltimo ejercicio en relación con el ejercicio para el que se efectúa el cálculo de las participaciones.*

Las cifras de las variables que se utilizaron para el cálculo de este Fondo se muestran en el Anexo 1.

“2020, Año de la pluriculturalidad de los pueblos indígenas y afroamericano”



COMISIÓN PERMANENTE  
DE HACIENDA

ASUNTO: DICTAMEN.

EXPEDIENTE: 1300

Los montos estimados y coeficientes de distribución se muestran en el Anexo 5.

**Artículo 12.** La Secretaría de Finanzas efectuará la entrega a los municipios de las Participaciones Fiscales Federales 2021, que les correspondan conforme a los plazos y los montos que, la Federación radique al Estado para cada uno de los Fondos y, de acuerdo con los términos previstos en el artículo 8 de la Ley de Coordinación Fiscal para el Estado de Oaxaca. Atendiendo lo establecido la ministración de los recursos citados se realizará bajo el siguiente calendario:

Mes	FISAN	FOCO	FOGADI	FGP		FOCOISAN	FOFIR	FIEPS	FFM
				1RA	2DA				
Enero	15	15	15	18	25	29	29	3-feb	3-feb
Febrero	15	15	15	16	23	2-mar	2-mar	3-mar	3-mar
Marzo	15	15	15	16	23	30	30	5-abr	5-abr
Abril	16	16	16	19	26	30	30	5-may	5-may
Mayo	14	14	14	17	24	31	31	4-jun	4-jun
Junio	15	15	15	16	23	30	30	5-jul	5-jul
Julio	16	16	16	19	26	30	30	4-ago	4-ago
Agosto	16	16	16	16	23	30	30	6-sep	6-sep
Septiembre	15	15	15	17	24	1-oct	1-oct	5-oct	5-oct
Octubre	15	15	15	15	22	29	29	3-nov	3-nov
Noviembre	15	15	15	16	23	30	30	6-dic	6-dic
Diciembre	15	15	15	17	24	31	31	31-dic	31-dic

**Artículo 13.** La distribución de las Participaciones Fiscales Federales se efectuará conforme a los montos y plazos que la Federación realice al Estado, por lo que los cálculos para la distribución de las referidas Participaciones, se harán conforme a estos periodos; de conformidad con el último párrafo, del artículo 5º de la Ley de Coordinación Fiscal para el Estado de Oaxaca, cuando sea aplicable el monto garantizado del





COMISIÓN PERMANENTE  
DE HACIENDA

ASUNTO: DICTAMEN.

EXPEDIENTE: 1300

ejercicio 2013 por lo que respecta a los Fondos establecidos en las fracciones I, II, III, V, VI y VII, del citado artículo, el importe mensual a distribuir para cada Fondo, será aquella que se obtenga de dividir entre doce la cantidad total que cada Municipio recibió por los mismos conceptos en el ejercicio 2013. Para ello será necesario que la operación se realice por cada uno de los Fondos a que se refieren las fracciones señaladas en este párrafo.

**Artículo 14.** Las Autoridades Municipales correspondientes, informarán con oportunidad a la Secretaría de Finanzas del Gobierno del Estado de Oaxaca, la Clave Bancaria Estandarizada (CLABE), número de referencia de las cuentas autorizadas e institución financiera a la cual deben realizarse las transferencias de las Participaciones Fiscales que les correspondan, dicha autorización deberá constar en acta de cabildo, de acuerdo a lo establecido en el artículo 8 segundo párrafo, de la Ley de Coordinación Fiscal para el Estado de Oaxaca.

Recibidos los recursos de los Fondos de Participaciones, así como de los Fondos de Aportaciones en las cuentas bancarias productivas específicas, los municipios deberán registrarlos como ingresos y expedir el Comprobante Fiscal Digital por Internet (CFDI) a favor del Gobierno del Estado de Oaxaca, remitiéndolo en un plazo máximo de diez días naturales contados a partir de su recepción a la Secretaría en los medios electrónicos que haga de conocimiento a los municipios y/o la ventanilla del Departamento de Participaciones Municipales (en este supuesto deberá ser entregado el CFDI en un dispositivo óptico CD y la documentación que se le requiera).

Los montos estimados de cada uno de los Fondos que corresponden a los municipios para el ejercicio fiscal 2021, se muestran los anexos 3, 4 y 5.

“2020, Año de la pluriculturalidad de los pueblos indígenas y afroamericano”



COMISIÓN PERMANENTE  
DE HACIENDA

ASUNTO: DICTAMEN.

EXPEDIENTE: 1300

### TRANSITORIOS.

**Primero.-** Publíquese el presente Decreto en el Periódico Oficial del Gobierno del Estado de Oaxaca.

**Segundo.-** El presente Decreto entrará en vigor el uno de enero de dos mil veintiuno.

**Tercero.-** El dato de la variable de población utilizada en cada una de las fórmulas del presente Decreto, podrá actualizarse una vez que el INEGI dé a conocer los resultados del Censo de Población y Vivienda 2020 y se publicará en el Periódico Oficial del Gobierno del Estado de Oaxaca en apego a lo establecido en el artículo 11 de la Ley de Coordinación Fiscal para el Estado de Oaxaca.

DADO EN LA SALA DE COMISIONES DEL HONORABLE CONGRESO DEL ESTADO. San Raymundo Jalpan, Centro, Oaxaca, ocho de diciembre de dos mil veinte.

COMISIÓN PERMANENTE DE HACIENDA

DIP. MARÍA LILIA ARCÉLICA MENDOZA CRUZ.

PRESIDENTE.

“2020, Año de la pluriculturalidad de los pueblos indígenas y afroamericano”



COMISIÓN PERMANENTE  
DE HACIENDA

ASUNTO: DICTAMEN.

EXPEDIENTE: 1300



DIP. ROCÍO MACHUCA ROJAS.



DIP. GLORIA SÁNCHEZ LÓPEZ.




DIP. FREDIE DELFÍN AVENDAÑO.



DIP. ARSENILO LORENZO MEJÍA  
GARCÍA.

LAS FIRMAS LEGIBLES CONTENIDAS EN ESTA FOJA PERTENECEN AL DICTAMEN EMITIDO POR LA COMISIÓN PERMANENTE DE HACIENDA DE LA SEXAGÉSIMA CUARTA LEGISLATURA DEL HONORABLE CONGRESO DEL ESTADO, EL OCHO DE DICIEMBRE DE DOS MIL VEINTE EN EL EXPEDIENTE 1300

“2020, Año de la pluriculturalidad de los pueblos indígenas y afromexicano”




COMISIÓN PERMANENTE  
DE HACIENDA

ASUNTO: DICTAMEN.  
EXPEDIENTE: 1300

Anexo 1. Variables para el cálculo de los montos estimados y coeficientes de distribución 2021 de las participaciones federales a los municipios del Estado de Oaxaca

Clave	Municipio	Población conforme a la Encuesta Intercensal 2015 (INEGI)	Índice de marginación CONAPO conforme a la encuesta Intercensal 2015	Recaudación de agua y predial 2018	Ingresos totales de cada Municipio 2018	Recaudación de agua y predial 2019	Ingresos totales de cada Municipio 2019
	<b>Totales</b>	<b>3,967,889</b>	<b>352.30</b>	<b>552,467,200.65</b>	<b>1,605,897,133.39</b>	<b>456,619,918.43</b>	<b>1,311,110,117.55</b>
1	ABEJONES	882	1.077	0.00	6,461.71	0.00	1,434.10
2	ACATLAN DE PEREZ FIGUEROA	45,883	0.339	991,956.50	2,369,492.29	855,876.50	2,667,734.83
3	ASUNCION CACALOTEPEC	2,027	0.906	0.00	59,454.38	0.00	5,407.18
4	ASUNCION CUYOTEPEJI	930	-0.165	21,909.00	53,672.00	0.00	973.97
5	ASUNCION IXTALTEPEC	15,105	-0.516	1,758,651.51	6,495,465.27	2,010,279.09	16,453,472.64
6	ASUNCION NOCHITLAN	18,525	-0.213	2,766,958.84	6,387,403.37	2,466,494.68	8,679,924.33
7	ASUNCION OCOTLAN	2,550	1.535	0.00	3,594.48	30,416.29	159,727.00
8	ASUNCION TLACOLULITA	758	-0.201	34,936.00	242,779.03	24,917.70	568,363.03
9	AYOTZINTEPEC	7,102	0.377	68,885.50	998,689.49	0.00	0.00
10	EL BARRIO DE LA SOLEDAD	14,277	-0.805	215,652.50	8,005,022.14	351,685.82	12,397,599.42
11	CALHUALA	1,182	1.061	0.00	44,460.03	0.00	9,163.20
12	CANDELARIA LOXICHA	10,497	1.860	0.00	111,755.34	50.00	811,124.87
13	CIENEGA DE ZIMATLAN	2,953	-0.240	428,408.70	934,697.29	372,681.00	1,229,991.40
14	CIUDAD IXTTEPEC	28,637	-1.072	10,101,130.41	12,966,438.54	10,963,246.68	17,267,363.69
15	COATECAS ALTAS	4,823	1.719	8,451.13	145,976.10	15,364.20	85,466.64
16	COIGOYAN DE LAS FLORES	9,936	3.052	0.00	142,802.00	0.00	182,694.85
17	LA COMPANIA	3,365	1.025	0.00	40,811.49	0.00	49,193.88
18	CONCEPCION BUENAVISTA	803	0.628	56,887.60	242,086.49	30,760.00	93,683.34
19	CONCEPCION PAPALO	2,934	0.867	0.00	30,064.71	0.00	35,114.41
20	CONSTANCIA DEL ROSARIO	3,947	1.447	125,329.25	219,899.86	167,988.20	616,608.78
21	COSOLAPA	15,866	0.035	567,647.64	1,618,662.91	875,277.03	1,923,194.29
22	COSOLTEPEC	716	0.141	145,958.00	513,128.15	201,324.00	600,242.70
23	CUILAPAM DE GUERRERO	21,597	-0.544	1,371,266.62	5,203,134.05	1,139,922.00	3,746,644.25
24	CUYAMECALCO VILLA DE ZARAGOZA	3,643	1.435	17,011.00	187,022.96	13,563.00	24,524.23
25	CHAHUITES	11,413	-0.236	265,265.50	1,957,802.00	265,169.80	4,616,650.77
26	CHALCATONGO DE HIDALGO	9,066	0.433	293,447.00	1,114,500.64	293,756.50	1,629,892.04
27	CHICUIHUITLAN DE BENITO JUAREZ	2,251	1.592	84,769.45	175,851.17	82,427.00	200,368.61
28	HEROICA CIUDAD DE EJUTLA DE CRESPO	20,915	0.436	1,133,028.00	2,212,965.49	1,138,902.76	2,933,263.44
29	ELOXOCHITLAN DE FLORES MAGON	4,135	1.906	13,385.00	125,139.41	15,515.50	134,251.78




**COMISIÓN PERMANENTE  
DE HACIENDA**

**ASUNTO: DICTAMEN.  
EXPEDIENTE: 1300**

**Anexo 1. Variables para el cálculo de los montos estimados y coeficientes de distribución 2021 de las participaciones federales a los municipios del Estado de Oaxaca**

Clave	Municipio	Población conforme a la Encuesta Intercensal 2015 INEGI	Índice de marginación CONAPO conforme a la encuesta intercensal 2015	Recaudación de agua y predial 2018	Ingresos totales de cada Municipio 2018	Recaudación de agua y predial 2019	Ingresos totales de cada Municipio 2019
30	EL ESPINAL	8,575	-1.325	2,945,258.63	10,522,396.70	3,048,413.10	3,048,413.10
31	TAMAZULAPAM DEL ESPIRITU SANTO	7,102	0.863	0.00	774,881.68	0.00	202,622.92
32	FRESNILLO DE TRUJANO	996	1.103	20,431.30	35,949.30	41,073.70	52,186.24
33	GUADALUPE ETLA	2,637	-0.846	203,019.40	590,337.42	173,561.66	929,712.13
34	GUADALUPE DE RAMIREZ	1,172	0.364	223,554.00	226,975.87	190,842.50	192,022.97
35	GUELATAO DE JUAREZ	531	-1.106	620.00	8,602.32	1,800.00	55,716.73
36	GUEVEA DE HUMBOLDT	5,409	0.768	19,100.00	98,922.18	3,250.00	231,241.58
37	MESONES HIDALGO	4,380	1.376	0.00	74,362.87	0.00	84,494.04
38	VILLA HIDALGO	1,917	1.001	0.00	29,806.82	0.00	81,480.57
39	HEROICA CIUDAD DE HUAJUAPAN DE LEON	77,547	-0.698	29,595,800.95	53,201,680.41	20,425,675.05	61,836,708.94
40	HUATUPEC	6,299	2.947	0.00	1,352.38	0.00	0.00
41	HUAUTLA DE JIMENEZ	31,561	1.705	0.00	0.00	0.00	0.00
42	IXTLAN DE JUAREZ	8,268	-0.165	432,262.18	3,001,619.05	227,482.62	3,399,982.61
43	HEROICA CIUDAD DE JUCHITAN DE ZARAGOZA	98,043	-0.646	12,029,361.94	39,253,027.09	10,012,198.73	10,012,198.73
44	LOMA BONITA	42,884	-0.276	2,698,384.88	10,120,372.14	4,170,015.74	12,038,911.48
45	MAGDALENA APASCO	8,303	-1.005	569,743.19	1,750,762.83	532,699.57	1,935,175.57
46	MAGDALENA JALTEPEC	3,149	0.799	349,928.60	1,814,464.50	353,070.00	1,337,237.74
47	SANTA MAGDALENA JICOTLAN	87	-0.594	28,435.50	697,511.20	53,751.00	178,437.37
48	MAGDALENA MIXTEPEC	1,375	1.586	0.00	25,938.63	0.00	29,283.23
49	MAGDALENA OCOTLAN	1,146	0.287	4,580.00	184,735.07	9,510.00	9,540.16
50	MAGDALENA PENASCO	3,381	1.806	0.00	168,477.82	0.00	189,645.43
51	MAGDALENA TEIIPAC	4,563	2.390	12,266.90	293,324.59	10,582.00	391,647.65
52	MAGDALENA TEQUISISTLAN	6,038	0.008	61,307.70	913,259.77	248,988.50	1,229,846.11
53	MAGDALENA TLACOTEPEC	1,220	-0.154	7,591.00	249,007.44	7,662.40	337,412.58
54	MAGDALENA ZAHUATLAN	415	-0.106	112,028.31	180,568.72	116,412.54	193,061.99
55	MARISCALA DE JUAREZ	3,486	0.146	236,328.30	563,909.30	626,872.00	5,755,383.85
56	MARTIRES DE TACUBAYA	1,424	0.681	0.00	0.00	0.00	14,084.13
57	MATIAS ROMERO AVENDANO	39,828	0.285	1,784,237.81	13,553,507.53	2,339,467.37	12,666,697.59
58	MAZATLAN VILLA DE FLORES	13,097	1.865	0.00	145,847.06	0.00	264,736.00
59	MAHUATLAN DE PORFIRIO DIAZ	42,312	0.057	2,813,603.32	6,127,183.13	2,756,637.56	6,701,651.11

“2020, Año de la pluriculturalidad de los pueblos indígenas y afromexicano”




COMISIÓN PERMANENTE  
DE HACIENDA

ASUNTO: DICTAMEN.  
EXPEDIENTE: 1300

Anexo 1. Variables para el cálculo de los montos estimados y coeficientes de distribución 2021 de las participaciones federales a los municipios del Estado de Oaxaca									
Clave	Municipio	Población conforme a la Encuesta Intercensal 2015 INEGI	Índice de marginación CONAPO conforme a la encuesta intercensal 2015	Recaudación de agua y predial 2018	Ingresos totales de cada Municipio 2018	Recaudación de agua y predial 2019	Ingresos totales de cada Municipio 2019	Ingresos totales de cada Municipio 2019	
60	MIXISTLAN DE LA REFORMA	2,585	1.194	0.00	199,436.79	0.00	0.00	0.00	
61	MONJAS	2,722	1.066	156,529.66	449,969.06	57,665.40	57,665.40	514,853.24	
62	NATIVIDAD	475	-0.614	11,176.30	12,188.00	0.00	0.00	0.00	
63	NAZARENO ETLA	3,910	-1.021	58,841.60	511,113.00	0.00	0.00	0.00	
64	NEJAPA DE MADERO	7,365	0.482	286,090.50	684,468.83	247,030.50	247,030.50	455,456.09	
65	XPANTEPEC NIEVES	1,209	1.254	280.00	44,769.00	6,405.00	6,405.00	72,440.50	
66	SANTIAGO NILTEPEC	5,327	0.073	20,306.50	1,085,400.60	88,619.00	88,619.00	787,556.60	
67	OAXACA DE JUAREZ	264,251	-1.520	145,214,499.60	460,902,705.37	61,230,860.00	61,230,860.00	61,230,860.00	
68	Ocotlan de Morelos	21,676	0.050	1,228,902.28	7,784,887.46	1,941,499.94	1,941,499.94	9,080,890.85	
69	LAPE	2,632	1.382	0.00	1,416.96	0.00	0.00	40,587.10	
70	PINOTEPA DE DON LUIS	6,893	0.667	52,249.01	671,062.70	117,966.50	117,966.50	645,381.33	
71	PLUMA HIDALGO	2,871	1.470	18,982.00	292,368.65	11,168.80	11,168.80	50,787.63	
72	SAN JOSE DEL PROGRESO	6,822	1.068	27,645.61	24,549,864.51	31,906.00	31,906.00	41,189,633.48	
73	PUTLA VILLA DE GUERRERO	32,640	0.107	809,161.94	3,239,278.35	1,474,016.00	1,474,016.00	10,378,359.77	
74	SANTA CATARINA QUIQUITANI	482	0.321	0.00	3,358.06	0.00	0.00	1,792.06	
75	REFORMA DE PINEDA	2,723	-0.098	0.00	20,010.00	51,133.50	51,133.50	1,078,810.39	
76	LA REFORMA	3,256	0.268	18,916.50	317,535.18	3,298.00	3,298.00	184,704.00	
77	REYES ETLA	3,757	-0.235	80,098.60	166,244.79	0.00	0.00	53.25	
78	ROJAS DE CUAUHTEMOC	1,095	-0.844	290,771.50	723,407.41	377,667.50	377,667.50	819,517.54	
79	SALINA CRUZ	89,211	-1.134	27,228,745.81	63,348,931.29	23,903,734.54	23,903,734.54	79,122,200.72	
80	SAN AGUSTIN AMATENGO	1,459	0.565	42,329.60	106,242.17	28,370.00	28,370.00	39,889.70	
81	SAN AGUSTIN ATENANGO	1,760	0.774	0.00	23,155.37	4,660.35	4,660.35	99,191.53	
82	SAN AGUSTIN CHAYUCO	4,099	0.464	0.00	64,567.00	0.00	0.00	88,628.72	
83	SAN AGUSTIN DE LAS JUNTAS	9,342	-0.903	486,278.57	2,132,415.06	428,959.43	428,959.43	3,546,645.38	
84	SAN AGUSTIN ETLA	3,984	-1.099	997,277.06	2,438,338.97	1,148,447.67	1,148,447.67	2,733,152.96	
85	SAN AGUSTIN LOXICHA	24,467	2.414	0.00	1,671,866.96	20,264.00	20,264.00	3,145,892.18	
86	SAN AGUSTIN TLACOTEPEC	929	0.349	13,880.00	24,034.66	31,121.00	31,121.00	130,256.01	
87	SAN AGUSTIN YATARENI	4,334	0.070	92,151.99	146,732.40	151,483.90	151,483.90	495,145.71	
88	SAN ANDRES CABECERANUEVA	2,819	1.544	0.00	74,565.97	0.00	0.00	8,872.86	
89	SAN ANDRES DINICUITI	2,112	0.206	0.00	60,646.00	0.00	0.00	17,233.53	


“2020, Año de la pluriculturalidad de los pueblos indígenas y afromexicano”



**COMISIÓN PERMANENTE  
DE HACIENDA**  
**ASUNTO: DICTAMEN.**  
**EXPEDIENTE: 1300**

Anexo 1. Variables para el cálculo de los montos estimados y coeficientes de distribución 2021 de las participaciones federales a los municipios del Estado de Oaxaca									
Clave	Municipio	Población conforme a la Encuesta Intercensal 2015 INEGI	Índice de marginación CONAPO conforme a la encuesta Intercensal 2015	Recaudación de agua y predial 2018	Ingresos totales de cada Municipio 2018	Recaudación de agua y predial 2019	Ingresos totales de cada Municipio 2019		
90	SAN ANDRES HUAXPALTEPEC	6,168	0.192	20,855.00	188,548.66	39,464.25	878,232.37		
91	SAN ANDRES HUAYAPAM	5,336	-1.139	1,250,576.85	3,820,595.58	1,382,150.36	3,402,411.49		
92	SAN ANDRES IXTLAHUACA	1,604	-0.275	218,165.98	503,621.96	126,906.70	300,172.58		
93	SAN ANDRES LAGUNAS	483	-0.092	32,832.20	333,693.42	34,190.00	340,157.57		
94	SAN ANDRES NUXINO	1,756	-0.001	0.00	52,546.00	3,544.00	48,000.50		
95	SAN ANDRES PAXTLAN	4,295	1.651	20,149.35	23,291.78	3,023.20	9,342.55		
96	SAN ANDRES SINAXTLA	716	-0.660	167,449.00	528,486.70	166,376.50	389,544.49		
97	SAN ANDRES SOLAGA	1,671	0.609	15,051.26	134,270.54	11,769.68	143,386.28		
98	SAN ANDRES TEOTILPAM	4,425	1.150	0.00	10,920.91	0.00	10,849.21		
99	SAN ANDRES TEPETLAPA	472	1.323	10,437.00	11,894.00	4,386.00	14,216.73		
100	SAN ANDRES YAA	422	0.926	0.00	2,767.83	0.00	759.66		
101	SAN ANDRES ZABACHE	739	0.941	0.00	385.67	0.00	215.11		
102	SAN ANDRES ZAUTLA	4,409	-0.017	29,444.50	215,863.61	7,358.95	234,917.24		
103	SAN ANTONINO CASTILLO VELASCO	6,009	0.759	307,063.70	3,611,259.16	347,577.50	3,692,587.28		
104	SAN ANTONINO EL ALTO	2,606	0.764	540,352.00	572,273.61	930,409.00	1,038,510.40		
105	SAN ANTONINO MONTE VERDE	7,305	0.410	0.00	332,400.00	0.00	68,491.07		
106	SAN ANTONIO ACUTLA	249	0.519	26,854.00	307,480.00	28,079.00	169,664.75		
107	SAN ANTONIO DE LA CAL	23,038	-0.928	1,718,856.14	4,078,619.21	1,634,374.33	3,583,589.33		
108	SAN ANTONIO HUITEPEC	4,421	1.154	10,040.00	148,402.33	15,995.00	153,039.50		
109	SAN ANTONIO NANAHUATIPAM	1,227	-0.262	0.00	7,632.81	39,616.30	55,805.98		
110	SAN ANTONIO SINCAHUA	1,484	1.391	0.00	242,567.99	0.00	185,471.92		
111	SAN ANTONIO TEPETLAPA	4,245	1.062	400.00	86,640.29	600.00	149,645.54		
112	SAN BALTAZAR CHICHICAPAM	2,494	0.663	0.00	69,887.50	6,800.00	322,623.97		
113	SAN BALTAZAR LOXICHA	2,996	0.259	93,580.00	2,074,621.51	99,700.00	1,432,051.65		
114	SAN BALTAZAR YATZACHIEL BAJO	641	0.568	13,078.81	34,223.37	12,566.25	40,423.76		
115	SAN BARTOLO COYOTEPEC	9,105	-0.896	253,815.96	1,821,250.25	251,668.31	2,517,072.22		
116	SAN BARTOLOME AYAUTLA	4,415	1.730	0.00	160,005.67	0.00	14,146.25		
117	SAN BARTOLOME LOXICHA	2,337	1.360	46,600.00	77,951.69	46,400.00	99,984.92		
118	SAN BARTOLOME QUIALANA	2,476	1.181	568,447.95	2,298,567.73	498,727.08	2,193,772.90		
119	SAN BARTOLOME YUCUANE	386	1.029	0.00	12,885.40	0.00	1,450.64		

“2020, Año de la pluriculturalidad de los pueblos indígenas y afroamericano”




**COMISIÓN PERMANENTE  
DE HACIENDA**  
**ASUNTO: DICTAMEN.**  
**EXPEDIENTE: 1300**

Anexo 1. Variables para el cálculo de los montos estimados y coeficientes de distribución 2021 de las participaciones federales a los municipios del Estado de Oaxaca							
Clave	Municipio	Población conforme a la Encuesta Intercensal 2015 INEGI	Índice de marginación CONAPO conforme a la encuesta intercensal 2015	Recaudación de agua y predial 2018	Ingresos totales de cada Municipio 2018	Recaudación de agua y predial 2019	Ingresos totales de cada Municipio 2019
120	SAN BARTOLOME ZOOZCOCHO	334	0.303	12,729.50	153,815.43	14,223.50	158,204.10
121	SAN BARTOLO SOYALTEPEC	654	0.362	29,220.00	46,539.45	18,090.00	32,856.00
122	SAN BARTOLO YAUTEPEC	636	-0.335	8,193.00	115,020.76	9,912.00	31,708.48
123	SAN BERNARDO MIXTEPEC	2,741	0.742	33,670.00	360,521.35	21,760.00	66,703.50
124	SAN BLAS ATÉMPA	18,406	1.353	460,405.50	2,917,542.19	465,158.98	3,556,651.88
125	SAN CARLOS YAUTEPEC	12,101	0.702	16,922.00	75,737.60	11,260.00	2,414,928.39
126	SAN CRISTÓBAL AMATLÁN	5,148	1.506	1,274.50	159,698.51	360.00	51,060.46
127	SAN CRISTÓBAL AMOLTEPEC	1,004	1.558	0.00	44,922.43	0.00	158,713.21
128	SAN CRISTÓBAL LACHIRIOAG	1,206	0.065	12,426.23	18,157.30	9,657.93	28,124.69
129	SAN CRISTÓBAL SUCHIXTLAHUACA	360	-0.314	559,334.60	956,516.93	966,336.31	1,662,933.02
130	SAN DIONISIO DEL MAR	5,127	0.926	0.00	76,207.25	0.00	202.07
131	SAN DIONISIO OCOTEPEC	10,628	0.533	0.00	206,805.85	0.00	128,431.10
132	SAN DIONISIO OCOTLÁN	1,077	-0.207	184,343.20	3,317,128.12	276,593.00	391,391.81
133	SAN ESTEBAN ATILAHUACA	3,586	1.187	31,391.00	602,724.77	32,171.16	330,078.93
134	SAN FELIPE JALAPA DE DÍAZ	27,979	1.620	99,853.80	1,400,430.53	143,515.00	441,499.46
135	SAN FELIPE TEJALAPAM	7,862	-0.084	0.00	204,451.00	0.00	1,617,607.00
136	SAN FELIPE USILA	11,604	0.307	177,236.30	177,236.30	45,814.00	428,742.10
137	SAN FRANCISCO CAHUACUA	3,379	0.660	346,345.00	877,464.25	81,880.00	2,449,074.09
138	SAN FRANCISCO CAJONOS	440	0.493	3,868.00	11,335.92	4,265.00	14,060.18
139	SAN FRANCISCO CHAPULAPA	2,045	1.370	0.00	144.52	0.00	179.03
140	SAN FRANCISCO CHINDUA	791	0.511	12,400.00	43,329.55	10,540.00	20,595.66
141	SAN FRANCISCO DEL MAR	7,650	0.651	1,016.00	1,639,620.65	120.00	2,376,576.32
142	SAN FRANCISCO HUEHUETLÁN	991	1.222	0.00	31,959.90	0.00	35,383.64
143	SAN FRANCISCO ICHUATAN	8,980	0.096	0.00	6,992.00	280,811.00	2,554,871.12
144	SAN FRANCISCO JALTÉPONGO	949	0.554	0.00	18,048.78	0.00	0.00
145	SAN FRANCISCO LACHIGOLÓ	3,854	-0.548	938,036.41	1,447,354.44	858,074.49	1,791,998.02
146	SAN FRANCISCO LOGUECHE	2,787	1.085	30,248.56	82,143.27	34,456.03	134,899.54
147	SAN FRANCISCO NUXANO	367	0.487	32,670.00	758,423.71	37,522.00	605,379.69
148	SAN FRANCISCO OZOLOTEPEC	1,940	1.247	57,256.60	86,226.84	28,508.20	2,201,337.90
149	SAN FRANCISCO SOLA	1,731	1.271	66,348.00	80,574.84	62,133.00	79,240.61



“2020, Año de la pluriculturalidad de los pueblos indígenas y afromexicano”



COMISIÓN PERMANENTE  
DE HACIENDA


ASUNTO: DICTAMEN.

EXPEDIENTE: 1300

Anexo 1. Variables para el cálculo de los montos estimados y coeficientes de distribución 2021 de las participaciones federales a los municipios del Estado de Oaxaca

Clave	Municipio	Población conforme a la Encuesta Intercensal 2015 INEGI	Índice de marginación CONAPO conforme a la encuesta intercensal 2015	Recaudación de agua y predial 2018	Ingresos totales de cada Municipio 2018	Recaudación de agua y predial 2019	Ingresos totales de cada Municipio 2019
150	SAN FRANCISCO TELIXTLAHUACA	12,884	-0.807	755,972.54	1,478,839.08	43,190.00	489,078.60
151	SAN FRANCISCO TEOPAN	323	0.409	0.00	4,116.08	0.00	6,336.34
152	SAN FRANCISCO TLAPANCINGO	2,109	1.723	0.00	83.52	0.00	5,629.85
153	SAN GABRIEL MIXTEPEC	4,836	0.485	54,916.00	204,981.87	33,457.00	119,582.23
154	SAN ILDEFONSO AMATLAN	2,407	0.543	144,962.23	590,650.53	151,624.28	484,988.55
155	SAN ILDEFONSO SOLA	985	1.547	32,766.50	82,451.58	63,083.68	137,065.52
156	SAN ILDEFONSO VILLA ALTA	3,316	-0.094	19,430.00	158,085.03	34,049.00	288,055.57
157	SAN JACINTO AMILPAS	15,720	-1.589	4,434,872.27	8,233,310.09	3,278,856.09	8,250,950.22
158	SAN JACINTO TLACOTEPEC	2,258	1.025	43,520.24	949,268.78	2,136.00	1,010,690.26
159	SAN JERONIMO COATLAN	5,019	1.266	0.00	921,479.87	0.00	220,335.40
160	SAN JERONIMO SILACAYOAPILLA	1,391	0.183	163,485.57	248,295.38	154,486.25	279,147.12
161	SAN JERONIMO SOSOLA	2,517	0.759	480.00	13,358.33	9,000.00	86,684.32
162	SAN JERONIMO TAVICHE	1,934	1.429	0.00	35,282.48	0.00	5,329.51
163	SAN JERONIMO TECOATL	1,590	1.304	0.00	0.00	0.00	0.00
164	SAN JORGE NUCHITA	2,772	0.872	0.00	46,657.63	0.00	34,651.06
165	SAN JOSE AYUQUILA	1,512	0.736	28,270.90	91,004.40	16,463.70	62,660.60
166	SAN JOSE CHILTEPEC	12,098	0.008	211,690.00	1,486,912.23	493,312.96	1,472,751.13
167	SAN JOSE DEL PENASCO	2,035	1.277	23,662.00	99,168.85	12,399.00	246,732.63
168	SAN JOSE ESTANCIA GRANDE	1,059	0.635	0.00	4,350.59	0.00	13,255.30
169	SAN JOSE INDEPENDENCIA	3,867	2.748	0.00	40,341.41	0.00	86,367.54
170	SAN JOSE LACHIGUIRI	3,251	2.216	17,499.30	34,059.17	24,309.10	157,526.26
171	SAN JOSE TENANGO	18,316	3.808	0.00	1,366,625.59	0.00	3,373,163.61
172	SAN JUAN ACHIUTLA	376	0.104	9,836.08	300,707.34	15,188.55	157,602.51
173	SAN JUAN ATEPEC	1,462	0.537	47,647.34	388,822.86	45,083.30	75,890.33
174	ANIMAS TRUJANO	3,917	-0.946	0.00	1,780.21	0.00	701,442.52
175	SAN JUAN BAUTISTA ATLAHUACA	1,583	0.654	0.00	21,466.49	0.00	25,290.67
176	SAN JUAN BAUTISTA COIXTLAHUACA	2,687	0.811	146,695.50	354,302.50	387,998.20	605,531.25
177	SAN JUAN BAUTISTA CUICATLAN	9,945	0.250	615,060.55	1,898,009.18	640,101.76	1,516,456.09
178	SAN JUAN BAUTISTA GUELAOCHI	6,874	-0.647	0.00	6,576.39	20,959.70	261,914.20
179	SAN JUAN BAUTISTA JAYACATLAN	1,456	0.553	44,450.00	729,949.18	41,780.00	424,975.53

“2020, Año de la pluriculturalidad de los pueblos indígenas y afromexicano”



**COMISIÓN PERMANENTE  
DE HACIENDA**  
**ASUNTO: DICTAMEN.**  
**EXPEDIENTE: 1300**

**Anexo 1. Variables para el cálculo de los montos estimados y coeficientes de distribución 2021 de las participaciones federales a los municipios del Estado de Oaxaca**

Clave	Municipio	Población conforme a la Encuesta Intercensal 2015 (INEGI)	Índice de marginación CONAPO conforme a la encuesta intercensal 2015	Recaudación de agua y predial 2018	Ingresos totales de cada Municipio 2018	Recaudación de agua y predial 2019	Ingresos totales de cada Municipio 2019
180	SAN JUAN BAUTISTA DE SOTO	2,593	0.241	27,506.60	135,375.14	38,887.50	81,981.00
181	SAN JUAN BAUTISTA SUCHITEPEC	440	0.533	60,918.50	106,393.50	105,371.00	156,582.56
182	SAN JUAN BAUTISTA TLAOATZINTEPEC	2,178	0.934	0.00	29,088.96	0.00	26,923.39
183	SAN JUAN BAUTISTA TLACHICHILCO	1,383	1.272	37,203.00	39,603.00	47,217.00	77,632.72
184	SAN JUAN BAUTISTA TUXTPEC	162,511	-0.607	47,622,088.00	118,816,596.47	41,223,051.24	120,168,555.36
185	SAN JUAN CACAHUATEPEC	8,855	0.166	72,042.88	227,869.42	183,837.20	670,299.18
186	SAN JUAN CIENEGUILLA	547	0.232	0.00	9,544.79	0.00	35,570.94
187	SAN JUAN COATZACAPAN	1,808	1.516	0.00	3,853.31	0.00	130.36
188	SAN JUAN COLORADO	10,030	1.103	0.00	28,913.32	0.00	407,397.15
189	SAN JUAN COMALTEPEC	2,870	1.553	2,900.00	661,132.19	1,800.00	1,099,918.08
190	SAN JUAN COTZCOCON	23,686	0.776	203,834.55	1,512,655.10	621,371.92	2,432,221.84
191	SAN JUAN CHICOMEZUCHIL	330	-0.128	10,060.00	13,596.65	8,291.36	11,281.36
192	SAN JUAN CHILATECA	1,494	-0.826	191,717.40	324,787.60	202,558.25	283,156.10
193	SAN JUAN DEL ESTADO	2,592	-0.176	42,907.45	1,037,155.65	19,229.00	1,112,803.80
194	SAN JUAN DEL RIO	1,237	0.260	30,470.00	247,108.07	216,027.00	676,744.15
195	SAN JUAN DIUXI	1,071	1.344	20,615.00	203,898.52	0.00	188,203.91
196	SAN JUAN EVANGELISTA ANALCO	413	-0.243	16,710.10	97,622.66	20,793.60	75,354.32
197	SAN JUAN GUELA VIA	3,212	0.439	179,722.47	1,594,874.81	261,650.00	1,285,205.55
198	SAN JUAN GUICHICOVI	29,364	1.216	487,055.90	5,335,697.98	474,620.80	3,671,457.60
199	SAN JUAN IHUALTEPEC	580	1.195	0.00	4,126.29	0.00	13,259.59
200	SAN JUAN JUQUILA MIXES	3,726	0.973	0.00	58,786.38	0.00	45,567.28
201	SAN JUAN JUQUILA VIJANOS	1,953	0.846	0.00	16,950.26	0.00	790.20
202	SAN JUAN LACHAO	4,677	0.960	21,671.00	246,797.40	11,901.00	213,755.58
203	SAN JUAN LAC HIGALLA	3,277	1.178	0.00	4,100.00	0.00	33,691.18
204	SAN JUAN LAJARCIA	607	0.091	0.00	1,394.76	0.00	788,655.82
205	SAN JUAN LALANA	16,972	1.180	56,105.63	403,725.80	50,086.50	510,540.60
206	SAN JUAN DE LOS CUÉS	2,444	0.366	32,805.00	103,310.99	53,706.53	74,200.20
207	SAN JUAN MAZATLAN	19,163	1.136	91,504.00	1,417,824.18	0.00	1,444,539.33
208	SAN JUAN MIXTEPEC (DTO JUXTLAHUACA)	6,680	1.094	16,405.20	142,297.08	16,869.46	163,946.44
209	SAN JUAN MIXTEPEC (DTONIAHUATLAN)	660	1.397	23,290.10	40,558.48	24,502.50	272,098.71




**COMISIÓN PERMANENTE  
DE HACIENDA**

**ASUNTO: DICTAMEN.  
EXPEDIENTE: 1300**

**Anexo 1. Variables para el cálculo de los montos estimados y coeficientes de distribución 2021 de las participaciones federales a los municipios del Estado de Oaxaca**


Clave	Municipio	Población conforme a la Encuesta Intercensal 2015 INEGI	Índice de marginación CONAPO conforme a la encuesta Intercensal 2015	Recaudación de agua y predial 2018	Ingresos totales de cada Municipio 2018	Recaudación de agua y predial 2019	Ingresos totales de cada Municipio 2019
210	SAN JUAN NUMI	5,747	0.670	0.00	135,253.42	0.00	1,874,719.74
211	SAN JUAN OZOLOTEPEC	2,664	1.624	0.00	35,429.07	0.00	13,252.69
212	SAN JUAN PETLAPA	2,919	1.564	0.00	10,179.45	0.00	0.00
213	SAN JUAN QUIAHUJE	4,286	0.957	0.00	248.78	0.00	8,522.89
214	SAN JUAN QUIOTEPEC	1,979	1.270	5,483.20	154,146.52	6,410.82	159,496.26
215	SAN JUAN SAYULTEPEC	788	-0.373	84,027.00	175,010.02	86,989.88	191,351.05
216	SAN JUAN TABAA	1,280	0.271	0.00	17,466.27	41,390.00	79,741.05
217	SAN JUAN TAMAZOLA	2,877	1.949	9,100.00	410,085.65	0.00	184,700.68
218	SAN JUAN TEITIA	531	0.883	20,343.00	281,727.26	8,657.13	10,396.94
219	SAN JUAN TEITIPAC	2,619	0.875	22,322.52	344,682.66	29,833.99	148,583.38
220	SAN JUAN TEPUXILA	2,639	0.466	46,757.00	452,555.97	102,352.50	602,986.48
221	SAN JUAN TEPOSCOLULA	1,228	0.204	4,194.00	25,104.68	9,473.00	59,621.57
222	SAN JUAN YAEE	1,481	0.046	8,015.39	63,689.26	7,116.24	74,567.14
223	SAN JUAN YATZONA	474	-0.688	7,979.00	229,153.09	11,844.00	77,243.91
224	SAN JUAN YUCUITA	567	-0.360	3,085.00	12,459.13	0.00	0.00
225	SAN LORENZO	6,101	1.453	0.00	0.00	0.00	16,728.86
226	SAN LORENZO ALBARRADAS	2,723	0.401	56,988.00	1,045,713.22	54,879.02	326,429.34
227	SAN LORENZO CACAOTEPEC	15,735	-1.151	2,430,344.00	7,584,817.76	2,845,381.50	7,646,528.11
228	SAN LORENZO CUAUNECUILITLA	807	1.398	0.00	965.70	0.00	38,209.20
229	SAN LORENZO TEXMELUCAN	8,323	1.988	7,936.08	593,648.52	7,520.10	547,710.23
230	SAN LORENZO VICTORIA	942	0.226	74,583.00	296,763.50	69,490.00	216,626.01
231	SAN LUCAS CAMOTILAN	2,961	1.529	0.00	500,824.68	0.00	1,170,461.95
232	SAN LUCAS OJITLAN	20,085	1.249	83,127.50	1,627,400.70	340,179.27	503,796.71
233	SAN LUCAS QUIAVINI	1,736	1.356	0.00	1,098,443.57	0.00	594,398.98
234	SAN LUCAS ZOQUIAPAM	7,250	1.999	0.00	54.10	0.00	0.00
235	SAN LUIS AMATLAN	3,642	1.074	57,016.75	163,761.78	75,124.00	194,852.63
236	SAN MARCIAL OZOLOTEPEC	1,557	2.009	12,108.41	17,782.72	14,173.64	81,730.40
237	SAN MARCOS ARTEAGA	1,422	-0.061	260,606.00	580,277.21	323,079.50	498,223.93
238	SAN MARTIN DE LOS CANSECOS	851	0.096	30,107.80	44,918.61	43,005.04	70,500.97
239	SAN MARTIN HUAMELULPAM	1,010	0.304	9,239.45	338,853.38	6,658.62	367,889.18

“2020, Año de la pluriculturalidad de los pueblos indígenas y afromexicano”



**COMISIÓN PERMANENTE  
DE HACIENDA  
ASUNTO: DICTAMEN.  
EXPEDIENTE: 1300**

Anexo 1. Variables para el cálculo de los montos estimados y coeficientes de distribución 2021 de las participaciones federales a los municipios del Estado de Oaxaca							
Clave	Municipio	Población conforme a la Encuesta Intercensal 2015 INEGI	Índice de marginación CONAPO conforme a la encuesta intercensal 2015	Recaudación de agua y predial 2018	Ingresos totales de cada Municipio 2018	Recaudación de agua y predial 2019	Ingresos totales de cada Municipio 2019
240	SAN MARTÍN ITUNYOSO	2,298	2.348	0.00	0.00	0.00	189.79
241	SAN MARTÍN LACHILA	1,087	0.531	102,292.53	167,989.48	118,755.10	159,991.83
242	SAN MARTÍN PERAS	12,246	2.711	0.00	33,351.71	0.00	489,684.21
243	SAN MARTÍN TLCAJETE	1,821	-0.203	186,294.00	975,826.67	210,801.00	563,777.97
244	SAN MARTÍN TOXPALAN	3,787	0.527	0.00	0.00	0.00	94.24
245	SAN MARTÍN ZACATEPEC	1,265	1.047	4,500.00	20,238.00	0.00	15,772.35
246	SAN MATEO CAJONOS	616	1.157	0.00	17,293.89	0.00	2,416.08
247	CAPULALPAM DE MENDEZ	1,549	-0.986	60,491.39	555,505.56	52,717.81	230,041.77
248	SAN MATEO DEL MAR	14,835	3.174	0.00	1,268,382.24	0.00	928,896.02
249	SAN MATEO YOLOXOCHITLAN	3,614	0.965	0.00	1,148.40	0.00	86,232.80
250	SAN MATEO TLATONGO	1,107	0.162	56,524.75	255,914.13	60,770.25	303,864.59
251	SAN MATEO NEJAPAM	1,144	1.326	0.00	8,121.83	0.00	11,154.41
252	SAN MATEO PENASCO	2,082	1.415	0.00	2,759.23	0.00	31,656.99
253	SAN MATEO PINAS	2,084	1.429	0.00	25,829.11	0.00	20,263.66
254	SAN MATEO RIO HONDO	3,133	0.846	90,228.30	152,766.20	106,521.92	119,019.95
255	SAN MATEO SINDIHUI	2,019	1.259	0.00	10,469.08	0.00	4,234.40
256	SAN MATEO TLAPILTEPEC	224	0.138	23,960.00	101,312.60	26,700.00	177,324.11
257	SAN MELCHOR BETAZA	986	0.943	11,604.30	47,736.70	11,835.70	45,813.75
258	SAN MIGUEL ACHIUTLA	712	0.152	38,414.20	862,926.09	58,525.90	608,043.44
259	SAN MIGUEL AHUEHUETITLAN	2,360	1.759	56,892.50	112,299.63	63,391.50	84,559.14
260	SAN MIGUEL ALOAPAM	2,172	0.664	11,731.78	98,533.65	0.00	6,800.98
261	SAN MIGUEL AMATITLAN	7,549	1.176	0.00	251,949.29	65,960.30	194,467.77
262	SAN MIGUEL AMATITLAN	993	-0.224	18,103.50	291,590.78	18,761.00	212,408.00
263	SAN MIGUEL COATLAN	3,178	1.519	3,605.00	188,904.64	4,525.00	315,290.71
264	SAN MIGUEL CHICAHUA	2,097	1.215	12,342.00	63,104.94	0.00	40,824.77
265	SAN MIGUEL CHIMALAPA	6,817	1.121	0.00	794,927.83	0.00	3,364.08
266	SAN MIGUEL DEL PUERTO	8,362	0.757	136,007.10	484,377.15	36,486.10	57,936.81
267	SAN MIGUEL DEL RIO	244	-0.264	7,527.00	15,148.76	15,212.00	25,797.00
268	SAN MIGUEL EJUTLA	1,014	0.403	167,643.00	237,280.60	167,957.00	239,666.45
269	SAN MIGUEL EL GRANDE	4,109	0.150	0.00	30,427.88	0.00	26,320.55



COMISIÓN PERMANENTE  
DE HACIENDA


ASUNTO: DICTAMEN.

EXPEDIENTE: 1300

Anexo 1. Variables para el cálculo de los montos estimados y coeficientes de distribución 2021 de las participaciones federales a los municipios del Estado de Oaxaca


Clave	Municipio	Población conforme a la Encuesta Intercensal 2015 (INEGI)	Índice de marginación CONAPO conforme a la encuesta intercensal 2015	Recaudación de agua y predial 2018	Ingresos totales de cada Municipio 2018	Recaudación de agua y predial 2019	Ingresos totales de cada Municipio 2019
270	SAN MIGUEL HUAUTLA	1,094	1.604	142,502.14	923,261.32	142,907.64	1,421,964.29
271	SAN MIGUEL MIXTEPEC	2,644	1.606	0.00	11,588.71	0.00	14,539.84
272	SAN MIGUEL PANIXTLAHUACA	6,422	0.577	30,783.50	941,288.64	25,552.50	826,730.68
273	SAN MIGUEL PERAS	3,287	1.606	9,029.08	153,908.93	46,840.00	734,475.98
274	SAN MIGUEL PIEDRAS	1,271	1.285	0.00	0.00	0.00	0.00
275	SAN MIGUEL QUETZALTEPEC	8,119	1.102	0.00	34,981.44	1,980.00	266,821.80
276	SAN MIGUEL SANTA FLOR	702	1.326	5,760.00	120,193.58	2,257.00	22,102.95
277	VILLA SOLA DE VEGA	12,425	1.479	149,580.40	979,179.42	267,059.20	902,687.21
278	SAN MIGUEL SOYALTEPEC	39,680	1.179	563,197.60	2,751,987.85	659,236.10	2,669,435.17
279	SAN MIGUEL SUCHIXTEPEC	2,685	0.675	0.00	51,589.32	0.00	4,570.30
280	VILLA TALEA DE CASTRO	2,279	0.036	29,507.40	384,710.20	39,578.88	380,463.01
281	SAN MIGUEL TECOMATLAN	266	-0.036	25,955.00	140,699.17	29,470.00	146,111.56
282	SAN MIGUEL TENANGO	729	0.746	0.00	13,335.77	0.00	10,479.71
283	SAN MIGUEL TEQUIXTEPEC	997	0.134	77,167.56	657,874.73	79,194.50	738,022.65
284	SAN MIGUEL TILQUIAPAM	3,149	2.189	6,603.30	383,593.65	4,008.00	173,215.70
285	SAN MIGUEL TLACAMAMA	3,662	0.712	17,064.00	182,189.28	6,607.50	115,211.66
286	SAN MIGUEL TLACOTEPEC	3,164	0.789	0.00	1,290,598.24	0.00	5,203.53
287	SAN MIGUEL TULANCINGO	296	0.309	90,125.41	454,574.01	119,115.90	454,332.10
288	SAN MIGUEL YOTAO	593	0.870	0.00	169,670.27	0.00	8,034.90
289	SAN NICOLAS	1,135	0.464	4,895.00	4,895.00	0.00	706.88
290	SAN NICOLAS HIDALGO	975	0.235	68,212.00	73,567.00	35,113.00	35,113.00
291	SAN PABLO COATLAN	4,245	0.515	0.00	11,852.87	0.00	81,511.95
292	SAN PABLO CUATRO VENADOS	1,411	1.097	2,515.00	109,322.95	1,841.20	70,108.94
293	SAN PABLO ETILA	15,993	-1.455	4,227,375.50	8,814,858.39	5,812,133.50	11,774,056.99
294	SAN PABLO HUITZO	7,024	-0.980	257,890.51	1,530,882.92	400,640.67	1,829,757.00
295	SAN PABLO HUIXTEPEC	9,313	-0.624	778,173.14	1,895,870.61	1,145,769.26	2,475,648.18
296	SAN PABLO MACUILTANGUIS	890	0.487	44,210.00	93,381.42	16,327.00	56,570.36
297	SAN PABLO TUALTEPEC	2,504	1.333	53,400.00	129,762.38	38,450.00	96,407.40
298	SAN PABLO VILLA DE MITLA	12,511	0.076	1,295,259.86	3,569,909.57	1,345,202.30	3,966,649.51
299	SAN PABLO YAGANIZA	1,063	0.339	0.00	1,945.54	0.00	0.00

“2020, Año de la pluriculturalidad de los pueblos indígenas y afro mexicano”



COMISIÓN PERMANENTE  
DE HACIENDA  
ASUNTO: DICTAMEN.  
EXPEDIENTE: 1300

Anexo 1. Variables para el cálculo de los montos estimados y coeficientes de distribución 2021 de las participaciones federales a los municipios del Estado de Oaxaca							
Clave	Municipio	Población conforme a la Encuesta Intercensal 2015 INEGI	Índice de marginación CONAPO conforme a la encuesta intercensal 2015	Recaudación de agua y predial 2018	Ingresos totales de cada Municipio 2018	Recaudación de agua y predial 2019	Ingresos totales de cada Municipio 2019
300	SAN PEDRO AMUZGOS	6,664	0.715	0.00	60,837.46	0.00	116,106.27
301	SAN PEDRO APOSTOL	1,505	0.339	336,516.91	1,139,954.31	280,104.76	727,048.97
302	SAN PEDRO ATOVAC	4,539	1.314	0.00	32,541.88	0.00	38,645.10
303	SAN PEDRO CAJONOS	1,089	0.366	540.00	10,667.26	0.00	997.94
304	SAN PEDRO COXCATLATEPEC-CANTAROS	735	1.647	60.00	181,987.86	0.00	168,563.07
305	SAN PEDRO COMITANCILLO	4,234	-0.850	7,207.00	627,908.40	122,870.00	1,074,363.42
306	SAN PEDRO EL ALTO	3,551	1.516	0.00	3,739.29	0.00	114,970.06
307	SAN PEDRO HUAMELULA	10,014	0.321	8,936.94	84,379.91	100.00	1,579,131.60
308	SAN PEDRO HUILOTEPEC	3,146	0.586	13,520.00	401,642.13	128,848.00	638,221.55
309	SAN PEDRO IXCATLAN	11,653	1.996	41,381.60	540,498.03	62,532.00	464,500.38
310	SAN PEDRO IXTLHUACA	8,561	0.700	270,633.00	626,879.28	271,294.00	556,224.65
311	SAN PEDRO JALTEPETONGO	545	1.253	3,950.00	215,570.67	12,900.00	180,773.22
312	SAN PEDRO JICAYAN	12,387	1.454	0.00	254,954.67	0.00	168,479.44
313	SAN PEDRO JOCOTIPAC	779	0.913	0.00	11,765.96	0.00	6,027.91
314	SAN PEDRO JUCHATEONGO	1,561	0.009	0.00	455,682.35	10,380.00	602,838.22
315	SAN PEDRO MARTIR	1,694	2.067	16,567.55	147,794.02	19,198.50	186,114.09
316	SAN PEDRO MARTIR QUIECHAPA	693	0.223	14,085.00	47,064.45	32,747.00	82,350.85
317	SAN PEDRO MARTIR YUCUXACO	1,239	0.405	118,047.00	428,459.63	108,597.80	554,472.70
318	SAN PEDRO MIXTEPEC (DTO JUQUILA)	48,336	-0.557	30,156,887.67	51,003,372.89	35,349,201.03	59,806,692.45
319	SAN PEDRO MIXTEPEC (DTO MAHUATLAN)	1,074	0.811	0.00	4,451.06	0.00	4,269.63
320	SAN PEDRO MOLINOS	668	0.595	0.00	1,542.02	0.00	13,501.73
321	SAN PEDRO NOPALA	720	0.708	89,595.00	104,507.30	3,535.00	51,719.66
322	SAN PEDRO OCOPEATILLO	790	1.502	0.00	1,429.87	0.00	418.57
323	SAN PEDRO OCOTEPEC	2,098	0.651	0.00	63,362.54	0.00	30,229.15
324	SAN PEDRO POCHUTLA	47,476	0.450	1,302,613.08	12,204,343.04	1,382,454.20	8,546,529.38
325	SAN PEDRO QUIATONI	10,810	1.144	0.00	781,695.10	0.00	1,208,678.15
326	SAN PEDRO SOCHIPAM	5,134	1.484	73,476.84	778,657.97	22,526.00	582,784.04
327	SAN PEDRO TAPANATEPEC	15,152	0.208	299,477.62	1,333,287.54	938,255.98	7,802,274.17
328	SAN PEDRO TAVICHE	1,208	1.639	0.00	30,307.15	0.00	0.00
329	SAN PEDRO TEOZACUALCO	1,225	1.096	7,050.00	33,659.95	0.00	20,448.23




COMISIÓN PERMANENTE  
DE HACIENDA

ASUNTO: DICTAMEN.  
EXPEDIENTE: 1300

Anexo 1. Variables para el cálculo de los montos estimados y coeficientes de distribución 2021 de las participaciones federales a los municipios del Estado de Oaxaca							
Clave	Municipio	Población conforme a la Encuesta Intercensal 2015 INEGI	Índice de marginación CONAPO conforme a la encuesta intercensal 2015	Recaudación de agua y predial 2018	Ingresos totales de cada Municipio 2018	Recaudación de agua y predial 2019	Ingresos totales de cada Municipio 2019
330	SAN PEDRO TEUTILA	4,232	0.764	0.00	57,648.08	0.00	177,904.08
331	SAN PEDRO TIDÁA	873	0.800	15,858.00	1,547,467.68	21,998.00	1,657,585.04
332	SAN PEDRO TOPILTEPEC	343	0.260	7,360.00	391,139.36	14,810.00	23,682.64
333	SAN PEDRO TOTOLAPAM	2,626	-0.271	11,027.65	1,728,586.63	420,507.88	2,434,293.40
334	VILLA DE TUTUTEPEC DE MELCHOR OCAMPO	46,152	0.333	195,833.22	2,894,430.07	921,509.43	6,252,864.04
335	SAN PEDRO YANERI	910	0.497	0.00	85,198.00	0.00	734.10
336	SAN PEDRO YOLOX	1,698	1.030	104,983.42	1,258,395.57	48,047.96	512,760.40
337	SAN PEDRO Y SAN PABLO AYUTLA	4,813	1.703	0.00	691,628.25	0.00	1,279,430.89
338	VILLA DE ETILA	10,737	-0.935	769,517.02	2,677,842.53	1,205,480.31	5,420,265.03
339	SAN PEDRO Y SAN PABLO TEPOSICOLUILA	4,016	-0.250	308,556.32	727,948.02	299,871.47	448,123.78
340	SAN PEDRO Y SAN PABLO TEQUITEPEC	1,680	0.386	200.00	60,760.00	0.00	58,101.22
341	SAN PEDRO YUCUNAMA	236	-0.299	20,350.00	128,736.06	26,374.90	684,177.12
342	SAN RAYMUNDO JALPAN	3,336	-0.972	740,814.31	1,406,465.77	760,193.00	1,798,757.16
343	SAN SEBASTIAN ABASOLO	1,933	0.141	195,225.10	531,088.63	112,768.00	534,010.02
344	SAN SEBASTIAN COATLAN	2,678	0.219	27,519.17	253,227.02	22,677.65	289,991.29
345	SAN SEBASTIAN IXCAPA	4,072	0.445	2,391.00	116,062.68	3,841.00	141,212.13
346	SAN SEBASTIAN NICANANDUITA	1,441	0.820	0.00	501,070.70	0.00	454,146.50
347	SAN SEBASTIAN RIO HONDO	3,587	0.407	31,435.80	261,023.16	18,338.00	299,338.00
348	SAN SEBASTIAN TECOMAXTLAHUACA	8,352	0.832	460,134.38	878,449.38	437,340.05	754,682.75
349	SAN SEBASTIAN TEITIPAC	1,967	0.618	0.00	62,589.51	0.00	1,056.00
350	SAN SEBASTIAN TUILA	18,195	-1.788	2,373,186.80	7,900,081.17	2,105,279.25	5,604,016.88
351	SAN SIMON ALMOLONGAS	2,820	0.743	38,819.45	201,284.79	44,505.50	289,751.31
352	SAN SIMON ZAHUATLAN	3,526	2.155	0.00	10,253.24	0.00	17,498.60
353	SANTA ANA	2,153	0.096	33,990.00	187,151.18	19,090.00	67,244.60
354	SANTA ANA ATEXTLAHUACA	516	1.815	7,520.00	37,794.90	12,725.80	39,543.99
355	SANTA ANA CUAUHTEMOC	727	1.318	1,300.00	1,300.00	0.00	0.00
356	SANTA ANA DEL VALLE	2,067	0.068	0.00	10,372.20	0.00	448,478.04
357	SANTA ANA TAVELA	762	-0.019	18,809.00	380,353.75	12,923.76	163,598.91
358	SANTA ANA TLAPACOYAN	1,950	0.196	146,929.50	639,386.75	204,197.20	463,420.27
359	SANTA ANA YARENI	918	0.729	44,738.92	1,518,717.55	93,480.67	381,823.56

“2020, Año de la pluriculturalidad de los pueblos indígenas y afroamericano”



COMISIÓN PERMANENTE  
DE HACIENDA

ASUNTO: DICTAMEN.

EXPEDIENTE: 1300

Anexo 1. Variables para el cálculo de los montos estimados y coeficientes de distribución 2021 de las participaciones federales a los municipios del Estado de Oaxaca

Clave	Municipio	Población conforme a la Encuesta Intercensal 2015 INEGI	Índice de marginación CONAPO conforme a la encuesta intercensal 2015	Recaudación de agua y predial 2018	Ingresos totales de cada Municipio 2018	Recaudación de agua y predial 2019	Ingresos totales de cada Municipio 2019
360	SANTA ANA ZEGACHE	3,773	0.610	114,390.00	199,634.60	196,574.54	484,834.58
361	SANTA CATALINA QUIERI	871	0.701	13,734.28	17,768.90	16,790.00	56,380.18
362	SANTA CATARINA CUXTLA	1,427	0.429	70,374.70	619,911.17	81,270.48	380,044.88
363	SANTA CATARINA IXTEPEJI	2,572	-0.001	4,200.00	69,518.28	29,500.00	138,705.71
364	SANTA CATARINA JUQUILA	15,987	0.431	347,943.10	1,389,470.90	181,013.00	370,529.08
365	SANTA CATARINA LACHATÁO	1,068	0.095	20,397.00	36,713.00	6,517.00	21,125.49
366	SANTA CATARINA LOXICHA	3,905	1.146	79,535.50	992,139.12	100,036.50	575,161.55
367	SANTA CATARINA MECHOACAN	4,460	1.253	0.00	85,617.17	0.00	5,489.31
368	SANTA CATARINA MINAS	1,930	0.244	28,296.50	394,793.00	18,319.60	186,586.60
369	SANTA CATARINA QUIANE	1,931	-0.118	39,188.70	710,066.56	21,199.60	489,125.25
370	SANTA CATARINA TAYATA	663	-0.107	33,911.80	308,661.27	32,241.70	367,853.10
371	SANTA CATARINA TICUA	1,031	0.728	134,872.00	202,265.13	112,704.00	200,578.40
372	SANTA CATARINA YOSONOTU	1,556	1.521	0.00	29,951.09	0.00	38,180.02
373	SANTA CATARINA ZAPOQUILA	366	0.694	0.00	9,027.00	300.00	15,832.76
374	SANTA CRUZ ACATEPEC	1,548	2.174	0.00	0.00	0.00	0.00
375	SANTA CRUZ AMILPAS	12,814	-1.218	2,331,649.93	4,792,353.03	2,442,927.22	5,881,599.79
376	SANTA CRUZ DE BRAVO	356	0.761	20,692.45	53,188.95	26,722.43	54,761.41
377	SANTA CRUZ ITUNDUJUA	11,616	1.144	11,343.00	1,036,322.00	33,577.00	1,207,524.46
378	SANTA CRUZ MIXTEPEC	3,425	0.477	56,842.50	105,646.38	90,296.62	152,692.77
379	SANTA CRUZ NUNDACO	2,921	1.321	0.00	333,145.45	0.00	113,318.35
380	SANTA CRUZ PAPALUTLA	2,127	0.511	80,201.00	365,760.33	81,140.00	326,360.36
381	SANTA CRUZ TACACHE DE MINA	2,675	-0.176	680,761.00	680,761.00	0.00	4,553.88
382	SANTA CRUZ TACAHUA	1,116	1.450	36,500.00	161,421.08	0.00	3,454.64
383	SANTA CRUZ TAYATA	583	0.710	21,301.40	78,205.22	18,522.80	87,586.50
384	SANTA CRUZ XITLA	4,754	1.455	43,484.00	193,651.63	65,845.50	246,404.22
385	SANTA CRUZ XOXOCOTLAN	93,188	-0.979	17,153,788.47	52,570,967.29	15,909,563.50	57,427,938.19
386	SANTA CRUZ ZENONTEPEC	18,512	2.059	423,702.50	2,504,984.75	399,826.80	2,921,685.82
387	SANTA GERTRUDIS	2,914	0.201	124,019.38	332,463.59	156,728.90	247,628.74
388	SANTA INES DEL MONTE	2,372	1.205	0.00	40,570.00	0.00	12,696.69
389	SANTA INES YATZECHÉ	952	1.428	47,855.50	79,674.91	54,805.21	160,893.74






**COMISIÓN PERMANENTE  
DE HACIENDA**  
**ASUNTO: DICTAMEN.**  
**EXPEDIENTE: 1300**

Anexo 1. Variables para el cálculo de los montos estimados y coeficientes de distribución 2021 de las participaciones federales a los municipios del Estado de Oaxaca									
Clave	Municipio	Población conforme a la Encuesta Intercensal 2015 INEGI	Índice de marginación CONAPO conforme a la encuesta Intercensal 2015	Recaudación de agua y predial 2018	Ingresos totales de cada Municipio 2018	Recaudación de agua y predial 2019	Ingresos totales de cada Municipio 2019		
390	SANTA LUCIA DEL CAMINO	49,459	-1.558	4,664,156.81	26,930,466.02	4,738,613.79	30,694,209.87		
391	SANTA LUCIA MIAHUATLAN	3,361	2.334	10,218.75	48,789.63	8,585.00	29,497.79		
392	SANTA LUCIA MONTEVERDE	6,398	2.020	0.00	114,461.74	0.00	196,726.41		
393	SANTA LUCIA OCOTLAN	3,855	0.808	92.00	263,970.00	32,937.00	310,958.80		
394	SANTA MARIA ALOTEPEC	2,766	0.370	0.00	27,979.24	0.00	45,715.90		
395	SANTA MARIA APAZCO	1,720	1.654	0.00	31,973.03	0.00	8,878.67		
396	SANTA MARIA LA ASUNCION	3,237	2.367	0.00	74,461.93	0.00	56,064.90		
397	HEROICA CIUDAD DE TLAXIACO	39,945	-0.184	818,442.16	6,682,724.84	3,115,359.15	9,954,896.99		
398	AYOQUEZCO DE ALDAMA	4,418	0.665	433,790.10	2,998,086.55	504,001.80	1,540,165.23		
399	SANTA MARIA ATZOMPA	34,115	-0.904	5,399,543.80	12,722,213.41	6,386,708.32	14,313,324.49		
400	SANTA MARIA CAMOTLAN	1,568	0.327	83,498.00	265,089.16	90,214.80	222,168.30		
401	SANTA MARIA COLOTEPEC	24,076	-0.171	1,748,677.77	13,179,661.37	1,654,689.02	11,479,595.24		
402	SANTA MARIA CORTIJO	1,075	0.428	0.00	8,098.25	0.00	15,610.74		
403	SANTA MARIA COYOTEPEC	2,971	-0.531	301,776.00	1,615,601.56	314,721.50	1,937,210.42		
404	SANTA MARIA CHACHOAPAM	733	-0.320	160,143.10	788,183.10	173,091.10	919,977.73		
405	VILLA DE CHILAPA DE DIAZ	2,110	0.232	450,390.50	1,416,210.30	491,679.00	1,111,951.39		
406	SANTA MARIA CHILCHOTLA	20,328	3.130	43,828.47	439,682.90	0.00	402,442.89		
407	SANTA MARIA CHIMALAPA	9,078	2.211	0.00	2,466.63	0.00	2,002.54		
408	SANTA MARIA DEL ROSARIO	482	0.062	43,609.00	193,651.10	37,938.10	196,843.41		
409	SANTA MARIA DEL TULE	8,918	-1.614	4,916,014.75	10,890,425.19	3,996,090.66	22,028,579.83		
410	SANTA MARIA ECATEPEC	3,353	0.142	0.00	22,313.99	0.00	70,420.43		
411	SANTA MARIA GUELACE	813	-0.338	6,785.00	16,637.59	8,127.00	24,453.76		
412	SANTA MARIA GUIENAGATI	3,168	1.736	8,000.00	1,077,288.00	18,090.00	578,298.00		
413	SANTA MARIA HUATULCO	45,680	-0.686	101,603,623.65	146,057,907.79	95,258,362.33	150,872,715.47		
414	SANTA MARIA HUAZOLOTLILAN	11,400	0.618	222,430.00	792,617.65	62,991.20	202,136.01		
415	SANTA MARIA IPALAPA	4,990	0.509	4,100.00	2,150,074.80	18,200.00	54,106.25		
416	SANTA MARIA IXCATLAN	488	0.916	19,582.82	21,682.32	16,863.99	27,916.87		
417	SANTA MARIA JACATEPEC	9,474	0.363	784,446.26	1,544,836.03	191,307.41	820,910.00		
418	SANTA MARIA JALAPADEL MARQUES	13,148	-0.292	180,448.00	1,065,859.72	281,869.06	1,559,261.79		
419	SANTA MARIA JALTANGUIS	499	-0.365	21,980.00	151,503.09	18,360.00	87,702.16		

“2020, Año de la pluriculturalidad de los pueblos indígenas y afromexicano”



**COMISIÓN PERMANENTE  
DE HACIENDA**  
**ASUNTO: DICTAMEN.**  
**EXPEDIENTE: 1300**

**Anexo 1. Variables para el cálculo de los montos estimados y coeficientes de distribución 2021 de las participaciones federales a los municipios del Estado de Oaxaca**

Clave	Municipio	Población conforme a la Encuesta Intercensal 2015 INEGI	Índice de marginación CONAPO conforme a la encuesta intercensal 2015	Recaudación de agua y predial 2018	Ingresos totales de cada Municipio 2018	Recaudación de agua y predial 2019	Ingresos totales de cada Municipio 2019
420	SANTA MARIA LACHIXIO	1,844	1.183	0.00	24,968.54	0.00	10,507.01
421	SANTA MARIA MIXTEQUILLA	4,555	-0.283	180,076.50	888,674.71	152,761.72	994,198.87
422	SANTA MARIA NATIVITAS	585	0.319	80,939.20	281,294.70	74,776.60	617,697.12
423	SANTA MARIA NDUAYACO	466	0.512	0.00	76,381.89	0.00	114,381.65
424	SANTA MARIA OZOLOTEPEC	3,894	1.106	3,575.60	3,575.60	0.00	3,875.74
425	SANTA MARIA PAPALO	2,086	0.595	24,581.00	957,735.47	24,183.20	1,345,497.85
426	SANTA MARIA PENOLES	8,593	1.525	0.00	147,149.85	0.00	400,000.00
427	SANTA MARIA PETAPA	16,518	0.728	489,540.00	649,951.98	15,905.61	399,184.62
428	SANTA MARIA QUIEGOLANI	1,924	1.275	0.00	2,583.66	0.00	25.73
429	SANTA MARIA SOLA	1,471	1.282	0.00	0.00	0.00	0.00
430	SANTA MARIA TATALTEPEC	360	1.431	4,230.00	53,318.14	2,835.00	80,814.64
431	SANTA MARIA TECOMAVACA	1,692	0.405	8,540.56	57,966.93	0.00	17,100.91
432	SANTA MARIA TEMAXCALAPA	901	-0.533	0.00	68,056.87	0.00	166,810.64
433	SANTA MARIA TEMAXCALTEPEC	2,571	2.062	0.00	1,749,115.00	0.00	115,373.78
434	SANTA MARIA TEOPOXCO	4,214	1.172	0.00	63,155.15	0.00	190,495.01
435	SANTA MARIA TEPANTLALI	3,465	1.870	4,125.80	442,497.15	0.00	204,189.95
436	SANTA MARIA TEXCATILAN	981	1.678	0.00	943.06	0.00	0.00
437	SANTA MARIA TLAHUITOLTEPEC	8,922	0.855	0.00	2,953,376.28	0.00	3,416,441.14
438	SANTA MARIA TLALXTAC	1,635	1.344	0.00	17,260.00	0.00	7,805.64
439	SANTA MARIA TONAMECA	25,130	1.174	168,043.34	3,052,935.53	199,093.97	1,690,005.88
440	SANTA MARIA TOLAPILLA	839	0.506	0.00	75,846.87	0.00	74,378.46
441	SANTA MARIA XADANI	8,795	0.368	50,992.00	1,087,275.42	0.00	1,651,242.26
442	SANTA MARIA YALINA	267	-0.435	10,907.76	45,462.23	13,644.88	21,577.49
443	SANTA MARIA YAVESIA	472	-0.297	35,110.22	92,758.56	17,432.63	43,072.94
444	SANTA MARIA YOLOTEPEC	411	0.319	0.00	14,657.84	0.00	20,073.20
445	SANTA MARIA YOSOYUA	1,514	0.838	0.00	3,645.21	0.00	4,256.84
446	SANTA MARIA YUCUHITI	6,048	1.392	92,700.00	606,071.21	94,137.50	1,361,134.15
447	SANTA MARIA ZACATEPEC	16,340	0.721	66,897.00	2,153,833.94	164,540.00	845,148.63
448	SANTA MARIA ZANIZA	2,234	1.720	0.00	172.97	0.00	38,612.85
449	SANTA MARIA ZOQUIILAN	2,939	0.396	117,709.87	622,179.64	68,304.79	593,351.20

“2020, Año de la pluriculturalidad de los pueblos indígenas y fromexicano”




COMISIÓN PERMANENTE  
DE HACIENDA

ASUNTO: DICTAMEN.

EXPEDIENTE: 1300

Anexo 1. Variables para el cálculo de los montos estimados y coeficientes de distribución 2021 de las participaciones federales a los municipios del Estado de Oaxaca

Clave	Municipio	Población conforme a la Encuesta Intercensal 2015 INEGI	Índice de marginación CONAPO conforme a la encuesta Intercensal 2015	Recaudación de agua y predial 2018	Ingresos totales de cada Municipio 2018	Recaudación de agua y predial 2019	Ingresos totales de cada Municipio 2019
450	SANTIAGO AMOLTEPEC	12,683	2.154	0.00	1,431,312.13	0.00	1,200,306.79
451	SANTIAGO APOALA	876	2.243	21,208.00	122,677.39	33,135.00	85,088.91
452	SANTIAGO APOSTÓL	3,995	1.550	87,766.00	460,803.34	100,217.00	200,763.65
453	SANTIAGO ASTATA	3,708	0.037	0.00	961,102.74	0.00	761,758.59
454	SANTIAGO ATITLÁN	2,920	1.141	0.00	421,862.83	0.00	0.00
455	SANTIAGO AYUQUILLA	2,583	1.149	101,192.60	312,432.78	117,112.18	290,895.26
456	SANTIAGO CACALOXTEPEC	1,441	0.608	42,800.00	257,149.34	48,195.00	247,163.63
457	SANTIAGO CAMOTLÁN	3,082	0.963	0.00	630,468.94	0.00	54,064.67
458	SANTIAGO COMALTEPEC	967	0.114	76,868.10	189,107.48	119,473.10	221,094.45
459	SANTIAGO CHAZUMBA	4,371	-0.097	217,119.50	832,564.02	282,960.90	694,035.63
460	SANTIAGO CHOAPAM	4,983	1.120	0.00	3,020.53	0.00	0.00
461	SANTIAGO DEL RÍO	518	1.562	19,100.00	306,184.80	18,680.00	97,252.92
462	SANTIAGO HUAJUOTITLÁN	4,083	-0.130	297,676.50	569,610.94	319,645.00	575,968.95
463	SANTIAGO HUAUCUILLA	529	0.630	45,076.60	170,498.22	67,373.20	200,529.60
464	SANTIAGO HUJTAN PLUMAS	351	0.712	89,771.00	327,565.40	107,252.50	286,656.75
465	SANTIAGO IXCUISTEPEC	1,598	0.688	0.00	24,887.02	0.00	110,323.80
466	SANTIAGO IXTAYUTLA	13,041	2.805	300,000.00	500,903.23	0.00	251,413.24
467	SANTIAGO JAMILTEPEC	19,201	0.160	133,936.03	1,302,449.16	128,150.36	2,015,348.48
468	SANTIAGO JOCOTEPEC	14,135	1.034	76,228.05	873,944.20	32,707.48	329,441.90
469	SANTIAGO JUXTLAHUACA	36,275	0.975	826,296.50	1,562,974.50	328,866.00	1,087,645.26
470	SANTIAGO LACHIGUIRI	4,886	0.585	0.00	1,058,178.10	0.00	259,392.08
471	SANTIAGO LALOPA	498	-0.015	2,383.00	114,416.79	9,067.80	40,631.80
472	SANTIAGO LAOLLAGA	3,326	-0.143	182.50	284,352.21	0.00	273,599.54
473	SANTIAGO LAXOXA	1,292	-0.323	38,856.26	86,397.15	45,920.00	110,790.62
474	SANTIAGO LLANO GRANDE	3,284	0.248	0.00	312.45	3,669.71	21,907.54
475	SANTIAGO MATATLÁN	9,681	0.825	378,837.57	1,442,048.88	441,899.82	1,668,940.51
476	SANTIAGO MILTEPEC	393	-0.012	22,753.00	137,348.98	27,828.50	141,216.46
477	SANTIAGO MINAS	1,445	0.812	0.00	24,835.93	0.00	106,962.09
478	SANTIAGO NACALTEPEC	1,785	0.420	0.00	19,992.17	0.00	1,020.00
479	SANTIAGO NEJAPILLA	202	0.144	1,390.00	10,116.79	2,950.00	13,027.70




COMISIÓN PERMANENTE  
DE HACIENDA

ASUNTO: DICTAMEN.  
EXPEDIENTE: 1300

Anexo 1. Variables para el cálculo de los montos estimados y coeficientes de distribución 2021 de las participaciones federales a los municipios del Estado de Oaxaca									
Clave	Municipio	Población conforme a la Encuesta Intercensal 2015 INEGI	Índice de marginación CONAPO conforme a la encuesta intercensal 2015	Recaudación de agua y predial 2018	Ingresos totales de cada Municipio 2018	Recaudación de agua y predial 2019	Ingresos totales de cada Municipio 2019	Ingresos totales de cada Municipio 2019	
480	SANTIAGO NUNDICHE	877	0.970	0.00	515,408.41	0.00	450,936.00	450,936.00	
481	SANTIAGO NUYOO	1,820	1.743	0.00	629,028.79	0.00	731,087.49	731,087.49	
482	SANTIAGO PINOTEPA NACIONAL	53,148	0.227	4,955,671.24	15,438,186.99	5,189,534.53	17,676,744.07	17,676,744.07	
483	SANTIAGO SUCHILQUITONGO	10,397	-0.404	633,531.00	1,704,803.48	0.00	0.00	0.00	
484	SANTIAGO TAMAZOLA	4,250	0.595	239,545.00	574,897.00	298,101.50	732,870.00	732,870.00	
485	SANTIAGO TAPEXTLA	3,208	1.468	629.30	12,913.90	15,860.00	234,824.15	234,824.15	
486	VILLA TEJUPAM DE LA UNIÓN	2,403	0.384	10,078.30	431,882.02	17,259.00	1,145,389.88	1,145,389.88	
487	SANTIAGO TENANGO	1,995	0.117	205,438.00	1,102,943.44	194,053.00	927,502.59	927,502.59	
488	SANTIAGO TEPETLAPA	114	0.004	30,489.00	67,008.34	16,850.00	201,732.80	201,732.80	
489	SANTIAGO TETEPPEC	4,994	0.683	0.00	6,417.94	0.00	57,238.53	57,238.53	
490	SANTIAGO TEXCALCINGO	3,088	1.027	0.00	51,309.35	0.00	360,287.35	360,287.35	
491	SANTIAGO TEXTITLÁN	4,404	0.498	540,000.00	2,114,410.12	0.00	570,859.75	570,859.75	
492	SANTIAGO TILANTONGO	2,956	1.188	75,560.00	298,689.89	79,209.00	491,821.79	491,821.79	
493	SANTIAGO TILLO	523	-0.207	41,841.00	462,576.06	44,541.00	579,271.04	579,271.04	
494	SANTIAGO TLAZOYALTEPEC	4,662	1.646	0.00	1,262.51	0.00	956.67	956.67	
495	SANTIAGO XANICA	3,101	1.657	0.00	26,658.55	0.00	0.00	0.00	
496	SANTIAGO XIACUI	1,736	-0.657	45,287.66	181,173.02	44,773.67	112,876.83	112,876.83	
497	SANTIAGO YAITEPEC	4,352	1.758	3,653.50	126,795.17	4,558.00	229,475.84	229,475.84	
498	SANTIAGO YAVEO	6,885	1.452	35,656.50	327,435.39	0.00	0.00	0.00	
499	SANTIAGO YOLOMECATL	2,090	-0.616	513,744.60	1,028,340.00	637,210.23	1,195,668.61	1,195,668.61	
500	SANTIAGO YOSONDUA	8,330	0.507	85,619.90	871,342.70	96,559.00	835,069.52	835,069.52	
501	SANTIAGO YUCUYACHI	936	0.273	12,648.61	93,142.72	6,918.00	139,184.72	139,184.72	
502	SANTIAGO ZACATEPEC	5,187	2.081	0.00	9,870.58	0.00	6,747,814.62	6,747,814.62	
503	SANTIAGO ZOCHILA	402	-0.520	68,583.71	1,205,173.85	45,975.50	191,074.06	191,074.06	
504	NUEVO ZOQUIPAM	1,654	0.427	157,207.50	553,918.57	119,882.50	435,324.65	435,324.65	
505	SANTO DOMINGO INGENIO	7,965	-0.618	2,117.00	12,058,765.25	24,976.21	13,013,810.14	13,013,810.14	
506	SANTO DOMINGO ALBARRADAS	755	0.411	13,350.00	30,174.12	11,125.00	13,434.00	13,434.00	
507	SANTO DOMINGO ARMENTA	3,469	0.891	0.00	27,871.00	5,200.00	182,290.26	182,290.26	
508	SANTO DOMINGO CHIHUITÁN	1,486	-0.466	4,443.50	209,824.04	0.00	351,246.68	351,246.68	
509	SANTO DOMINGO DE MORELOS	10,738	1.694	0.00	434,094.46	350.00	384,407.91	384,407.91	

“2020, Año de la pluriculturalidad de los pueblos indígenas y afroamericano”




COMISIÓN PERMANENTE  
DE HACIENDA  
ASUNTO: DICTAMEN.  
EXPEDIENTE: 1300

Anexo 1. Variables para el cálculo de los montos estimados y coeficientes de distribución 2021 de las participaciones federales a los municipios del Estado de Oaxaca

Clave	Municipio	Población conforme a la Encuesta Intercensal 2015 INEGI	Índice de marginación CONAPO conforme a la encuesta Intercensal 2015	Recaudación de agua y predial 2018	Ingresos totales de cada Municipio 2018	Recaudación de agua y predial 2019	Ingresos totales de cada Municipio 2019
510	SANTO DOMINGO IXCATLÁN	652	0.731	0.00	14,542.98	0.00	10,433.14
511	SANTO DOMINGO NUXAA	3,124	1.125	33,906.62	511,323.37	18,325.00	367,494.92
512	SANTO DOMINGO OZOLOTEPEC	870	0.893	0.00	1,352.36	0.00	0.00
513	SANTO DOMINGO PETAPA	9,157	0.294	0.00	2,072,023.66	0.00	9,896.50
514	SANTO DOMINGO ROAYAGA	1,020	1.698	2,145.00	50,169.00	1,744.00	74,926.80
515	SANTO DOMINGO TEHUANTEPEC	64,639	-0.339	6,400,097.12	43,120,860.05	6,268,266.04	41,738,230.90
516	SANTO DOMINGO TECOMULCO	5,093	0.905	0.00	2,038,252.82	5,415.00	285,103.50
517	SANTO DOMINGO TEPUXTEPEC	4,815	1.974	0.00	664.78	0.00	132,331.95
518	SANTO DOMINGO TLATAYAPAM	132	-0.066	19,176.41	165,836.33	29,440.00	217,187.85
519	SANTO DOMINGO TOMALTEPEC	2,988	-0.065	155,405.35	298,226.15	134,771.20	860,877.15
520	SANTO DOMINGO TONALA	6,921	0.254	184,917.09	872,194.79	282,405.29	763,136.21
521	SANTO DOMINGO TONALTEPEC	235	1.070	35,156.00	60,234.24	40,102.00	66,593.30
522	SANTO DOMINGO XAGACIA	1,030	0.907	0.00	13,029.32	0.00	6,448.12
523	SANTO DOMINGO YANHUITLÁN	1,503	-0.121	224,771.50	440,621.78	280,251.34	1,116,250.68
524	SANTO DOMINGO YODOHINO	314	-0.164	62,400.00	77,514.56	78,640.00	88,870.44
525	SANTO DOMINGO ZANATEPEC	12,161	0.054	956,293.35	2,121,603.65	1,046,899.50	3,841,253.06
526	SANTOS REYES NOPALA	17,583	0.760	143,343.00	923,696.25	131,373.00	1,011,630.37
527	SANTOS REYES PAPALO	2,600	0.985	10,360.00	144,459.73	8,600.70	267,475.95
528	SANTOS REYES TEPEJILLO	980	1.197	119,050.00	365,013.36	126,650.00	530,128.81
529	SANTOS REYES YUCUNA	1,380	2.359	0.00	25,994.14	0.00	54,006.56
530	SANTO TOMÁS JALIEZA	3,617	0.636	263,842.10	955,247.61	282,566.50	908,860.15
531	SANTO TOMÁS MAZATEPEC	2,632	-0.261	122,527.30	429,334.42	66,364.00	337,098.16
532	SANTO TOMÁS OCOATEPEC	3,705	1.172	883.00	430,562.77	0.00	318,774.98
533	SANTO TOMÁS TAMAZULAPAN	2,132	0.366	129,968.70	248,915.98	133,072.80	331,176.86
534	SAN VICENTE COATLÁN	3,923	1.520	0.00	691,506.00	0.00	744,530.42
535	SAN VICENTE LACHIXIO	2,961	1.254	0.00	370,494.63	0.00	479,538.22
536	SAN VICENTE NUNU	413	0.062	25,291.50	158,796.57	31,107.90	200,064.82
537	SILACAYOAPAM	6,495	0.386	206,624.83	571,704.63	192,151.41	957,864.82
538	SITIO DE XITLAPEHUA	669	0.517	21,183.50	68,578.19	26,279.00	93,620.48
539	SOLEDAD ETILA	5,591	-0.695	661,914.00	928,800.37	0.00	0.00

“2020, Año de la pluriculturalidad de los pueblos indígenas y fromexicano”



COMISIÓN PERMANENTE  
DE HACIENDA


ASUNTO: DICTAMEN.

EXPEDIENTE: 1300

Anexo 1. Variables para el cálculo de los montos estimados y coeficientes de distribución 2021 de las participaciones federales a los municipios del Estado de Oaxaca

Clave	Municipio	Población conforme a la Encuesta Intercensal 2015 INEGI	Índice de marginación CONAPO conforme a la encuesta Intercensal 2015	Recaudación de agua y predial 2018	Ingresos totales de cada Municipio 2018	Recaudación de agua y predial 2019	Ingresos totales de cada Municipio 2019
540	VILLA DE TAMAZULAPAMDEL PROGRESO	7,707	-0.688	2,139,710.00	3,574,248.14	2,200,349.90	4,047,945.35
541	TANETZE DE ZARAGOZA	1,622	0.291	0.00	84,988.61	0.00	3,312.10
542	TANICHE	825	0.694	105,796.49	114,108.78	60,391.30	71,501.08
543	TATALTEPEC DE VALDES	5,869	1.255	17,190.00	226,212.94	41,060.00	314,401.12
544	TEOCOCUILCO DE MARCOS PEREZ	1,016	0.319	31,503.50	303,195.04	39,751.71	747,743.06
545	TEOTITLAN DE FLORES MAGON	9,876	-0.684	1,007,243.45	2,834,394.68	1,004,012.84	2,670,871.43
546	TEOTITLAN DEL VALLE	5,784	0.548	143,280.42	1,053,700.89	156,130.07	895,025.70
547	TEOTONGO	931	-0.050	161,745.84	513,780.89	96,401.08	538,506.59
548	TEPELMIEME VILLA DE MORELOS	1,607	0.741	84,382.30	1,210,500.45	85,217.00	449,378.23
549	HEROICA VILLA TEZOATLAN DE SEGURAY LUNA, CUNA DE LA INDEPENDENCIA DE OAXACA	11,034	0.498	511,085.88	1,137,575.62	0.00	0.00
550	SAN JERONIMO TLACOCUAHUAYA	5,491	0.219	652,000.99	1,972,538.14	586,656.38	1,816,531.96
551	TLACOLULA DE MATAMOROS	22,545	-0.573	5,509,345.83	18,542,096.77	6,227,776.08	17,455,729.95
552	TLACOTEPEC PLUMAS	438	0.129	60,758.98	73,431.39	104,386.72	127,317.80
553	TLALIXTAC DE CABRERA	10,208	-0.717	2,562,830.67	10,006,403.02	3,094,815.64	11,767,839.87
554	TOTONTEPEC VILLA DE MORELOS	5,361	0.982	0.00	16,629.65	0.00	168,427.35
555	TRINIDAD ZAACHILA	3,032	0.210	0.00	345.81	0.00	174,592.47
556	LA TRINIDAD VISTA HERMOSA	260	0.048	688.90	126,727.31	1,991.40	107,245.90
557	UNION HIDALGO	15,347	-0.817	105,970.00	2,905,715.32	762,545.00	4,265,983.68
558	VALERIO TRUJANO	1,371	0.487	0.00	36,560.83	0.00	2,192.20
559	SAN JUAN BAUTISTA VALLE NACIONAL	22,699	0.145	510,627.98	1,996,667.51	943,910.00	2,743,415.09
560	VILLA DIAZ ORDAZ	6,646	0.679	380,171.05	2,327,338.55	383,655.29	2,851,546.76
561	YAXE	2,789	1.169	78,480.00	527,595.48	56,420.00	342,868.50
562	MAGDALENA YODOCONO DE PORFIRIO DIAZ	1,554	-0.098	34,588.10	227,447.70	43,703.10	336,842.47
563	YOGANA	1,264	1.546	57,050.00	117,003.99	16,580.00	23,194.96
564	YUTANDUCHI DE GUERRERO	1,129	0.929	0.00	0.00	0.00	0.00
565	VILLA DE ZAACHILA	43,279	-0.137	4,249,160.57	12,124,294.60	4,875,964.90	16,691,608.42
566	SAN MATEO YUCUTINDOO	3,010	1.194	0.00	9,037.06	0.00	9,942.01
567	ZAPOTITLAN LAGUNAS	3,142	1.707	258,240.00	286,956.33	316,560.00	417,789.69

“2020, Año de la pluriculturalidad de los pueblos indígenas y afroamericano”



COMISIÓN PERMANENTE  
DE HACIENDA  
ASUNTO: DICTAMEN.  
EXPEDIENTE: 1300

Anexo 1. Variables para el cálculo de los montos estimados y coeficientes de distribución 2021 de las participaciones federales a los municipios del Estado de Oaxaca

Clave	Municipio	Población conforme a la Encuesta Intercensal 2015 INEGI	Índice de marginación CONAPO conforme a la encuesta intercensal 2015	Recaudación de agua y predial 2018	Ingresos totales de cada Municipio 2018	Recaudación de agua y predial 2019	Ingresos totales de cada Municipio 2019
568	ZAPOTITLAN PALMAS	1,431	0.316	83,384.87	183,067.56	94,352.50	203,481.36
569	SANTA INES DE ZARAGOZA	1,616	0.517	58,565.00	75,263.30	60,019.00	84,022.78
570	ZIMATLAN DE ALVAREZ	19,849	0.014	1,720,676.22	6,694,967.56	1,722,803.28	5,824,333.10

Clave	Municipio	FGP			FISAN			FOCOISAN			FOFIR			FFM		
		Monto	Coefficiente de distribución	Coeficiente de distribución	Monto	Coefficiente de distribución	Coeficiente de distribución	Monto	Coefficiente de distribución	Coeficiente de distribución	Monto	Coefficiente de distribución	Coeficiente de distribución	Monto	Coefficiente de distribución	
<b>Totales</b>		2,450,772,293.57	1.00000000000000000000	1.00000000000000000000	10,231,316.36	1.00000000000000000000	15,161,035.47	1.00000000000000000000	176,856,500.28	1.00000000000000000000	1,138,956,706.10	1.00000000000000000000	1,138,956,706.10	1.00000000000000000000		
1	ABEJONES	1,304,385.35	0.00053234411749417	0.00066695778887145	5,800.87	0.0005666972039846953	9,099.56	0.00066001938336966677	71,893.43	0.000615228331501844	637,699.20	0.000559897664752860	637,699.20	0.000559897664752860		
2	ACATLAN DE PEREZ FIGUEROA	18,727,951.56	0.007641653045097590	0.007938298497325660	80,162.40	0.007835003549826700	119,330.63	0.0078707876018003920	919,398.82	0.00786775923348230	7,513,504.40	0.00689863655531320	7,513,504.40	0.00689863655531320		
3	ASUNCION CACALOTEPEC	1,588,010.73	0.000652043739107817	0.000764570829274339	7,006.11	0.000684771123824896	10,768.81	0.000710295152303431	84,472.07	0.000723870086538566	594,787.20	0.000522221078005119	594,787.20	0.000522221078005119		
4	ASUNCION CUYOTEPUL	903,823.99	0.00038879498875808	0.000430708274316965	3,988.47	0.00038766308176380	6,507.47	0.00045512523830311	41,249.47	0.00046502238238885	248,584.30	0.000355778860278733	248,584.30	0.000355778860278733		
5	ASUNCION PICALTEPEC	10,612,839.82	0.00033308865313810	0.00034237277829800	44,536.95	0.00033308865313810	80,820.05	0.00033308865313810	500,523.67	0.00033308865313810	4,523,174.10	0.00033308865313810	4,523,174.10	0.00033308865313810		
6	ASUNCION NOCHIXTLAN	10,800,900.98	0.0004407141784780830	0.0003713662745988550	44,532.72	0.000332530818090910	60,582.73	0.000396566807841070	471,823.69	0.0004037633224088060	5,304,720.70	0.0004657528200691870	5,304,720.70	0.0004657528200691870		

"2020, Año de la pluriculturalidad de los pueblos indígenas y afromexicano"




COMISIÓN PERMANENTE DE HACIENDA  
 ASUNTO: DICTAMEN.  
 EXPEDIENTE: 1300

Clave	Municipio	FGP			FIERS			FISAN			FOCOISAN			FOFOR			FFM		
		Monto	Coefficiente de distribución		Monto	Coefficiente de distribución		Monto	Coefficiente de distribución		Monto	Coefficiente de distribución		Monto	Coefficiente de distribución		Monto	Coefficiente de distribución	
7	ASUNCION OCOILAN	2,285,672.29	0.0009333041513485139	36,742.42	0.001091895016559140	10,018.49	0.0009791895339859223	15,451.24	0.001019141375644470	120,700.56	0.0010326905553044470	1,013,559.40	0.0008989901604311735	0.0010083385430477681	1,013,559.40	0.0008989901604311735			
8	ASUNCION TLACOLULITA	1,055,674.64	0.000429835756681633	16,416.36	0.000487854604748940	4,575.29	0.000447184883082954	6,566.91	0.0004324843340707697	54,811.00	0.0004324843340707697	54,811.00	0.0005364339739980616	0.0002955547107174160	2,004,271.40	0.0005364339739980616			
9	AYOTZINTIPEC	3,169,246.83	0.001293162501597980	43,387.69	0.00128937976214010	13,485.04	0.0013180161630624270	20,696.15	0.001365088165168070	151,393.99	0.0012955547107174160	2,004,271.40	0.0007192471422339631	0.0017848268916583880	2,456,329.60	0.0007192471422339631			
10	EL BARRIO DE LA SOLEDAD	5,933,680.33	0.002421714710257780	82,643.71	0.002455972639917760	25,293.65	0.0024721944582670	37,530.04	0.00247542737327460	287,144.17	0.002455972639917760	2,456,329.60	0.001985491520583650	0.00051252898961416	474,883.20	0.001985491520583650			
11	CALTEJAL	1,100,399.63	0.000494900763101115	18,243.37	0.000547499323979399	4,860.28	0.000475035657667937	7,544.04	0.000497593936259885	59,627.08	0.000497593936259885	59,627.08	0.00041695491520583650	0.0017174338736182880	1,134,360.70	0.00041695491520583650			
12	CANDELARIA LOXICHA	4,152,389.83	0.001694400512399700	61,508.08	0.001827872451404220	17,903.66	0.00174988822942620	26,856.84	0.0017714338736182880	208,588.59	0.00174988822942620	2,456,329.60	0.000792158202148570	0.00134276383339758330	2,041,191.40	0.000792158202148570			
13	CIENEGUA DE ZIMATLAN	3,200,502.65	0.001305816958808370	46,022.68	0.0013676592467944330	13,738.29	0.00134276383339758330	21,224.18	0.00139991626073490	157,480.30	0.00134276383339758330	2,041,191.40	0.000653179257339893810	0.0007406893348008220	7,195,645.20	0.000653179257339893810			
14	CIUDAD XIPEC	19,172,189.49	0.00779883523224000	250,901.11	0.00745671653629000	83,380.44	0.00814757202970350	145,471.28	0.009595075536849700	665,753.98	0.007406893348008220	7,195,645.20	0.00085502878868088	0.001202798299874150	974,159.10	0.00085502878868088			
15	CORTIQUES ALTAS	2,894,830.24	0.00099502949025110	42,483.74	0.001261920406074310	11,759.23	0.0011493388953698990	17,966.89	0.001185070116227090	140,554.80	0.001202798299874150	974,159.10	0.000906686584679142	0.0016444635947672600	892,286.40	0.000906686584679142			
16	COICUAYAN DE LAS FLORES	3,789,352.42	0.00154577630328200	57,065.95	0.00169556367028910	16,384.26	0.00160133328298570	24,743.22	0.00163202765617220	192,174.95	0.0016444635947672600	892,286.40	0.0007834243233983379	0.001840020576292424	596,176.80	0.0007834243233983379			
17	LA COMPANIA	2,054,516.97	0.00083985631814358	32,354.84	0.000961592219783403	8,979.67	0.000871665160876519	13,650.83	0.0009003893932026750	107,222.39	0.0009003893932026750	107,222.39	0.00052441423339638	0.000480020576292424	544,804.80	0.00052441423339638			
18	CONCEPCION BUENAVISTA	1,016,097.61	0.000414603128427694	17,656.10	0.000524859010653499	4,542.64	0.0004339936393960109	7,589.39	0.000505682993647870	58,115.26	0.000480020576292424	544,804.80	0.0007406893348008220	0.000811265178008697	571,543.20	0.0007406893348008220			
19	CONCEPCION PAPAJO	1,807,823.52	0.000737654626152000	28,741.51	0.000854128671032950	7,903.16	0.000772448013717758	12,123.40	0.000799641955524739	94,801.61	0.000811265178008697	571,543.20	0.0005016127282892221	0.000996686584679142	1,924,635.80	0.0005016127282892221			
20	ROSARIO	2,220,144.41	0.00090589383366274	33,479.56	0.00094932141336502	9,596.31	0.000937935028332953	14,242.57	0.000939411944800766	112,846.65	0.000966686584679142	1,924,635.80	0.00166862369345800	0.002855213639977660	2,426,685.60	0.00166862369345800			
21	COXOLAPA	6,154,873.12	0.00251140746150840	92,591.72	0.00251603612760440	26,700.69	0.002609702315938800	43,431.40	0.002686467292015860	310,278.97	0.002655213639977660	2,426,685.60	0.002130627459875790	0.000432696323111349	514,904.20	0.002130627459875790			
22	COXOLTEPEC	1,039,225.91	0.000411799134765750	15,230.20	0.00045260974543999	4,379.66	0.000428064175312042	6,977.79	0.000460244957046684	51,082.04	0.000432696323111349	514,904.20	0.000452084048708652	0.0022689730464783820	3,766,000.70	0.000452084048708652			
23	CUILAPAM DE GUERRERO	6,345,782.56	0.00258929912611620	79,886.62	0.00237403854734020	25,505.15	0.002590590505710020	35,996.88	0.00237430227924840	290,941.19	0.0022689730464783820	3,766,000.70	0.003305555828282860	0.001541700036911690	2,337,998.80	0.003305555828282860			
24	CUYAMECALCO VILLADE	3,903,667.67	0.001592831647494100	48,995.89	0.001456040215414650	16,224.28	0.0015857470738653000	19,318.25	0.001274203870466180	180,157.71	0.001541700036911690	2,337,998.80	0.002052754760104750	0.0015483315126210660	2,742,343.00	0.002052754760104750			
25	CHARUITES	5,256,231.85	0.002144724690984380	50,534.38	0.00150176044447800	21,655.27	0.002116567334840970	27,075.93	0.0017858889238050700	205,063.47	0.0015483315126210660	2,742,343.00	0.002477675518259220	0.00190120079049450	1,298,382.40	0.002477675518259220			
26	CHALCATTONGUE	4,305,490.93	0.001766789482848700	66,673.63	0.001981360205312660	18,725.91	0.001830254252668990	28,484.99	0.001876828022344160	222,156.24	0.00190120079049450	1,298,382.40	0.00119344797982140	0.000719343232378693	1,359,285.60	0.00119344797982140			
27	CHILIHUITLAN DE BENITO JUAREZ	1,734,672.14	0.00077080632866689	28,304.09	0.000841129598844222	7,628.67	0.000745615938849050	11,784.60	0.000775977602505040	92,473.60	0.000719343232378693	1,359,285.60	0.0024972071966387160	0.003880017431410200	2,843,999.80	0.0024972071966387160			
28	HEROICA CIUDAD DE EJUTLA DE CRESPO FLORES MAGÓN	8,980,048.77	0.003664171001753450	134,084.75	0.003984676842768230	38,764.97	0.003788854654659410	57,933.25	0.003821193602502840	453,405.26	0.003880017431410200	2,843,999.80	0.000525084048708652	0.00116503966674710	2,042,868.50	0.000525084048708652			
29	EJUTLA DE CRESPO FLORES MAGÓN	2,755,915.54	0.001124509015884740	40,634.03	0.001207545812401110	11,851.53	0.001169358279656720	16,883.36	0.001113802012566860	138,511.14	0.00116503966674710	2,042,868.50	0.00099866491520583650	0.004753150712890230	1,507,744.70	0.00099866491520583650			
30	EL ESPINAL	14,053,116.73	0.005734158480128300	128,074.11	0.003806055053059260	55,407.12	0.0054154438024808440	48,563.38	0.003203710409522330	48,563.38	0.004753150712890230	1,507,744.70	0.001323734567863650	0.00216648272213520	1,135,993.20	0.001323734567863650			
31	TANCUAPAM DEL ESPERITU SANTO	5,927,667.28	0.002377890143159030	65,372.14	0.001942703042790630	23,778.93	0.002324130204040780	26,987.16	0.001780030490860760	253,167.59	0.00216648272213520	1,135,993.20	0.00099731903233560	0.00053441032000864	636,787.30	0.00099731903233560			
32	PRESNILCO DE TROJANO	1,151,594.00	0.000469873952802711	19,316.80	0.000574046917640286	5,095.38	0.000498033760797890	7,934.16	0.00053325735048219	67,449.32	0.00053441032000864	636,787.30	0.000585857227164864	0.000513918609514290	621,417.60	0.000585857227164864			
33	GUADALUPE IEILA	1,165,474.42	0.00047512192375974	18,467.91	0.000548821945162625	5,140.72	0.0005244462616534	9,691.19	0.000539218996336655	59,970.36	0.000513918609514290	621,417.60	0.000545620476961437	0.00051302030006621	714,444.50	0.000545620476961437			
34	GUADALUPE DE RAMIREZ	1,209,016.68	0.00049326690450129	18,782.90	0.0005581826516932971	5,256.91	0.00051380336562971	7,822.27	0.00051330729000621	62,629.14	0.00053949130617121	714,444.50	0.000627279769430005	0.0002658614311544787	573,595.00	0.000627279769430005			
35	GUATEPE DE JUAREZ	574,855.56	0.0002345683838170	9,334.90	0.0002774110615618806	2,566.78	0.00024784268073365	4,281.24	0.00028304392026807	30,337.62	0.0002658614311544787	573,595.00	0.000503614401600076	0.00114952174225660	751,519.20	0.000503614401600076			
36	GUAYEA DE HUABOLDI	2,334,434.72	0.00115744007146130	38,812.06	0.001163401238411760	11,672.90	0.00110699918662630	16,475.30	0.0010868669288870	134,329.72	0.00114952174225660	751,519.20	0.0008588122222234	0.001022666362520920	120,080.95	0.0008588122222234			
37	MESONES HIDALGO	2,325,082.86	0.00094769741378708	36,102.24	0.001072871894082370	10,113.11	0.000989856216874870	15,504.64	0.001022666362520920	120,080.95	0.001022666362520920	120,080.95	0.00077277636169300	0.0006164400195673984	811,768.70	0.00077277636169300			
38	VILLA HIDALGO	1,392,082.86	0.000566018034010077	21,643.93	0.00064320563479104	6,095.41	0.00059185632896838	9,175.76	0.00060521987929254	72,093.04	0.0006164400195673984	811,768.70	0.000625072679849610	0.000124509015884740	670,418.40	0.000625072679849610			
39	HEROICA CIUDAD DE HUAJAPAN DE LEÓN	52,166,066.12	0.02129779968612800	600,394.71	0.017842289279411900	215,695.00	0.021081642493237100	318,718.87	0.0210222326686804800	2,258,840.00	0.01933003286015900	27,345,8							



"2020, Año de la pluriculturalidad de los pueblos indígenas y afroamericano"




COMISIÓN PERMANENTE  
DE HACIENDA  
ASUNTO: DICTAMEN.  
EXPEDIENTE: 1300

ANEXO 2. Monto garantizado 2013 y coeficientes de distribución del FOP, FIEPS, FISAN, FOCOISAN, FOFIR y FFM

Clave	Municipio	FGP		FIEPS		FISAN		FOCOISAN		FOFIR		FFM	
		Monto	Coefficiente de distribución	Monto	Coefficiente de distribución	Monto	Coefficiente de distribución	Monto	Coefficiente de distribución	Monto	Coefficiente de distribución	Monto	Coefficiente de distribución
41	HUATLA DE JIMENEZ	15,052,195.53	0.006141817242463480	228,070.69	0.006777713322613060	65,152.47	0.00635694593196339550	97,477.96	0.00642850545634339550	766,367.65	0.0065633207810634380	8,039,231.50	0.0070568471108314650
42	IXTLAN DE JUAREZ	4,663,644.87	0.001902928673641300	62,996.75	0.001872112155820890	19,786.94	0.0019336938378743950	29,931.00	0.0019747205533499250	221,233.64	0.001893207810633540	1,428,993.30	0.001254651119008810
43	TEHOACIACIudad DE ZARAGOZA	57,049,833.41	0.023278308457988200	755,922.51	0.0224464202085056200	240,143.03	0.0234711371771755100	320,214.42	0.021120880687929800	2,698,873.83	0.02309962422746800	22,954,617.20	0.020154073528045600
44	JUCHITAN DE BONITA	27,637,885.97	0.01127272749568338600	367,331.41	0.01091620757673100	116,531.11	0.0113884676476127000	160,503.28	0.0105865645945957000	1,307,068.63	0.01118252369873600	15,782,561.20	0.01386570337263000
45	MAGDALENA APASCO	2,894,303.52	0.001180976106191800	35,992.24	0.001083057821931900	12,067.87	0.0011083454728998000	16,427.66	0.0011083454728998000	131,720.21	0.0011127198245456260	2,537,424.40	0.00222784939363370
46	MAGDALENA JALTIEPEC	2,730,534.76	0.001114152778593400	37,078.29	0.001101876707810000	11,619.93	0.0011357218949393900	16,460.71	0.001217647105949000	129,461.76	0.0011074895839124750	1,294,357.80	0.001136441816321080
47	SANTA MAGDALENA JOCOTLAN	541,376.01	0.000220900167437174	9,948.42	0.000295643157004300	2,446.49	0.000239117813770739	4,194.00	0.000276630183004104	30,994.74	0.000265237961030104	358,392.00	0.000314666821122227
48	MAGDALENA MIATEPEC	1,305,447.49	0.00053266701868052	21,776.67	0.000547150362808174	5,762.34	0.00053620612015993	9,912.53	0.000587657607273944	70,381.67	0.00050020939748644	679,331.90	0.000595645023679567
49	MAGDALENA OCOTLAN	1,069,228.98	0.000438282166063881	17,919.50	0.000325245716650740	4,729.80	0.000462846856668626	7,358.61	0.000485363288259924	57,951.21	0.000495917724843683	534,486.90	0.00046927628747566
50	MAGDALENA PENASCO	2,291,788.03	0.000935128812834143	33,919.13	0.0010079955106362540	9,880.30	0.00096691964978004	14,960.66	0.00096673527335751	114,376.88	0.00098391773219976	930,807.80	0.0008724689829171
51	MAGDALENA TEITIPAC	2,519,148.68	0.001027893934489710	38,681.10	0.0011495094216336700	10,932.31	0.00110686514511264710	16,483.00	0.0011087194871569490	129,755.91	0.001107134893288410	1,039,305.70	0.000958406909492789
52	MAGDALENA TEQUISQUIAN	3,546,808.24	0.001447220637066440	35,714.35	0.0011061344734578600	14,854.26	0.001451842507668210	20,979.08	0.001383749818707140	138,948.27	0.001198762162408800	1,392,950.20	0.001223005936808630
53	MAGDALENA TLACOATEPEC	3,836,468.38	0.001483809360859880	65,265.74	0.001939547094748600	18,317.47	0.001594858385744320	25,859.46	0.001705652639237990	205,998.25	0.001762838698227350	2,109,321.80	0.001851976979787660
54	MAGDALENA ZAHUTLAN	818,044.41	0.00033790459499755	13,156.52	0.000390880166801512	3,590.72	0.0003505382898855	5,635.82	0.000377720647920408	43,141.53	0.000369313255664146	493,346.90	0.00043316686076824
55	MARISCALA DE JUAREZ	2,155,495.52	0.000879518848659884	31,202.69	0.000927263031927268	9,239.19	0.00090301942824830	13,354.08	0.000908015830770493	106,999.32	0.00091564733575318	1,186,860.00	0.00104205882431970
56	MARTINES DE ACUBAYA	1,114,118.26	0.000454589847424119	18,383.43	0.000546311402391285	4,913.58	0.0004802491915370457	7,638.65	0.00050383432224247	59,791.18	0.000511663275905841	471,866.40	0.000474297047001688
57	MAYAS ROMERO AVENDANO	24,063,443.32	0.009818718625231550	284,851.66	0.00846510742814920	99,566.69	0.009731562048871770	128,918.87	0.008503302479919680	1,069,370.66	0.009151143498878391	9,370,166.50	0.008226973378193800
58	MAZATLAN VILLA DE FLORES	5,846,779.44	0.002386686866658110	87,640.41	0.002604462567271440	25,267.08	0.0024665682516164130	38,118.78	0.002514258677468190	295,740.99	0.00253080473598160	1,181,200.80	0.001037090766530250
59	MAHUATLAN DE PORFIRIO DIAZ	22,832,442.83	0.009316427678697290	305,035.38	0.009064919126877580	94,081.33	0.009195427713272880	128,713.82	0.00848977678053720	1,071,372.74	0.009168276756851860	11,072,565.00	0.009721700942688720
60	MIXTLAN DE LA REFORMA	1,844,707.36	0.00075270461087958	27,033.87	0.000803381710145313	7,923.90	0.000774475123555866	11,391.18	0.000751345781600546	92,310.79	0.000789949876114628	810,196.90	0.0007113557979260473
61	MONTECITO	2,448,162.43	0.000989935085247880	35,832.82	0.00106186537859190	10,497.22	0.00102989919482890	14,540.15	0.000950072495047233	122,713.88	0.001050724547465510	1,170,367.10	0.001027578218634900
62	NANAYALCO	855,872.15	0.000349225487918857	14,260.56	0.00042378604688994	3,779.20	0.000392754022081149	5,954.50	0.000392754022081149	46,174.39	0.0003931376580207	488,228.40	0.000428663970708196
63	NAZARENO ETILA	1,466,919.50	0.00059553975760499	26,236.51	0.000539847936618360	6,336.13	0.00051928386678935	10,396.47	0.000565736746565731	72,782.71	0.000562383838665370	406,516.80	0.00035692032071511
64	NEAJAPA DE MADRO	3,597,394.55	0.00146786160404810	51,680.92	0.001535832806062930	15,432.14	0.00150832393830230	23,552.94	0.001553517907125680	177,069.55	0.001515273423541580	1,243,485.10	0.0010917566847610
65	OPANTIEPEC NIEVES	1,336,768.77	0.0005454563181824	21,754.19	0.00064848226685925	5,872.83	0.000574006317822724	8,992.65	0.000593142208768637	71,178.96	0.00060114205452972	830,494.60	0.00072817356898881
66	SANTA MARÍA NIETIEPEC	4,710,333.55	0.001707883865857050	52,477.70	0.001595951284053800	17,959.87	0.001705336822561930	25,859.33	0.001705336822561930	187,565.65	0.00160391894374650	3,190,029.50	0.002008349343194880
67	ORACA DE JUAREZ	329,881,520.55	0.139403089765724000	4,942,065.64	0.139479289588674000	1,208,752.19	0.1181423992187749000	1,863,521.35	0.122819250918371000	15,289,600.17	0.130640818163392000	166,988,394.20	0.146615196292701000
68	OCOTLAN DE MORELOS	10,772,521.28	0.004395567863808610	150,807.79	0.004448164540827840	46,010.24	0.004497001096855330	70,424.43	0.0046450938958483860	527,756.41	0.004646932868819750	5,364,868.20	0.004710326715025250
69	LAPA	1,828,934.50	0.0006466170686217	26,236.51	0.000780280437222931	7,143.79	0.000699227847684610	10,948.33	0.000722130035166744	86,174.47	0.0007374389743703	628,677.60	0.00055197673451192
70	PINOYEP DE DON LUIS	2,857,576.26	0.0011683829194264540	41,549.25	0.001240984643283830	12,282.71	0.0012005010413729070	18,168.21	0.0011983488928789740	142,458.58	0.001219098458788900	1,418,432.90	0.001245379118663120
71	PLUMA HIDALGO	3,271,876.26	0.001337356469888030	54,442.32	0.0014178929586201950	14,457.57	0.00141307707654810	22,062.84	0.001455233069335600	176,886.68	0.00151370851242610	2,243,021.90	0.00168365374573030
72	SAN JOSE DEL PROGRESO	2,837,262.72	0.001152529235942240	47,354.32	0.00124308901973010	12,402.96	0.001222214282007090	18,226.77	0.0012221973883008870	142,069.23	0.00121973883008870	792,865.60	0.00098594085353784
73	PUTA VILLA DE GUERRERO	14,127,847.46	0.00576468689888350	194,366.39	0.005776698803841640	60,123.57	0.00587681978583150	90,479.27	0.005867681978583150	677,947.11	0.005801535263120170	5,925,210.60	0.00520231416020170
74	SANTA CATARINA	1,111,331.42	0.00045461720775211	19,951.55	0.000536399888431333	4,369.24	0.00048968921389904	7,832.53	0.00051262362617706	62,357.96	0.0005353623083517706	621,952.20	0.00054572047980847

"2020, Año de la pluriculturalidad de los pueblos indígenas y afromexicano"



COMISIÓN PERMANENTE  
DE HACIENDA  
ASUNTO: DICTAMEN.  
EXPEDIENTE: 1300

Clave	Municipio	FGP		FIERS		FISAN		FOCOISAN		FOFOR		FFM	
		Monto	Coefficiente de distribución	Monto	Coefficiente de distribución	Monto	Coefficiente de distribución	Monto	Coefficiente de distribución	Monto	Coefficiente de distribución	Monto	Coefficiente de distribución
75	QUICQUITANI	3,840,590.04	0.00148543868928310	41,734.97	0.001240656105928550	15,182.23	0.0011483399711310650	18,652.34	0.0012302810408699750	157,614.22	0.00113487843354728220	1,699,278.80	0.00149196686362630
76	REFORMA DE PINEDA	1,946,257.61	0.00079495600035796	28,442.82	0.000845252321964100	8,373.13	0.000878363274491289	12,494.42	0.000824113888659789	97,006.02	0.00030129426711885	1,090,955.30	0.00095765667606367
77	REYES ET LA	1,962,518.72	0.00080077562697559	27,259.66	0.00090971657740519	8,360.51	0.000811749006621080	12,273.98	0.000809573994656346	94,872.97	0.00081187945200876	910,575.20	0.000799497633907659
78	ROJAS DE CUAUTHEMOC	1,232,395.26	0.000502851185118420	17,099.66	0.000507893976184183	5,220.48	0.000510245139020366	6,278.49	0.00045039783866663694	59,985.79	0.000513322651804895	568,544.40	0.000499791993942253
79	SALINA CRUZ	54,219,952.63	0.022123619361736100	621,007.44	0.018454850125422800	227,413.29	0.022227178202002000	360,812.33	0.023198693173095000	2,307,514.51	0.01948565185484000	18,713,828.70	0.016430671872910000
80	SAN AGUSTIN AHATENGO	1,319,824.26	0.00049479270870842	20,202.93	0.000600382574309016	5,382.35	0.000523134033495411	8,348.98	0.000505686653161088	68,470.88	0.000506287332854300	582,706.00	0.00052038392982656
81	SAN AGUSTIN ATENANGO	1,302,439.25	0.00053225640616722	20,523.09	0.0006098680430237	5,693.56	0.00056648353383822	8,637.59	0.000589728561948075	68,004.71	0.00058196585364302	536,989.70	0.000471386858893861
82	SAN AGUSTIN CHAYUCO	2,208,089.27	0.00090015288829030	34,355.64	0.00102096713593410	9,600.29	0.00093832493008998	14,535.82	0.00095876769495840	114,274.38	0.00097190294998765	668,988.60	0.000587367074040808
83	SAN AGUSTIN DE LAS JUNTAS	2,854,420.63	0.001164702050201740	37,869.68	0.001125395667994080	12,041.90	0.001176964876883150	16,978.19	0.00119865892412600	134,629.60	0.00115209337796750	1,496,554.30	0.001133969435847970
84	SAN AGUSTIN EILA	2,105,072.86	0.000858894264743979	28,457.25	0.000786268068665379	8,786.83	0.000859794545637834	12,117.81	0.000799273246897845	96,325.85	0.000824303886905662	885,995.70	0.0007790112266407
85	SAN AGUSTIN LOXICHA	8,049,879.71	0.003294824810622510	114,465.95	0.00340165321008950	34,438.00	0.003365942494314190	51,223.67	0.003378639295718130	394,482.87	0.003375617674921620	1,458,616.80	0.00128056591843182180
86	SAN AGUSTIN TLACOTEPEC	1,022,976.15	0.000417409703047203	16,463.23	0.000489247668643654	4,494.60	0.0004329928311366066	7,157.75	0.000472114852744446	53,926.57	0.000461478651009883	591,991.10	0.000519766112995715
87	SAN ANDRES YATARENI	1,928,469.55	0.00074607897651867	26,426.06	0.000785319556250646	7,843.92	0.000766567947423888	11,596.52	0.000764868971447485	90,543.35	0.000774825106392420	1,470,174.90	0.0007238128228597770
88	SAN ANDRES CABECERA NUEVA	1,958,982.45	0.00079933706322700	31,785.01	0.000944574183821476	8,601.99	0.000840751052688276	13,301.10	0.000877321346484475	104,027.45	0.000890215343853387	879,133.00	0.00077187569793841
89	SAN ANDRES DINCUII	1,343,732.84	0.00054828555818532	21,175.39	0.000629281753107815	5,860.22	0.00057277287444855	8,873.52	0.0005852856541782	70,144.63	0.0006102625888100147	460,963.20	0.000494724075578275
90	SAN ANDRES HUAPALTEPEC	3,027,956.24	0.001235511046025910	41,409.40	0.001230687947197030	12,840.27	0.001254998669239610	18,183.88	0.001199382463549040	145,403.91	0.0012442494575222180	1,310,787.20	0.00115086667994880
91	SAN ANDRES HUAYAMPAM	2,358,166.07	0.000962213452549871	37,312.98	0.0011088652719882210	10,382.49	0.0010747756300467990	19,143.61	0.00126258648660027150	121,526.75	0.001039868577466180	2,335,413.60	0.00205048466356600
92	SAN ANDRES IXTLAHUACA	1,313,556.60	0.00053050260405733	20,953.36	0.000622868351784668	5,766.00	0.000562781933714433	9,184.16	0.0005057129297898931	68,846.68	0.00058817287090261	675,464.30	0.00059305290321715
93	SAN ANDRES LAGUNAS	752,824.97	0.000307166852808	12,163.17	0.00036116303568139	3,302.11	0.00032274537544742	5,118.13	0.000337584463170910	39,846.52	0.00034096676354360	367,516.90	0.000322678651872199
94	SAN ANDRES NUYINO	1,402,182.78	0.00057213915720388	22,037.01	0.00065488703024081	6,116.09	0.000597781338343768	9,310.92	0.00061413283652502	73,083.30	0.000624088273856849	664,285.20	0.000495442809770450
95	SAN ANDRES PAXTLAN	2,379,437.90	0.000970692573713876	36,999.36	0.001099585274817680	10,351.39	0.00101173883581640	19,630.70	0.001030971888066440	123,170.33	0.001054036162872650	1,272,550.40	0.001065415005662470
96	SAN ANDRES SINAXTLA	918,952.95	0.000374964639681549	12,186.55	0.000362755007029312	3,858.35	0.00037711787402896	4,853.48	0.000320128531379771	43,649.07	0.000373527101262222	344,560.80	0.0003025232179850946
97	SAN ANDRES SOLAGA	1,229,302.91	0.00050159875083534	19,586.22	0.00058241204572386	5,380.79	0.000525913574546838	8,275.35	0.0005458330134697905	64,567.43	0.00052536055899502	601,496.90	0.00052811721212000
98	SAN ANDRES TEOTILAPAM	2,362,384.23	0.0009693934607959535	37,038.02	0.001100681028846140	10,305.46	0.001074246735160090	16,065.85	0.001058660263618820	122,692.34	0.001049597918659590	630,992.80	0.00055391494974781
99	SAN ANDRES TEPELAPA	1,251,293.08	0.00051057036968006	22,384.19	0.000656204384071439	5,610.22	0.000605878855687686	8,914.47	0.000605818704181872	70,720.03	0.00060518704181872	715,514.40	0.000628219137889845
100	SAN ANDRES YAA	1,077,005.03	0.000439453583658405	19,121.18	0.000568235651108848	4,820.12	0.000471148354248270	7,609.80	0.0005031937417888663	60,589.27	0.0005184923458721	597,855.20	0.00052502571872848
101	SAN ANDRES ZARACHE	1,186,849.83	0.00048427584709780	20,616.08	0.00061266039696858	5,283.43	0.0005163978782820	8,247.97	0.000544024189440239	68,854.49	0.000560076892866	633,487.10	0.00056617318806196
102	SAN ANDRES ZAULA	1,874,205.50	0.00076474073721625	28,840.97	0.0009784165828363	8,030.15	0.000878485906333850	12,097.83	0.000897955395920626	92,163.95	0.00087869339193153	756,856.70	0.00086647632323451
103	SAN ANTONIO CASTILLO VELASCO	3,352,888.65	0.00136809472620820	55,803.71	0.0016586352280759400	14,983.92	0.001464415383690700	30,159.53	0.001892719042553070	177,164.09	0.001518082449897000	1,989,845.20	0.001746889763840880
104	SAN ANTONIO EL ALTO VERDE	2,317,498.69	0.00094561883668179	31,182.26	0.00092959507688800	9,842.51	0.000961998003108754	15,306.73	0.0010089840743540	108,470.51	0.00093679435264207	1,197,147.80	0.0010510574000189580
105	SAN ANTONIO MONTE VERDE	2,891,822.73	0.00122076732214490	45,105.93	0.00134043384371160	12,941.35	0.001264876410819350	19,529.30	0.001288812442386870	151,871.19	0.001299638351193830	735,350.40	0.00064563076438652
106	SAN ANTONIO ACUTLA	699,880.63	0.000285567392928886	11,539.04	0.000384291264447209	3,085.95	0.000303161880035227	4,841.49	0.0003319337680629789	37,5713.89	0.000321025274447820	363,002.70	0.000371871909557870
107	SAN ANTONIO DE LA CAL	7,862,833.32	0.003126618857791020	86,110.40	0.003258999343514450	31,725.89	0.003100841463618930	47,112.69	0.0032491873861668300	328,965.70	0.0032616857861578390	4,292,010.60	0.00376830727690890
108	SAN ANTONIO HUITEPEC	2,278,632.41	0.000928944864828996	34,329.67	0.001020195384987400	9,848.53	0.00096258672693018	14,726.66	0.00097134822583552	116,648.83	0.0009696658552188890	653,216.50	0.000573527198920412


"2020, Año de la pluriculturalidad de los pueblos indígenas y afromexicano"



COMISIÓN PERMANENTE  
DE HACIENDA  
ASUNTO: DICTAMEN.  
EXPEDIENTE: 1300

Clave	Municipio	FGP			FIERS			FISAN			FOCOISAN			FOFOR			FFM		
		Monto	Coefficiente de distribución	Coefficiente de distribución	Monto	Coefficiente de distribución	Coefficiente de distribución	Monto	Coefficiente de distribución	Coefficiente de distribución	Monto	Coefficiente de distribución	Coefficiente de distribución	Monto	Coefficiente de distribución	Coefficiente de distribución	Monto	Coefficiente de distribución	Coefficiente de distribución
109	SAN ANTONIO NANAHUATIPAM	920,611.53	0.000375641397781170	0.00044630556918220	14,961.86	0.00039491203874002	6,239.61	0.000411555664322853	49,948.23	0.000418874683390010	438,954.20	0.000385402505640835							
110	SAN ANTONIO SINICAHUA	1,531,524.82	0.000624916158498455	0.000725292715252082	24,406.17	0.000653390384262727	6,691.08	0.000654209893552410	80,634.83	0.000690032898989824	634,435.20	0.00055703688187466							
111	SAN ANTONIO TEPETLAPA	2,704,275.37	0.001103438037098990	0.001122448675917670	37,770.50	0.001123620812666320	11,496.12	0.0011038739087739270	131,804.85	0.001172920661719480	1,076,516.20	0.000892497666358762							
112	SAN BALTAZAR CHICHICAPAN	3,674,479.40	0.00149890868872850	0.001796070767103620	60,437.95	0.001580339169572900	16,166.95	0.001625928591014720	197,031.54	0.001686098287452930	2,080,924.90	0.001827044776026190							
113	SAN BALTAZAR LOXICHA	2,193,916.60	0.000895193876549677	0.000927313013573801	31,204.17	0.0009185631987838	14,466.98	0.00095356515295865	107,263.64	0.000917909033279007	1,813,069.70	0.001591888848297390							
114	SAN BALTAZAR YATZACHI EL BAJO	921,282.36	0.000375915119661814	0.000470308938928213	15,825.94	0.000470308938928213	4,098.75	0.000429057107518940	50,684.40	0.000433731967513053	430,231.30	0.00037741574983295							
115	SAN BARTOLO COYOTEPEC	3,226,112.46	0.00131636564883160	0.001231428308898910	41,437.68	0.0013271361682118370	13,578.35	0.001369452642153920	148,386.89	0.001269821439197130	2,105,940.50	0.00184900836236280							
116	SAN BARTOLOME AVAUTLA	2,229,782.08	0.0009092076215631	0.001041383423276840	35,042.65	0.000950862963578000	9,728.58	0.000978927858780225	116,106.86	0.000935584694585423	724,593.60	0.00063610643898932							
117	SAN BARTOLOME LOXICHA	1,810,136.70	0.00065899545495780	0.000766456701764631	25,791.34	0.000689064803718683	7,050.04	0.0007093959759705013	84,883.83	0.000726393344812930	728,468.60	0.000637858887134686							
118	QUILANA	3,696,859.00	0.001508446545482540	0.0014668969748420840	49,430.97	0.001530036748003990	15,654.29	0.001554427030102780	23,564.45	0.001492711169136110	1,471,292.40	0.0012917895756002070							
119	SAN BARTOLOME YUCUAÑE	934,064.40	0.000381130634800677	0.0004968663892110862	16,719.52	0.000410108519017586	4,195.95	0.000463477603218020	52,690.94	0.000450902942835390	538,668.00	0.000472948617901816							
120	SAN BARTOLOME ZOOGOCHO	1,008,448.51	0.00041188963277474	0.000529020811719824	17,801.60	0.00044103226210661	4,512.33	0.000471713165138655	56,517.80	0.000483651312701920	600,512.70	0.000527248047958089							
121	SOYALTEPEC	1,005,920.73	0.00041045050821542	0.000513519517689958	17,279.98	0.000437358189557636	4,474.75	0.000465870556266337	7,063.08	0.000473791014025262	468,946.40	0.00041173297225809							
122	SAN BARTOLO YAUATEPEC	865,193.37	0.000353436903245805	0.000421409583063970	14,180.35	0.00037620674198869	6,057.60	0.0003995551657883610	46,184.08	0.000395220406068278	591,096.10	0.000483860448188927							
123	SAN BERNARDO XIMITEPEC	1,562,921.24	0.00063768208087991	0.000712121043673820	23,962.94	0.00065300768074883	6,786.44	0.000694007413192299	80,032.70	0.00068880168874772	963,889.20	0.000842946631032							
124	SAN BLAS ATEMPÁ	7,394,083.38	0.003017042716663260	0.00289898836759850	97,248.38	0.002953966752719880	47,835.85	0.003155183581224810	344,888.89	0.002951388138858230	2,623,514.80	0.002303438088893920							
125	SAN CARLOS YAUATEPEC	5,441,457.60	0.002220303213202180	0.00231440210427190	77,880.02	0.002274823608327650	23,274.44	0.002215844300773070	268,273.13	0.002295748445895130	2,682,321.20	0.00235508821690430							
126	SAN CRISTOBAL AMAYLAN	2,436,040.96	0.000939889105653114	0.001088765163244450	36,637.05	0.001029547873349110	10,533.63	0.001043018472839250	123,514.22	0.0010589734680402810	1,060,409.10	0.000931035478871669							
127	SAN CRISTOBAL AMOLTEPEC	1,440,506.20	0.00058777643401710	0.00067665563141959	22,776.26	0.000613733343392639	9,168.05	0.000604711337458074	75,536.89	0.00064640725897965	595,528.80	0.00062772201208772							
128	SAN CRISTOBAL LACHIRIOANG	1,188,642.93	0.000485007494624693	0.000595513304501237	20,039.08	0.000516320046302234	5,284.68	0.000592299916012135	8,979.88	0.000549942275862784	64,264.33	0.00066273871827310							
129	SAN CRISTOBAL SIUCHIXTLAHUACA	1,369,677.40	0.000558875930118355	0.00045729960329928	15,388.04	0.000547245320444768	6,716.81	0.000443031087149212	59,356.71	0.000507945297042121	968,344.00	0.000850202641429444							
130	SAN DIONISIO DEL MAR	3,207,515.58	0.001349580847618320	0.001575430659704850	53,013.39	0.00157415821421082810	14,486.74	0.001462060953245830	171,388.34	0.001492328857818820	1,530,815.00	0.00134050209887770							
131	SAN DIONISIO OCOATEPEC	6,192,387.88	0.002526708763287100	0.00247006597588800	92,437.03	0.002613848804115750	26,743.12	0.002672682083248440	312,308.07	0.002672576308154840	2,766,157.70	0.002428676248484694							
132	SAN DIONISIO OCOITAN	1,433,039.02	0.00058726566169738	0.000635786852513719	21,394.22	0.0006046669016411883	6,186.56	0.0006046669016411883	9,158.25	0.000619551753789901	700,865.90	0.00061535760618267							
133	SAN ESTEBAN ATALAHUACA	2,255,975.71	0.000920516245398878	0.001063566827931670	35,789.09	0.001063566827931670	9,872.72	0.001024098941938350	117,927.41	0.001009164310182690	814,701.60	0.000715305152194669							
134	SAN FELIPE ALAPA DE DIAZ	9,670,589.54	0.003905132034527910	0.0039999201616492840	134,573.51	0.00399924859450980	40,848.07	0.003991975420418800	466,055.32	0.0039888270373999420	3,572,037.50	0.00313623641827790							
135	SAN FELIPE TEAPAPPAN	2,550,518.52	0.001799387490270070	0.001799202703188570	37,991.72	0.0017881829161619220	16,913.19	0.0017556856828930	130,391.10	0.001755239001903030	626,007.60	0.00154019610810721							
136	SAN FELIPE USILA	5,133,490.40	0.002064647927148270	0.0020220744851835940	74,280.65	0.0021513803056646500	32,182.10	0.002122886848486000	254,571.30	0.0021785423648953600	3,435,917.30	0.003016723584840680							
137	SAN FRANCISCO CAHUACUA	2,379,113.50	0.00097076073868999	0.001042911793897440	35,084.08	0.001005598898679330	10,288.58	0.0011107186536178320	118,412.68	0.001107186536178320	1,069,995.20	0.000939452039106791							


“2020, Año de la pluriculturalidad de los pueblos indígenas y afroamericano”



COMISIÓN PERMANENTE DE HACIENDA ASUNTO: DICTAMEN. EXPEDIENTE: 1300

Clave	Municipio	FGP		FIEPS		FISAN		FOCOISAN		FOFOR		FFM	
		Monto	Coefficiente de distribución	Monto	Coefficiente de distribución	Monto	Coefficiente de distribución	Monto	Coefficiente de distribución	Monto	Coefficiente de distribución	Monto	Coefficiente de distribución
138	SAN FRANCISCO CAJONOS	772,533.50	0.000315220431545853	13,574.29	0.0004033955079567867	3,457.12	0.000337895914695380	5,683.06	0.000375506015654112	43,030.43	0.0003662330388649334	444,876.70	0.000395060078603727
139	SAN FRANCISCO CHAPULAPA	1,682,313.29	0.000686442104153789	27,829.86	0.000827036621834189	7,420.54	0.000758452156401896	11,498.92	0.000744023604987840	90,449.69	0.000774023604987840	642,348.00	0.0005639792994875499
140	SAN FRANCISCO CHINDUA	765,934.49	0.000312523726504305	12,903.69	0.00038346666027009	3,391.01	0.0003314343806512204	5,319.75	0.0003508883027190292	47,635.96	0.000356293903817078	355,985.60	0.000312523726504305
141	SAN FRANCISCO DEL MAR	3,504,630.99	0.001430010857881400	53,381.09	0.001586357830684770	15,193.19	0.00148496923248430	23,060.17	0.0015210155095868990	178,986.66	0.00153179100480420	1,237,390.90	0.00108642487665610
142	SAN FRANCISCO HUAHUETLÁN	1,078,992.07	0.000440266145015149	18,081.39	0.0005373349876529	4,773.61	0.00046656507724141	7,389.41	0.00048739481778609	58,510.62	0.000500704872686190	480,581.70	0.000421949049885939
143	SAN FRANCISCO IXTUÁN	5,461,358.30	0.00222964742888830	68,716.12	0.001926242060897420	23,384.39	0.002283618243295400	33,987.10	0.0022417400316552220	240,831.69	0.002060910260558330	2,393,175.40	0.002101195827078780
144	JALTEPETONGO	877,637.22	0.00035810630604994	14,510.50	0.000431217241399066	3,874.07	0.00037864824687891	6,243.28	0.00041179773222820	47,029.03	0.0004024651123267325	422,753.00	0.000371175653767898
145	SAN FRANCISCO LACHIGOLÓ	2,933,778.28	0.0009262628938877	29,315.88	0.000871197508413800	9,896.72	0.000961432493521293	16,783.65	0.001107025314968250	104,988.67	0.000989440987871566	925,044.70	0.000812186007838099
146	SAN FRANCISCO LOGUECHE	1,894,275.67	0.00077293093899777	30,364.14	0.00090234933821697	8,305.59	0.00081178117386592	13,016.20	0.0008658529753938488	99,714.70	0.00085308867278140	1,006,914.70	0.000884067808977662
147	SAN FRANCISCO NUXVANO	1,235,900.90	0.00050424589972581	20,138.29	0.000598451622805813	5,433.51	0.0005310585516095176	8,273.48	0.000545707827195858	65,382.72	0.0005597516535237482	771,074.30	0.00067700535851787
148	SAN FRANCISCO OZOLÓTEPEC	1,882,062.57	0.00076794670480794	27,885.50	0.000828690109046804	8,086.48	0.00079036551749880	11,251.97	0.0007421638910469328	95,027.58	0.000813198018037977	898,186.30	0.000786604428480403
149	SAN FRANCISCO SOLA	1,308,220.20	0.00053295394915712	20,495.52	0.00050907649223699	5,709.62	0.00055905331374853	9,093.67	0.0005999093504076845	67,350.09	0.000579643319352181	719,197.70	0.0006314535162939397
150	SAN FRANCISCO TELIXTLAHUACA	4,270,769.83	0.001742822046811620	55,605.06	0.001652448879702860	17,949.10	0.00175432948840090	24,857.10	0.001639538117251150	199,452.61	0.001706816546224650	1,147,290.70	0.001007317217463960
151	SAN FRANCISCO TEOPAN	748,205.55	0.0002995813000176643	12,790.99	0.000380117512511091	3,271.20	0.000319724254914837	5,088.01	0.000356257377028315	40,824.15	0.000349459285086231	360,904.80	0.0003916873150723880
152	TLAPANCIÑO	1,427,267.51	0.000582374590142327	23,076.80	0.000685787090367800	6,259.44	0.000611792244492770	9,656.12	0.000636903729782926	75,634.73	0.000647244522086056	578,884.80	0.000508286827486261
153	SAN GABRIEL MIXTEPEC	2,126,052.59	0.00086750311399005	32,105.55	0.000899301608669065	9,201.04	0.00087143164960130	13,904.84	0.000917143164960130	108,021.68	0.00092339598378282	566,116.80	0.0004970456669192719
154	SAN ILDEFONSO AMATLÁN	1,899,920.04	0.0007523316392566	29,591.09	0.000879376178855634	8,275.36	0.00080882651366859	12,819.84	0.000845578131922588	98,276.67	0.00084100301946194	923,893.80	0.000811175221467874
155	SAN ILDEFONSO SOLA	1,210,215.73	0.00049380944389855	20,627.46	0.000612998656245848	5,371.86	0.00052504843998834	8,392.59	0.00055368315778007	68,322.76	0.00056572393999336	687,948.10	0.000604016022107097
156	SAN ILDEFONSO VILLA ALTA	2,024,088.06	0.000825899050712636	32,418.35	0.00096339952020665	8,889.66	0.000886867669340644	14,519.04	0.00095765469929401	106,163.49	0.000908494514699811	823,845.60	0.000723333552177765
157	SAN JACINTO AMILPAS	8,744,887.68	0.003568271730144500	100,462.90	0.002985516164259140	36,135.79	0.00353188081810830	53,539.65	0.003531397979768160	376,094.78	0.00323554768007480	2,630,066.80	0.002309191919744750
158	SAN JACINTO TLACOTEPEC	1,735,396.99	0.00070810203778803	29,370.81	0.00087282956131070	7,743.74	0.0007666410968485	14,059.47	0.000927423236442706	93,564.89	0.000906691942172931	783,628.80	0.00086802324539320
159	SAN JERÓNIMO COATLÁN	2,558,371.51	0.00104308813868890	37,308.47	0.001108718135316370	10,983.63	0.001073530493818040	16,049.48	0.00105860522616250	127,458.51	0.001090769738771340	880,630.90	0.0007731034848749378
160	SAN JERÓNIMO SILCAYOPILLA	1,426,947.49	0.000582244010895937	20,788.55	0.000617785794281076	6,122.20	0.000598378525752086	8,444.29	0.00063335659431895	71,114.07	0.0006085586850003136	633,641.40	0.00056334930666087
161	SAN JERÓNIMO SOSULA	1,895,381.05	0.00069218227959362	27,357.91	0.000813011040950051	7,436.46	0.00072693218220842	11,416.99	0.00075304817823614	89,719.70	0.000762920916272222	584,377.10	0.00051318884303319
162	SAN JERÓNIMO TAVOCHÉ	1,371,248.47	0.000537483010337605	20,603.41	0.00061228387988859	5,734.22	0.00056045765668555	8,525.32	0.000562310078488973	68,515.18	0.000586318842828779	512,472.00	0.000449946821624784
163	SAN JERÓNIMO TECOATLÁN	1,243,131.26	0.000507316923429422	20,279.61	0.00060266131907099	5,484.15	0.00053406128368822	8,400.73	0.00055410018423748	66,273.65	0.000567137040366887	1,068,285.40	0.000955514282851274
164	SAN JORGE NUCHITA	1,724,984.43	0.000703857487013423	26,980.72	0.000802099395745163	7,520.64	0.000735084804206890	11,474.60	0.000756848044323862	89,574.91	0.000766537674434884	598,023.60	0.000525067894952443
165	SAN JOSÉ AXIQUILLA	1,314,167.26	0.0005362256912883	21,072.95	0.000626237479458223	5,750.99	0.000582209678945877	8,614.05	0.000568170276458661	69,409.45	0.00059971662738624	890,977.40	0.00078227593827426
166	SAN JOSÉ CHILETEPEC	4,824,361.47	0.0019686061428920	71,428.60	0.002192494936969760	20,892.20	0.002026307590633940	31,463.46	0.00202732846391912810	244,249.27	0.002091641617682630	1,584,024.00	0.001159076192866080
167	SAN JOSÉ DEL PEÑASCO GRANDE	1,384,272.92	0.0005848082944842	21,995.39	0.00065255063036889	6,051.60	0.0005914718172898561	9,180.27	0.0006095517351501889	72,543.22	0.000602768872776769	657,375.60	0.0005977734793057692
168	SAN JOSÉ ESTANCIÓN	983,095.66	0.00040110837683800	16,671.86	0.000495447651338877	4,354.46	0.000425661149138862	6,808.74	0.000449094657618344	53,686.25	0.000465420811592869	457,675.20	0.000416372230981615
169	SAN JOSÉ INDEPENDENCIA	2,352,298.66	0.000959819394995214	37,589.43	0.001165474258271870	10,294.73	0.001061979999938012	15,177.28	0.001036689399923710	123,710.50	0.001059186677567470	1,110,362.80	0.000974894650656237


"2020, Año de la pluriculturalidad de los pueblos indígenas y afroamericano"



**COMISIÓN PERMANENTE DE HACIENDA**  
**ASUNTO: DICTAMEN.**  
**EXPEDIENTE: 1300**

Clave	Municipio	FGP		FIERS		FISAN		FOCOISAN		FOFOR		FFM	
		Monto	Coefficiente de distribución	Monto	Coefficiente de distribución	Monto	Coefficiente de distribución	Monto	Coefficiente de distribución	Monto	Coefficiente de distribución	Monto	Coefficiente de distribución
170	SAN JOSE LACHIGUIRI	2,331,161.57	0.0011960154672470	39,606.34	0.00117700333006210	12,370.99	0.001209123843868490	16,138.14	0.001068405926965730	140,462.76	0.001202010663184600	1,118,562.40	0.00038203838765352
171	SAN JOSE TENANGO	7,542,117.37	0.003077445175052770	111,268.88	0.0033306346768536890	32,496.75	0.003176204203670930	48,936.76	0.003227298718883930	377,732.14	0.003232443386736670	2,851,085.00	0.002502322847178600
172	SAN JUAN ACHIUTLA	485,105.69	0.000199572066037287	6,389.91	0.0002493237966667636	2,174.98	0.000212586656571746	3,430.99	0.000228303145348684	26,892.93	0.00023013682949726	238,464.00	0.000209376857039473
173	SAN JUAN ATEPEC	1,190,367.03	0.000485710897154880	18,002.59	0.000534993751958003	5,148.27	0.0005038483217823973	7,678.81	0.0005064848217823973	69,594.74	0.000518653901076902	563,893.10	0.000490506167318867
174	ANIMAS TRUJANO	1,789,170.95	0.000730013243017459	24,342.33	0.0007233995027041	7,584.97	0.000741348396925258	10,864.94	0.000718653571939001	85,381.71	0.000732383645534948	1,007,348.50	0.000884642414253018
175	SAN JUAN BAUTISTA ATALAHUCA	1,312,230.54	0.00053543552057117	21,567.85	0.000640944719241936	5,775.34	0.000644476729759796	8,953.58	0.000590565209994727	70,255.19	0.000601209085768074	715,911.50	0.00062856779299435
176	SAN JUAN BAUTISTA COXTLAHUACA	2,296,115.69	0.00093689947841010	36,173.39	0.00107498601258660	10,033.80	0.000980694922038406	15,753.60	0.001039084704571640	119,520.92	0.001022800787518650	977,777.50	0.000858465224398881
177	SAN JUAN BAUTISTA CUICATLAN	4,212,947.05	0.001719028349167060	63,949.68	0.001900431051308820	18,282.90	0.001786954811746240	28,874.98	0.001904551979408640	214,068.79	0.001831894576434630	1,047,556.80	0.000919751202472857
178	SAN JUAN BAUTISTA GUELACHE	2,336,690.33	0.00095426667911073	31,763.53	0.000943933849793813	9,915.93	0.00089174410019864	14,297.03	0.000943011450395360	111,681.48	0.000955714737772760	534,014.60	0.000468662948995293
179	SAN JUAN BAUTISTA JAYACATLAN	1,342,697.05	0.000547866912614764	22,078.50	0.00065612001209764	5,916.00	0.00061470867575918	9,319.62	0.00061470867575918	71,820.13	0.000614601066441415	738,876.80	0.000648731242388475
180	SAN JUAN BAUTISTA SOTO	1,444,922.49	0.000589578433619063	23,161.68	0.000688305620177410	6,326.24	0.00061832121863958	9,715.92	0.000640848051419465	76,166.07	0.000651791466384862	592,051.20	0.000519818886685290
181	SAN JUAN BAUTISTA SUCHITEPEC	869,682.14	0.00035486042720280	14,634.22	0.00043489382758806	3,848.79	0.000376177401282116	5,946.09	0.00039219590928913	47,294.76	0.000404725108868881	478,764.90	0.0004203590847203
182	SAN JUAN BAUTISTA TLACANTZINTEPEC	1,491,925.68	0.000608757363511212	24,078.60	0.000715558181122604	6,540.42	0.00063925486844690	10,062.98	0.000663739327793667	78,983.62	0.00067590262634660	593,911.20	0.000521451954072655
183	SAN JUAN BAUTISTA TLACHICHILCO	1,303,940.68	0.000532052970984330	21,317.78	0.000633513239240314	5,738.72	0.0005608975227244	8,882.39	0.0005856869616407883	69,572.03	0.000595362941176716	684,182.60	0.00060070927195361
184	SAN JUAN BAUTISTA TUXTEPEC	125,134,593.34	0.05105924922822200	1,475,147.19	0.04383783277196800	518,551.54	0.05048730015030600	670,025.49	0.044193913866217100	5,542,270.84	0.047428006170013300	72,355,708.30	0.063826065640910400
185	SAN JUAN CACAHUATEPEC	3,532,353.83	0.00144173071671580	52,126.86	0.00154908512659590	15,222.85	0.0014872881749180820	22,862.33	0.001507956268808420	177,002.43	0.0015146899473357510	1,202,085.60	0.00105547847802380
186	SAN JUAN CHIENEGUILLA	1,066,022.65	0.000436190115884035	16,662.47	0.00054560801236582	4,694.77	0.000466193188843846	7,504.32	0.000494914109423019	59,485.09	0.00051943809435688	630,208.60	0.000553329448181631
187	SAN JUAN COATEPEC	1,588,154.39	0.00064720841633880	25,348.11	0.00075328497029169	6,942.28	0.00067853047928504	10,681.57	0.000703227159708978	89,451.47	0.000714136307719071	598,101.50	0.0005251502200892
188	SAN JUAN COCORA	3,696,971.80	0.00150918223686840	53,951.28	0.0016033020807280	15,903.58	0.001554497618143880	23,810.37	0.001570497618143880	184,027.87	0.001574819276391460	840,686.40	0.000738191974671999
189	SAN JUAN COMALTEPEC	1,576,107.41	0.000643108425731666	24,852.22	0.0007291820853189	6,884.84	0.00067291820853189	10,612.59	0.0006999991109844140	82,195.14	0.00070338325828869	523,315.20	0.000459466813258282
190	SAN JUAN COZCOCON	8,626,172.00	0.0035197560352660	124,411.55	0.00369721263381750	38,997.71	0.00361624126328590	54,995.07	0.00362673807848300	428,420.05	0.003649091382624920	1,792,970.40	0.00151424733273310
191	SAN JUAN CHILONEZUCHIL	507,730.76	0.0002071747996382	8,968.61	0.000266228380262423	2,277.63	0.00022261358315159	3,481.55	0.0002442557666469	28,338.53	0.00024250790412981	266,968.80	0.000234397674632446
192	SAN JUAN CHILATECA	1,176,297.37	0.0004979707848785	16,316.70	0.00054433837003912	5,130.30	0.000510743107809873	8,276.83	0.0005197402007405346	60,677.10	0.00051924649053486	620,485.90	0.000544746447623702
193	SAN JUAN DEL ESTERO	1,330,755.36	0.00054299429368872	20,921.33	0.000678795957778802	5,808.02	0.00065671684663659	9,156.83	0.000603899408820712	69,946.14	0.000609023999867208	510,709.60	0.000446359772660977
194	SAN JUAN DEL RIO	1,570,232.16	0.00064070920190600	22,143.19	0.000658042424894020	6,321.14	0.00065799333101932	10,982.34	0.000723060174633431	76,031.97	0.000606643909067207	702,063.70	0.000616406999427991
195	SAN JUAN DUXI	1,674,484.57	0.00068283151963932	26,355.27	0.000783216347412823	7,328.31	0.000716262672674529	12,252.99	0.000808188524670209	86,682.06	0.00074177620395316991	782,253.10	0.00068881581810211
196	SAN JUAN EVANGELISTA ANALCO	786,727.01	0.000321018175043891	13,761.92	0.000408971221082405	3,513.66	0.000366565312689459	5,436.68	0.000366565312689459	43,826.63	0.000376046571713714	434,868.80	0.00038165065493261
197	SAN JUAN GUELAJUA	2,599,230.92	0.00106057626763990	37,619.25	0.001117952789057660	11,163.77	0.001091132121003070	16,850.32	0.00111422718831000	128,629.04	0.001100743584020410	1,316,289.60	0.001155697652822810
198	SAN JUAN GUICHICVI	1,187,943.51	0.0004846675874452730	15,769.37	0.000486844685271330	48,417.05	0.0004322461669491690	69,157.85	0.000436159197889160	550,654.12	0.0004712224926483370	7,727,855.00	0.00067850296301093003
199	SAN JUAN HUATLATEPEC	1,007,007.40	0.000468445876666003	17,182.02	0.000510603891683827	4,446.23	0.00043451766951825	6,900.35	0.00045813712978821	55,630.40	0.00047776831329887	510,453.30	0.000448176210930083
200	SAN JUAN JUQUILA WIKES	2,159,322.93	0.00088107620360671	33,930.30	0.001008327679494230	9,416.31	0.00094866759398774	14,386.73	0.00094866759398774	112,336.01	0.00096217631941191	691,946.40	0.0006076261611005
201	SAN JUAN JUQUILA	1,289,696.23	0.000526240741901633	21,040.57	0.00062527623300827	5,669.03	0.000551080812426936	8,744.71	0.000576768742435832	68,136.86	0.000588218970867002	455,719.20	0.00040101886193976

“2020, Año de la pluriculturalidad de los pueblos indígenas y afroamericano”



**COMISIÓN PERMANENTE**  
**DE HACIENDA**  
**ASUNTO: DICTAMEN.**  
**EXPEDIENTE: 1300**

Anexo 2. Monto garantizado 2013 y coeficientes de distribución de FOP, FIEPS, FIASAN, FOCOISAN, FOFIR y FFM

Clave	Municipio	FOP			FIEPS			FIASAN			FOCOISAN			FOFIR			FFM		
		Monto	Coefficiente de distribución		Monto	Coefficiente de distribución		Monto	Coefficiente de distribución		Monto	Coefficiente de distribución		Monto	Coefficiente de distribución		Monto	Coefficiente de distribución	
202	SAN JUAN LACHAO	2,393,339.17	0.000976556293878084	35,750.85	0.00106242947642890	10,327.69	0.001009411947610870	15,178.23	0.00100113413032890	121,008.16	0.00103555781434630	930,842.20	0.000817102449331948						
203	SAN JUAN LACHIGALLA	2,074,295.16	0.0008463842688868009	33,343.16	0.000990878658622872	9,085.64	0.000889989976147472	14,061.91	0.00092736327518846	109,491.43	0.000898973375829748	756,104.20	0.000663856846162853						
204	SAN JUAN LACARCIA	7,719,951.77	0.0003781824734974394	12,609.61	0.000374727334490602	3,421.71	0.0003344343871962864	4,618.17	0.0003040487929921444	41,385.77	0.0003561458001933192	457,595.00	0.00040716660717728						
205	SAN JUAN FACANNA	7,300,384.53	0.0002978801647080120	10,605.56	0.000319477718899478650	3,219.42	0.000332953037977470	46,818.07	0.000388805292207810	369,490.62	0.00031517544453940	3,283,268.70	0.000288269842756107						
206	SAN JUAN DE LOS CUDES	1,325,678.27	0.00054092363078454	5,809.94	0.000562531083937298	3,099.94	0.000591856503390807	9,383.59	0.000518925410228980	69,276.51	0.00059283402752938	477,098.00	0.00041880817491078						
207	SAN JUAN MAZATLÁN	7,450,299.42	0.0003056830765627820	107,109.15	0.0003183302677121000	32,085.31	0.0003136967802845490	48,541.81	0.0003201747683278830	367,874.71	0.0003148089387971800	2,374,500.70	0.000208483000946680						
208	SAN JUAN MIXTEPEC (DIO JUKL LAHUACA)	3,769,514.28	0.00153768438213860	59,065.46	0.001725566654622860	16,374.89	0.0016004613674927240	24,873.25	0.001640603619727240	199,866.50	0.001659013394258900	991,387.20	0.0008704344940345725						
209	SAN JUAN MIXTEPEC (DIO MIHUATLÁN)	1,271,452.48	0.000518796659667629	21,720.90	0.00064549299780019	5,644.26	0.00055166504081126	8,866.65	0.0005848434428739471	69,747.21	0.000596862044768135	723,804.50	0.000635497816662796						
210	SAN JUAN NIUM	3,172,062.45	0.0001294311372101940	48,296.53	0.001435256915324530	13,751.61	0.001344070451582550	20,774.05	0.0013702226336112500	162,002.96	0.001386341015843920	742,569.60	0.000651973509758164						
211	SAN JUAN OZOLOTEPEC	1,847,821.16	0.0007538934201250	28,460.99	0.000845929200139320	8,021.10	0.0007483974567178575	12,015.79	0.000792544515513642	95,120.46	0.000819258395310765	804,973.70	0.0007067695856035039						
212	SAN JUAN PEILAPA	1,937,076.10	0.000790394155602077	31,534.23	0.000937121604329079	8,510.39	0.00083179814811851	13,179.98	0.000869332442806688	103,077.20	0.000882083378566160	652,231.20	0.000572656703870362						
213	SAN JUAN QUIAHUE	2,459,327.80	0.000102674673791620	34,202.96	0.000106425962508260	10,446.76	0.0001027292753052990	14,515.00	0.00010369437036869	119,471.06	0.0001027868978991200	1,070,943.30	0.00094019109130644						
214	SAN JUAN TEOUITTEPEC	1,699,276.89	0.000656616240812007	25,729.61	0.000764627249373841	7,099.06	0.0006889896194274530	10,974.26	0.000723894651818607	64,803.68	0.00072984979670603	527,330.40	0.0004629994249799416						
215	SAN JUAN SAYULTITEPEC	835,740.12	0.00034101892227636	12,833.30	0.00038800194454306	3,608.47	0.00035868972615829	5,695.92	0.00037589465712885	41,832.49	0.0003798171022868	546,899.60	0.000480179538795399						
216	SAN JUAN TABAA	1,336,507.28	0.000546563975448804	21,923.56	0.00065151566608856	5,889.73	0.00057565710287157	8,948.02	0.00059019847624507	71,609.41	0.00061297829148578	750,367.40	0.00068819448851569						
217	SAN JUAN TAMAZOLA	2,295,344.60	0.000936580018407472	35,518.43	0.00105522652656540	9,996.60	0.000977059292654174	15,701.25	0.00103653174715770	118,115.22	0.0010107148905460	708,286.80	0.000621873303096645						
218	SAN JUAN TEIYA	1,028,193.82	0.000419538899761456	17,723.33	0.000526694615239810	4,570.31	0.000446698141198978	7,150.59	0.00047764258986954	56,761.95	0.000485740627360243	603,030.30	0.00052945691942936						
219	SAN JUAN TEITIPAC	1,915,390.68	0.000781545753975324	31,418.41	0.0009336712000043	8,437.81	0.000824704241873842	13,301.34	0.000877337176537666	102,297.36	0.000875410091158077	888,934.50	0.000780461378747959						
220	SAN JUAN TEPEXICLA	1,942,247.32	0.000792504193513123	30,530.76	0.000907307475631799	8,478.97	0.00082872194428541	13,193.64	0.00087023340078748	101,018.69	0.000848467667219325	864,242.20	0.000795996542898000						
221	SAN JUAN TEPOSICOLULA	1,042,584.99	0.0004250263018976	16,717.59	0.000496806637144474	4,563.11	0.000459394419431675	6,942.40	0.000457904081892940	54,398.92	0.00047065349673521	611,328.90	0.000536742877693127						
222	SAN JUAN YAREE	1,207,264.62	0.00049260108825661	19,439.66	0.000577707002062821	5,282.79	0.000517317210678414	8,064.99	0.00053195502900875	63,852.24	0.000546413814043663	563,864.50	0.00043507105676508						
223	SAN JUAN YAIZONA	972,033.14	0.00037214117472689	15,598.99	0.000463565453871809	4,049.93	0.00039583656386888	6,280.14	0.000414222894590223	50,114.80	0.000428687813102818	830,418.90	0.0007239104886561938						
224	SAN JUAN YUCUITA	696,126.52	0.000284048738672885	11,870.40	0.000350916732133899	3,083.37	0.000301365891308885	4,809.10	0.00031201290678590	38,041.11	0.00032555695824991	496,633.60	0.000409922701937985						
225	SAN LORENZO	2,823,557.59	0.001152108676458000	43,133.80	0.001281832875044490	12,246.14	0.00119692717697210	18,564.09	0.0012241620666047840	144,480.88	0.001236385742090670	747,000.00	0.0006563384445911						
226	SAN LORENZO ALBARRADAS	1,546,311.64	0.000630948719331045	22,955.99	0.00068219690722372	6,660.89	0.000651028619609852	9,665.37	0.000637513846424029	77,953.51	0.000687087491749896	1,220,404.30	0.001071510702626260						
227	SAN LORENZO CACAOTEPEC	5,834,596.56	0.0002380717529453070	72,125.46	0.000214339503485720	24,384.89	0.0002383358029601660	36,278.51	0.000239287812999380	262,978.58	0.0002254040311361650	2,785,313.50	0.002444549500472030						
228	SAN LORENZO CUAUHQUEUITLA	1,282,720.18	0.000523394274824202	22,503.21	0.000668874137213530	5,729.62	0.000656000906655472	9,012.50	0.0006594454484102467	71,613.69	0.00061283445267663	671,400.00	0.00058946849152600						
229	TEAMELUCÁN	3,256,002.74	0.000328561918437880	49,507.61	0.000417124705214060	14,116.52	0.00037973643818890	21,475.24	0.000416475815750070	166,067.09	0.0004121119825823650	851,092.80	0.00074725669874413						
230	SAN LORENZO VICTORIA	952,303.67	0.000388572888838377	15,286.06	0.00045426502533810	4,166.25	0.00040720585673837	6,214.23	0.0004098881636177776	50,343.49	0.000430814628748270	459,017.70	0.0004030158333910271						
231	SAN LUCAS CARMOLIAN	1,771,018.85	0.000722631085731917	28,232.12	0.00083899874238859	7,756.15	0.0007581301711827	12,207.06	0.000808160048105246	92,885.32	0.00079495838638681	680,463.20	0.0005969437108765						
232	SAN LUCAS CUTCIÁN	1,061,439.98	0.000425794668206660	149,916.70	0.0004428416846299870	45,194.02	0.0004477228373558270	68,673.14	0.0004265748913325040	517,223.76	0.0004281448193620990	3,462,146.30	0.000339750680989300						
233	SAN LUCAS CUPIVANI	1,799,874.61	0.00033441195692929	26,460.10	0.000786330643323209	7,724.67	0.00078002555702822	10,601.40	0.0007895253032980795	90,517.12	0.0007746063374982826	1,529,253.60	0.00032467800825470						
234	SAN LUCAS ZOOQUIPAM	3,425,654.13	0.00139778556237760	51,837.63	0.001540488905414270	14,831.08	0.001449576914468030	22,424.99	0.001479119954118840	174,276.07	0.0014913188619932660	821,114.40	0.000720995866410819						
235	SAN LUIS AMATILÁN	2,457,882.12	0.00100041204418730	38,641.53	0.001148333468241250	10,690.44	0.00104448734640830	16,074.33	0.001060232692971760	128,033.38	0.001095646167122880	1,140,357.70	0.0010019006738740						
236	SAN MARCIAL	1,591,542.49	0.00064940447310487	25,485.91	0.000757380055478906	6,981.97	0.0006824171010331903	11,192.90	0.000738267519157519	83,586.93	0.0007152950724283	975,267.00	0.0008582818101189174						

"2020, Año de la pluriculturalidad de los pueblos indígenas y afroamericano"



**COMISIÓN PERMANENTE  
DE HACIENDA  
ASUNTO: DICTAMEN.  
EXPEDIENTE: 1300**

Clave	Municipio	Anexo 2. Monto garantizado 2013 y coeficientes de distribución del FSP, FIEPS, FISAN, FOCOISAN, FOFR 3 FFM										FFM													
		FIEPS					FISAN					FOCOISAN					FOFR			FFM					
		Monto	Coeficiente de distribución	Monto	Coeficiente de distribución	Monto	Coeficiente de distribución	Monto	Coeficiente de distribución	Monto	Coeficiente de distribución	Monto	Coeficiente de distribución	Monto	Coeficiente de distribución	Monto	Coeficiente de distribución	Monto	Coeficiente de distribución	Monto	Coeficiente de distribución	Monto	Coeficiente de distribución		
237	OZOLOTEPEC	1,346,852.44	0.0005495562455938532	22,639.02	0.000672777319844105	5,967.30	0.00058323973306182	9,657.07	0.00063696659041831	72,950.67	0.00062427587728232	659,841.60	0.00057933381442212	659,841.60	0.00057933381442212	659,841.60	0.00057933381442212	659,841.60	0.00057933381442212	659,841.60	0.00057933381442212	659,841.60	0.00057933381442212	659,841.60	0.00057933381442212
238	SAN MARTIN DE LOS CAÑESCOS	1,216,051.34	0.000496191075437938	20,865.83	0.0006200823710337705	5,405.79	0.000528357232812812	8,465.45	0.000558368856154529	66,912.79	0.000572604618321937	691,176.80	0.00060686081030591	691,176.80	0.00060686081030591	691,176.80	0.00060686081030591	691,176.80	0.00060686081030591	691,176.80	0.00060686081030591	691,176.80	0.00060686081030591	691,176.80	0.00060686081030591
239	SAN MARTIN HUAMELUPAM	922,619.72	0.00037646080872633	14,567.35	0.0004326609490815798	4,035.20	0.000394398653238185	6,488.65	0.000426662811943132	48,001.28	0.000410771156757206	447,843.60	0.000393205112716390	447,843.60	0.000393205112716390	447,843.60	0.000393205112716390	447,843.60	0.000393205112716390	447,843.60	0.000393205112716390	447,843.60	0.000393205112716390	447,843.60	0.000393205112716390
240	SAN MARTIN TUNUYOSO	1,755,186.01	0.00071616353382843	28,676.45	0.000852195242036335	7,720.70	0.00075461453137016	11,906.40	0.00078532884871230	93,647.74	0.00080393093399040	663,564.00	0.0005826086868868659	663,564.00	0.0005826086868868659	663,564.00	0.0005826086868868659	663,564.00	0.0005826086868868659	663,564.00	0.0005826086868868659	663,564.00	0.0005826086868868659	663,564.00	0.0005826086868868659
241	SAN MARTIN LACHILA	1,128,945.50	0.00045963260574284	18,049.41	0.0005563838517949764	4,932.27	0.00048207508113826	4,932.27	0.00048207508113826	58,366.66	0.000508287183830203	641,479.70	0.000565327693051575	641,479.70	0.000565327693051575	641,479.70	0.000565327693051575	641,479.70	0.000565327693051575	641,479.70	0.000565327693051575	641,479.70	0.000565327693051575	641,479.70	0.000565327693051575
242	SAN MARTIN PEÑAS	5,120,027.61	0.000709974863242334	75,759.58	0.0007261392827851840	22,085.51	0.0007158575162787930	32,860.69	0.0007187443589828210	257,114.31	0.0007200258798014530	962,913.60	0.000694549768243008	962,913.60	0.000694549768243008	962,913.60	0.000694549768243008	962,913.60	0.000694549768243008	962,913.60	0.000694549768243008	962,913.60	0.000694549768243008	962,913.60	0.000694549768243008
243	SAN MARTIN TILCAJETE	1,723,282.39	0.00070315073588864	27,125.43	0.00080610327866836	7,537.29	0.000736609198769400	12,282.37	0.000807532618841144	89,431.10	0.00076530707675832	1,016,375.60	0.000692374278051061	1,016,375.60	0.000692374278051061	1,016,375.60	0.000692374278051061	1,016,375.60	0.000692374278051061	1,016,375.60	0.000692374278051061	1,016,375.60	0.000692374278051061	1,016,375.60	0.000692374278051061
244	SAN MARTIN TOROPALAN	1,757,599.13	0.00072913932398611	27,533.43	0.00080906061898542	7,712.82	0.000753843378958340	11,703.89	0.000771971865188191	91,147.83	0.0007999794092958	611,227.20	0.000536665941442218	611,227.20	0.000536665941442218	611,227.20	0.000536665941442218	611,227.20	0.000536665941442218	611,227.20	0.000536665941442218	611,227.20	0.000536665941442218	611,227.20	0.000536665941442218
245	SAN MARTIN ZACATEPEC	1,057,166.06	0.00042911974078077	17,468.33	0.000519118610631955	4,638.32	0.0004340334880514821	4,638.32	0.000441350841891	56,697.15	0.00048518610108289	422,018.40	0.000370530376540035	422,018.40	0.000370530376540035	422,018.40	0.000370530376540035	422,018.40	0.000370530376540035	422,018.40	0.000370530376540035	422,018.40	0.000370530376540035	422,018.40	0.000370530376540035
246	SAN MATEO CAJONOS	925,008.49	0.00037343509788857	16,134.64	0.000479482762763118	4,126.79	0.00040334880514821	4,126.79	0.00042703456540048	51,442.05	0.00044021565659477	487,200.00	0.000427783894112449	487,200.00	0.000427783894112449	487,200.00	0.000427783894112449	487,200.00	0.000427783894112449	487,200.00	0.000427783894112449	487,200.00	0.000427783894112449	487,200.00	0.000427783894112449
247	CARULAPAN DE MENDEZ	1,702,960.95	0.00069466704748526	19,635.78	0.00058332827583898	6,970.52	0.000681702567848993	7,582.05	0.00049812311294033	75,301.60	0.000644339547200987	669,168.80	0.00058807221193874	669,168.80	0.00058807221193874	669,168.80	0.00058807221193874	669,168.80	0.00058807221193874	669,168.80	0.00058807221193874	669,168.80	0.00058807221193874	669,168.80	0.00058807221193874
248	SAN MATEO DEL MAR	5,242,589.65	0.00071891500072870	73,989.90	0.00071891500072870	22,384.96	0.00071891500072870	22,384.96	0.00071891500072870	235,721.01	0.00071891500072870	2,020,619.80	0.00071891500072870	2,020,619.80	0.00071891500072870	2,020,619.80	0.00071891500072870	2,020,619.80	0.00071891500072870	2,020,619.80	0.00071891500072870	2,020,619.80	0.00071891500072870	2,020,619.80	0.00071891500072870
249	SAN MATEO YOLOXOCHITLÁN	1,832,141.84	0.000747577434193785	28,252.73	0.0008396033025265655	7,968.63	0.000778948984816218	12,272.73	0.00080949546461602	94,200.97	0.00080612519946491	893,657.50	0.00087427805796471	893,657.50	0.00087427805796471	893,657.50	0.00087427805796471	893,657.50	0.00087427805796471	893,657.50	0.00087427805796471	893,657.50	0.00087427805796471	893,657.50	0.00087427805796471
250	SAN MATEO TILCAJETE	1,759,223.33	0.00071782406493799	22,764.35	0.0007659087232169	7,972.08	0.000720923851874716	9,792.08	0.000545871453028810	82,085.93	0.00070245539388957	738,170.40	0.000649811028551872	738,170.40	0.000649811028551872	738,170.40	0.000649811028551872	738,170.40	0.000649811028551872	738,170.40	0.000649811028551872	738,170.40	0.000649811028551872	738,170.40	0.000649811028551872
251	SAN MATEO NEPAM	1,401,485.48	0.00057185905947615	23,864.51	0.00070325247521030	6,207.20	0.0006058652438217	9,751.90	0.000643221210258958	76,292.53	0.00065287472191998	734,517.90	0.000494919400400546	734,517.90	0.000494919400400546	734,517.90	0.000494919400400546	734,517.90	0.000494919400400546	734,517.90	0.000494919400400546	734,517.90	0.000494919400400546	734,517.90	0.000494919400400546
252	SAN MATEO PEÑASCO	1,484,518.86	0.000605735124350843	24,191.18	0.0007189078828833	6,596.82	0.00063782574123229	10,073.18	0.000684412010569276	79,084.68	0.00067659878228818	598,162.00	0.00052517536282870	598,162.00	0.00052517536282870	598,162.00	0.00052517536282870	598,162.00	0.00052517536282870	598,162.00	0.00052517536282870	598,162.00	0.00052517536282870	598,162.00	0.00052517536282870
253	SAN MATEO PINAS	1,931,013.07	0.00078792020375287	32,274.43	0.00095911871161680	8,535.85	0.00083426703853747	13,282.36	0.00087344694097079	104,574.69	0.000894384902015547	850,948.80	0.000747130068878316	850,948.80	0.000747130068878316	850,948.80	0.000747130068878316	850,948.80	0.000747130068878316	850,948.80	0.000747130068878316	850,948.80	0.000747130068878316	850,948.80	0.000747130068878316
254	SAN MATEO RIO HONDO	2,110,566.38	0.00086118072089804	32,952.03	0.00097925216295693	9,204.84	0.00089867309573002	14,343.53	0.000946078523801826	109,287.82	0.000935230982192003	1,013,046.20	0.000689450716606859	1,013,046.20	0.000689450716606859	1,013,046.20	0.000689450716606859	1,013,046.20	0.000689450716606859	1,013,046.20	0.000689450716606859	1,013,046.20	0.000689450716606859	1,013,046.20	0.000689450716606859
255	SAN MATEO SINDIHUI	1,850,154.92	0.000635597257159762	23,996.07	0.00071316502868976	6,769.26	0.000661621609753449	10,800.64	0.00066490445893006	80,285.81	0.00068704615878857	563,347.20	0.000494919400400546	563,347.20	0.000494919400400546	563,347.20	0.000494919400400546	563,347.20	0.000494919400400546	563,347.20	0.000494919400400546	563,347.20	0.000494919400400546	563,347.20	0.000494919400400546
256	SAN MATEO TILCATEPEC	841,116.73	0.000343204763374085	13,887.73	0.00041270899222215	3,709.59	0.000382572113838827	5,683.38	0.00037486538834076	48,191.97	0.00038673047454282	460,065.40	0.000494919400400546	460,065.40	0.000494919400400546	460,065.40	0.000494919400400546	460,065.40	0.000494919400400546	460,065.40	0.000494919400400546	460,065.40	0.000494919400400546	460,065.40	0.000494919400400546
257	SAN MELCHOR BELAZA	1,237,432.39	0.00050287511340815	21,107.91	0.000672718506723138	5,478.42	0.000535458707610077	8,839.63	0.000530104928561890	67,595.95	0.0005784526212495	626,890.80	0.000504070745976713	626,890.80	0.000504070745976713	626,890.80	0.000504070745976713	626,890.80	0.000504070745976713	626,890.80	0.000504070745976713	626,890.80	0.000504070745976713	626,890.80	0.000504070745976713
258	SAN MIGUEL ACHUTLA	988,584.25	0.00039524857273094	15,985.21	0.00047504261933122	4,273.78	0.00047715655811432	6,725.21	0.000443565675907890	51,942.75	0.00044450028638004	559,811.30	0.000491600760202877	559,811.30	0.000491600760202877	559,811.30	0.000491600760202877	559,811.30	0.000491600760202877	559,811.30	0.000491600760202877	559,811.30	0.000491600760202877	559,811.30	0.000491600760202877
259	SAN MIGUEL AHUEHUETILÁN	1,901,384.11	0.00075830688173609	29,687.54	0.00088224941268660	8,276.29	0.0008089917416																		

"2020, Año de la pluriculturalidad de los pueblos indígenas y afroamericano"




COMISIÓN PERMANENTE  
DE HACIENDA

ASUNTO: DICTAMEN.  
EXPEDIENTE: 1300

Clave	Municipio	FGP			FIBES			FISAN			FOCOISAN			FOFOR			FFM		
		Monto	Coefficiente de distribución	Coefficiente de distribución	Monto	Coefficiente de distribución	Coefficiente de distribución	Monto	Coefficiente de distribución	Coefficiente de distribución	Monto	Coefficiente de distribución	Coefficiente de distribución	Monto	Coefficiente de distribución	Coefficiente de distribución	Monto	Coefficiente de distribución	Coefficiente de distribución
273	SAN MIGUEL PERRAS	2,002,462.11	0.000817073913006153	30,951.05	0.000919790884895666	8,700.16	0.0008503436103460728	13,051.29	0.000860844233661334	103,300.79	0.00083399694762923	918,034.10	0.000806030725385033						
274	SAN MIGUEL PIEDRAS	1,311,780.25	0.00058525178713931	22,585.78	0.0006708080288744	5,855.05	0.000572267516128332	10,046.17	0.00066283068470754	71,823.55	0.000614633033105889	600,362.40	0.000527116085084351						
275	SAN MIGUEL QUETZALTEPEC	3,028,811.95	0.001235044136063290	44,973.12	0.001336493148377810	13,063.45	0.001276810289150320	19,958.29	0.0013164118945637190	152,121.89	0.001300783717504880	783,561.60	0.000687964341228615						
276	SAN MIGUEL SANTA FLOR	1,400,138.92	0.00057130516583129	23,850.56	0.000708781373923207	6,206.28	0.00060659696432133001	9,576.36	0.00063164287572719	76,748.28	0.000658717333622866	872,545.40	0.000766038008059738						
277	VILLA SOLA DE VEGA	6,885,931.04	0.00280989433234970	99,329.83	0.002951644064273570	29,528.36	0.00288086324388730	43,828.48	0.00289086324388730	340,465.09	0.00291353144833250	2,916,114.90	0.0002613071801697870						
278	SAN MIGUEL SINALTEPEC	14,169,673.56	0.005781717107318600	195,454.81	0.005899447681148290	60,311.71	0.00584981023495010	80,148.21	0.00584047624434310	681,329.11	0.00583047624434310	6,725,957.50	0.000585015481074850						
279	SAN MIGUEL SUCHIATEPEC	1,771,189.81	0.00072515801200399	27,383.98	0.00081378832878973	7,719.07	0.00075444932203873	11,535.93	0.0007674989338316555	91,475.77	0.00076280288830648	863,739.00	0.00075833817658065						
280	VILLA TALEA DE CASTRO	1,834,877.15	0.00074869344435984	28,295.45	0.000840872838788202	7,974.61	0.00079943748373725	12,048.67	0.0007947128724507081	94,476.12	0.000808479396754016	889,502.40	0.000780978992886008						
281	SAN MIGUEL TECOMITLAN	799,936.42	0.00032640772249002	11,992.02	0.00035607886868202	3,447.72	0.0003369716836829	4,745.25	0.000312888983686081	40,686.99	0.00034817089729725	372,514.90	0.0003271545752005						
282	SAN MIGUEL TENANGO	983,498.37	0.000405381916796842	16,634.21	0.0004554328763733748	4,388.08	0.00042888718819740	6,699.51	0.000411890004137808	53,899.73	0.000461247167958387	416,707.20	0.00036586746236730						
283	SAN MIGUEL TEQUILATEPEC	6,885,535.30	0.0042938005839223	18,612.50	0.0004553118812810731	4,835.78	0.0004264494308028	7,973.33	0.0004502509031673503	58,473.19	0.0004894201353103	664,324.80	0.00058327484826565						
284	SAN MIGUEL TICUDURAM	3,601,949.13	0.004489720030817850	61,727.40	0.00463459072524870	16,002.92	0.004589411541168540	25,106.61	0.00456598576807650	188,026.34	0.004589411541168540	1,778,172.00	0.000185175897787107						
285	SAN MIGUEL TLANCARMANA	1,802,334.45	0.00077621635817059	28,608.62	0.000803195976860997	8,217.75	0.000803195976860997	12,071.82	0.000796239513083634	96,592.36	0.000803195976860997	1,008,990.10	0.00086868974910733						
286	SAN MIGUEL TLACOTEPEC	2,342,370.72	0.00095576802534005	37,344.14	0.00109778180375830	10,263.74	0.0010724863278280	12,276.82	0.0010724863278280	122,768.12	0.0010724863278280	1,157,952.80	0.001016678673031060						
287	SAN MIGUEL TLANCINGO	775,597.38	0.00036470607303696	14,057.07	0.000471742370449824	3,507.93	0.000428862010090411	6,326.33	0.000417275502823992	43,802.99	0.00047484278113662	387,662.40	0.00030362238334519						
288	SAN MIGUEL YOTAO	983,149.65	0.00040115917303330	17,137.72	0.000509291892044740	4,384.82	0.00045305217631142	6,888.74	0.00045305217631142	54,659.37	0.00046747790114333	753,697.90	0.00066174417197909						
289	SAN NICOLAS	1,313,909.47	0.00049531718275983	20,636.93	0.00061326001809102	5,380.49	0.00052588433724158	8,401.89	0.0005417653048200	68,408.12	0.00056828727961008	593,092.80	0.0005207330173820						
290	SAN NICOLAS HIDALGO	965,380.61	0.00039023621606034	15,369.55	0.00045734071867234	4,187.16	0.00040924393230633	6,260.14	0.00041290893374623	50,630.84	0.000433273827868669	472,230.90	0.000414677076725424						
291	SAN PABLO CORTIAN	2,163,079.27	0.000882617275989292	33,517.25	0.00099052976948994	9,110.53	0.00091977705201260	14,283.42	0.000942113755012990	111,677.53	0.0009588689939531042	667,216.40	0.000603375384869577						
292	SAN PABLO CUATRO VENADOS	1,293,781.02	0.000527911588080884	21,782.76	0.000647331328486889	5,728.57	0.00058758687686296	8,907.69	0.00058758687686296	70,342.26	0.000601954187661963	582,705.60	0.000511613476508009						
293	SAN PABLO ETLA	4,700,742.21	0.002897448018831500	85,283.21	0.002975274205718828	25,387.90	0.0029725180180314840	41,866.29	0.0029725180180314840	311,589.35	0.002866258303228880	3,871,233.80	0.0003398929721615000						
294	SAN PABLO HUITZO	2,771,183.59	0.001130742808575440	37,621.41	0.001118017607191860	11,781.75	0.00114665108494470	16,283.50	0.00107486972845840	137,682.55	0.0011352608333096850	1,716,251.00	0.00150888286869480						
295	SAN PABLO HUIMATEPEC	5,491,166.46	0.002240566163007190	71,206.70	0.002116092621582820	23,123.05	0.00226028808842410	34,364.74	0.00226589803511890	254,552.95	0.002178337976878820	3,171,212.40	0.002784313383881280						
296	SAN PABLO MACUILTIANGUIS	972,073.35	0.000396639603177493	16,075.31	0.000477719617609811	4,290.59	0.000441935860652812	6,734.07	0.00044416863182233	52,210.78	0.000446793870623195	521,466.70	0.000457862618664114						
297	SAN PABLO TLAJATEPEC	1,502,319.11	0.000612998213019793	24,387.28	0.00074273140360528	6,606.94	0.000645756593533777	10,482.12	0.0006900669325753671	79,667.45	0.00068175454053854	713,890.00	0.000528792920375537						
298	SAN PABLO VILLA DE MIJILA	5,661,688.84	0.002310165165001430	76,604.60	0.00227650470213080	24,023.52	0.002348030838772850	35,966.83	0.00232320163320200	268,042.01	0.00230232482134280	2,199,717.20	0.001831343998485450						
299	SAN PABLO YAGANIZA	1,194,533.69	0.00048741128783885	20,430.44	0.00060714382487802	5,307.22	0.00058795608018222	8,471.92	0.00058795608018222	65,512.23	0.00058682118589307	585,036.00	0.00051444978589110						
300	SAN PEDRO AMOZOGUS	2,714,074.35	0.00107803808242620	36,948.82	0.00114011033940800	11,596.30	0.00103412818803620	17,223.34	0.00106026626369340	132,921.09	0.001130494968416840	1,151,396.90	0.001010308643866600						
301	SAN PEDRO APOSTOL	2,541,252.50	0.00103689187720830	40,888.94	0.001089275947870	17,333.53	0.001089275947870	17,333.53	0.001089275947870	133,373.50	0.00114444428167200	1,506,937.40	0.000793866560792974						
302	SAN PEDRO ATOYAC	2,820,511.40	0.00106925843842060	37,054.08	0.001101157693235330	11,186.00	0.001091856067740890	15,380.90	0.001104501950828950	128,644.34	0.0011008732804015160	788,012.20	0.00068171952445234						
303	SAN PEDRO CAJONAS	961,209.70	0.00039220887618674	15,665.18	0.000465531538700880	4,228.65	0.000443306458282956	6,577.79	0.000443306458282956	51,169.98	0.000443306458282956	409,658.40	0.0003597684814781						
304	SAN PEDRO COXCATLATEPEC	989,994.80	0.00040395204915940	16,990.51	0.0005045017164284693	4,401.74	0.000443306458282956	6,886.24	0.000443306458282956	54,478.12	0.0004679674849234	491,563.20	0.00044355076683498						
305	SAN PEDRO COMITANCILLO	1,992,180.42	0.000818278628188677	26,472.32	0.000786693792383823	8,388.39	0.000819873873675975	11,235.98	0.0007411103013744167	94,384.89	0.000807659095642901	1,162,120.60	0.001020337817737880						
306	SAN PEDRO EL ALTO	2,214,900.32	0.00090375603286030	34,580.32	0.001027049733714380	9,643.30	0.00094252784023668	14,634.71	0.000956528436078205	114,867.45	0.000982978895831832	1,095,174.40	0.000961558410645559						
307	SAN PEDRO HUAMULA	3,681,213.87	0.001546130651972150	55,489.86	0.00164902541282850	16,300.25	0.001593172317858030	24,487.29	0.00164902541282850	188,948.13	0.001629242216840	773,324.10	0.000673413357296559						
308	SAN PEDRO HUATEPEC	2,027,031.03	0.00082705880428490	27,009.82	0.0008266701887824	8,540.06	0.0008266701887824	11,361.97	0.0008266701887824	95,224.42	0.0008266701887824	1,654,286.10	0.0006745245703964070						
309	SAN PEDRO IXCATECAN	4,888,909.17	0.001948446454045910	73,205.05	0.002155478623484870	21,140.72	0.0021662734653476800	32,457.74	0.002140885684768630	245,807.97	0.002112050247847670	1,819,025.50	0.001959708018843830						



"2020, Año de la pluriculturalidad de los pueblos indígenas y afromexicano"



**COMISIÓN PERMANENTE  
DE HACIENDA  
ASUNTO: DICTAMEN.  
EXPEDIENTE: 1300**

Clave	Municipio	FGP		FIERS		FISAN		FOCOISAN		FOFOR		FFM	
		Monto	Coefficiente de distribución	Monto	Coefficiente de distribución	Monto	Coefficiente de distribución	Monto	Coefficiente de distribución	Monto	Coefficiente de distribución	Monto	Coefficiente de distribución
310	SAN PEDRO IXTLAHUACA	2,811,476.64	0.00114717863653970	36,192.19	0.00107554892219300	11,797.11	0.00115303393428200	16,524.57	0.00108933972832890	130,327.89	0.00111528147066500	1,249,255.70	0.001058662130442060
311	SAN PEDRO JALTAPAN	1,141,452.05	0.000465751980710238	19,187.33	0.000570201380287856	5,048.91	0.000493476910695333	7,751.90	0.000511304128667028	62,058.91	0.00053106939497821	620,259.40	0.000544585581416772
312	SAN PEDRO JUCUYAN	4,476,647.26	0.001826627170444920	64,817.54	0.001926221668882820	19,277.66	0.00187831744579540	28,626.34	0.00188815204095780	221,787.10	0.001891940446829860	1,063,792.80	0.000934000853823844
313	SAN PEDRO JOCOTIPAC	1,230,186.94	0.000501958898949750	21,459.52	0.00063772511733412	5,489.69	0.000536557516149419	8,657.13	0.00057101792729308	68,395.72	0.00058529666373185	632,409.60	0.00055253414473025
314	SAN PEDRO JUCHITAN	1,435,021.87	0.000585538637663324	20,430.82	0.000608933793508039	6,165.84	0.000602843061556833	9,972.82	0.0006579204403192	70,053.85	0.00069948617865937	767,556.60	0.000673913762616899
315	SAN PEDRO MARTÍN	1,347,176.60	0.000653130652878602	24,821.28	0.000737631819364622	6,177.79	0.000662545324538880	10,347.67	0.000682517289342937	81,944.56	0.00069895289748634	852,307.50	0.000748889398820102
316	QUIEHAPA	1,273,802.83	0.00051975566402736	22,445.37	0.00066702506782947	5,742.84	0.000661309891817433	10,893.92	0.0007185472301458939	70,300.64	0.0006601598024835433	721,108.00	0.000633110299104351
317	SAN PEDRO MARTÍN	1,354,899.41	0.00055284898231671	21,586.79	0.000641507510667874	5,933.95	0.00057997813789584	9,332.23	0.0006155440413146493	71,017.42	0.000607734872219882	730,733.00	0.000641581015403268
318	SAN PEDRO MATTEPEC (OTO JUQUILA)	25,928,918.19	0.010579898994946000	298,459.35	0.00868949503922760	110,741.62	0.01082379022810800	163,213.09	0.010765299702334600	1,097,969.75	0.0093958680782594140	10,047,297.60	0.008821492113079800
319	SAN PEDRO MATTEPEC (OTO MIAHUATLAN)	763,785.78	0.000311638817691810	12,454.95	0.000370131210617435	3,360.68	0.00032846952619078	5,234.76	0.000345277209533277	40,668.23	0.0003480116550346327	297,564.00	0.0002612601501006069
320	SAN PEDRO MOLINIS	748,438.76	0.000307178719430774	12,594.01	0.000373075935989850	3,281.85	0.00032045282664515	5,111.80	0.000371789875812728	40,418.36	0.000365782028739095	322,536.00	0.0002831958786688828
321	SAN PEDRO NOPALA	1,021,204.86	0.00041668861352872	16,737.21	0.000497388989438624	4,498.69	0.000495999004423843	7,093.68	0.000463799957612574	54,546.56	0.00046678321330908	456,688.10	0.000400970552747158
322	OCOPETATILLO	1,270,227.51	0.00051829823668834	22,114.16	0.000657179740782830	5,699.44	0.00055114678413498	8,919.10	0.00058829095490917	70,547.79	0.0006037130115068453	673,032.00	0.000590919739436197
323	SAN PEDRO OCOATEPEC	1,589,485.45	0.0006485568825794	24,349.50	0.00072360867128119	6,885.10	0.00068105574168370	10,022.29	0.00068105574168370	81,684.66	0.0006991034110208520	539,248.80	0.000473458582688196
324	SAN PEDRO POCHUTLA	17,645,296.72	0.00719989263028930	204,438.86	0.00607543207129850	73,679.81	0.00720140817597240	101,938.93	0.006723744602084540	764,582.28	0.00654265387493940	5,508,903.50	0.004835797946063420
325	SAN PEDRO QUARTON	4,620,549.35	0.001865344208468890	63,306.91	0.00186132310749840	19,600.12	0.001915689753742770	27,721.92	0.001828497807063690	222,133.40	0.001900907810641620	2,343,920.30	0.002057868016721280
326	SAN PEDRO SOCHIHUAPAN	3,028,521.80	0.001235741874099700	44,719.18	0.00132894866226840	13,047.93	0.00127529337797170	19,571.58	0.00128695538078020	151,852.81	0.001299481065266040	1,887,397.80	0.001657650789764310
327	SAN PEDRO TAPAHUATEPEC	13,583,595.50	0.005534418659395650	194,928.39	0.0057492803742641080	58,072.99	0.005539138853033570	83,979.05	0.005539138853033570	670,328.67	0.0057492803742641080	6,672,415.30	0.00585935720530440
328	SAN PEDRO TAVICHE	1,080,802.51	0.000445085213894433	18,133.66	0.000544238405012720	4,822.28	0.000471325810712611	7,505.82	0.000449512581410637	59,191.43	0.0005065318171242602	492,168.00	0.0004332648578516891
329	TEOZACALCO	1,253,490.48	0.000511467541594433	20,603.95	0.0006122999254919560	5,520.87	0.00053960952345386	8,533.43	0.00056285271877471	67,121.27	0.000574399552104293	492,355.00	0.0004322859606062674
330	SAN PEDRO TEJUILA	2,180,558.93	0.000889735425735889	33,792.22	0.00100422281663750	9,486.67	0.0009272180196889763	14,430.32	0.000951803088858271	112,573.66	0.0009633485718989759	670,152.00	0.00058839110652262
331	SAN PEDRO TIDIA	1,433,819.06	0.00058047848513338	21,078.78	0.000626410730061039	6,155.65	0.000601647899782077	8,534.35	0.00062813300648802	72,053.46	0.00061659788003844	705,920.10	0.000819795378083435
332	SAN PEDRO TOPILTEPEC	323,680.27	0.00025448318854811	10,831.59	0.000321888418010663	2,777.36	0.000271450671014474	4,408.75	0.000280794728206119	34,562.63	0.000295786362505419	306,014.40	0.000266615671171743
333	SAN PEDRO TOTOLAPAN	1,613,340.11	0.000658298657216282	23,281.89	0.000691286520780663	6,963.75	0.0006808388931881	12,015.14	0.000782501282074876	78,883.01	0.00078482821679906	393,766.50	0.000349716828293696
334	VILLA DE TUTUTEPEC DE MELCHOR OCAÑO	16,045,320.17	0.00654704601250910	215,477.69	0.006403478001343120	67,839.19	0.00663054367717430	96,031.15	0.00633407596330130	762,097.20	0.006521650014446030	4,518,514.30	0.003967239734222990
335	SAN PEDRO YANERI	1,247,215.87	0.00050880283337894	21,500.47	0.00063884066435849	5,546.99	0.000542157998523662	8,687.69	0.00057302748559403	68,847.34	0.000588761403436689	606,290.40	0.000533320843279885
336	SAN PEDRO YOLOX	2,030,194.74	0.00082838507395192	31,089.77	0.000923913520293553	8,815.89	0.000861657905803772	13,527.44	0.0008925490103109	103,946.76	0.000898962881368880	1,060,020.10	0.000930059393633718
337	SAN PEDRO Y SAN PABLO AYULÁ	3,114,418.96	0.001270790839349370	42,985.91	0.001271791695492540	13,208.16	0.001290954119214740	18,337.43	0.00120995103897919660	150,178.82	0.0012851588877166170	1,222,128.80	0.001073024807224600
338	VILLA DE ELLA	4,195,571.69	0.0017013162704289330	51,621.54	0.001534068229429710	17,435.64	0.001708414453131900	22,173.93	0.00148255959398760	130,659.90	0.00165319174345804280	3,145,905.10	0.002760959262892580
339	SAN PEDRO Y SAN PABLO	3,641,979.73	0.001486053802029550	31,710.69	0.000942366571858113	15,130.43	0.001478833124202920	19,725.44	0.0013011061534820330	132,713.01	0.001156922144760117	1,483,899.70	0.001302868740856930
340	TEPOSOLULUA	1,376,529.16	0.000561671585668901	22,560.20	0.000670434978684897	6,062.69	0.00059262626891855	9,479.15	0.0006252310441638990	73,519.80	0.00062914589865977	454,177.60	0.000397888480386862
341	SAN PEDRO YUCUAMANÁ	895,296.80	0.000365312110841092	14,555.41	0.000432551838773590	3,963.79	0.000397417401684176	7,220.15	0.0004762316586723052	47,007.35	0.0004902265595875668	422,581.20	0.000371024873964941

"2020, Año de la pluriculturalidad de los pueblos indígenas y afroamericano"



**COMISIÓN PERMANENTE DE HACIENDA**  
**ASUNTO: DICTAMEN.**  
**EXPEDIENTE: 1300**

Clave	Municipio	FGP			FIERS			FISAN			FOCOISAN			FOFOR			FFM		
		Monto	Coefficiente de distribución	Monto	Coefficiente de distribución	Monto	Coefficiente de distribución	Monto	Coefficiente de distribución	Monto	Coefficiente de distribución	Monto	Coefficiente de distribución	Monto	Coefficiente de distribución	Monto	Coefficiente de distribución		
342	SAN RAYMUNDO JALPAN	3,866,182.79	0.00157763657832990	27,482.74	0.00111330269762990	15,365.61	0.001089795318273142	13,613.90	0.00089795318273142	157,476.06	0.00134760203494990	1,384,248.00	0.00121538469778510	1,384,248.00	0.00121538469778510				
343	SAN SEBASTIAN ABASOLO	1,875,806.08	0.000642883472652030	24,501.19	0.000728116541316828	6,885.71	0.000701485192210990	10,634.16	0.000701413835696338	81,415.36	0.00069671228776684	830,975.20	0.0007296563316014103	830,975.20	0.0007296563316014103				
344	SAN SEBASTIAN CORTIÁN	1,874,683.54	0.000764846082981028	27,781.80	0.000824718666050881	8,080.39	0.000789770320828341	12,266.62	0.000809088538686995	94,041.85	0.000803763528991033	1,080,465.60	0.000846635018845615	1,080,465.60	0.000846635018845615				
345	SAN SEBASTIAN TICAPA	2,139,538.55	0.000873008952083777	32,108.94	0.0009542060605990315	9,236.47	0.00090276467879238	13,602.46	0.000897198818695847	108,479.98	0.00092837898792958	649,410.70	0.0009510160202046892	649,410.70	0.0009510160202046892				
346	SAN SEBASTIAN NICANANDUTA	1,516,651.03	0.000618846162892889	20,770.06	0.000617236316874152	6,427.15	0.000628184074644831	8,926.89	0.000588804772140559	72,989.57	0.000624608564910869	571,114.00	0.000601436092929027	571,114.00	0.000601436092929027				
347	SAN SEBASTIAN RIO HONDO	1,924,654.44	0.000785326968887771	28,997.65	0.000891458139936163	8,380.23	0.000819076422342198	12,775.51	0.000842654189144197	99,702.17	0.000853201741747379	650,040.00	0.000851073284938244	650,040.00	0.000851073284938244				
348	SAN SEBASTIAN TECOMAXTLAHUACA	4,538,471.66	0.001851853667477560	66,948.86	0.001989555930106480	19,521.20	0.001907985161292940	28,278.98	0.001865240680154840	227,913.40	0.001950369888104480	2,465,416.60	0.001964627142626230	2,465,416.60	0.001964627142626230				
349	SAN SEBASTIAN TETIPAC	1,357,000.85	0.000551255106390886	21,825.37	0.000648959795355538	5,929.69	0.000570756934300800	9,103.00	0.000600420733001612	71,582.79	0.00061251026888813	522,783.40	0.000649909794703333	522,783.40	0.000649909794703333				
350	SAN SEBASTIAN TUTULA	9,011,021.92	0.0036780919983070	115,631.81	0.00343529977066140	37,933.28	0.00337056934300800	58,346.41	0.00338484449394211910	414,050.59	0.0034323590748250	4,092,821.20	0.003585452718684280	4,092,821.20	0.003585452718684280				
351	SAN SIMON ALMOLONGAS	1,689,267.86	0.000689275723903532	26,990.28	0.00080366320010570	7,395.67	0.000722846303639138	11,284.25	0.00074429325293990	89,905.14	0.0007608011825297	873,508.80	0.000766937661886879	873,508.80	0.000766937661886879				
352	SAN SIMON ZAHUALTLÁN	1,988,280.14	0.00081169293818208	30,925.67	0.00091903662231105	8,658.99	0.00084632133316791	13,228.79	0.000872551883314841	102,868.91	0.00086030113270065	712,298.40	0.000826359501103893	712,298.40	0.000826359501103893				
353	SANTA ANA	1,507,845.69	0.000672808077258895	23,524.84	0.00069910775438920	6,545.34	0.000639738652883630	10,028.11	0.00068143852552096	76,020.22	0.0006676582857235	1,318,828.70	0.00115775381638680	1,318,828.70	0.00115775381638680				
354	SANTA ANA ATEIXTLAHUACA	1,037,046.31	0.000423150821771920	18,211.72	0.000541208693452865	4,629.09	0.000452443247488440	7,276.27	0.000479932260774266	57,932.81	0.000495760266765708	544,675.50	0.0004782231818687088	544,675.50	0.0004782231818687088				
355	SANTA ANA CUAUHTEMOC	1,911,144.32	0.000412581972508886	17,545.90	0.000439957073128760	4,501.34	0.0004398549192521674	7,081.24	0.0004657489192521674	56,046.20	0.000479615583709954	545,760.00	0.000478153869069007	545,760.00	0.000478153869069007				
356	SANTA ANA DEL VALLE	1,097,007.64	0.000412808172962910	30,440.56	0.000904620357743120	8,630.36	0.00084352381912348	12,768.60	0.000842198415623854	102,120.64	0.00087389709008840	754,518.80	0.000862463108628404	754,518.80	0.000862463108628404				
357	SANTA ANA LA VALLA	1,338,888.58	0.000546312916753952	20,944.76	0.000522427891832811	5,845.17	0.000517130853879194	9,364.66	0.00051767949118923	69,272.65	0.000593280198555841	631,167.00	0.000554869213824332	631,167.00	0.000554869213824332				
358	SANTA ANA LEOPACOTÁN	2,005,923.97	0.000818486872718662	31,258.89	0.00092895910593665	8,732.21	0.00085347862703215	13,275.21	0.000875613879479843	103,923.42	0.00089325105888898	984,782.60	0.0008470757448898770	984,782.60	0.0008470757448898770				
359	SANTA ANA YARENI	1,238,303.25	0.000578660253959	19,435.02	0.000577562132403106	5,405.97	0.000528374822968719	8,303.97	0.000547717866666757	64,421.59	0.000552802973978680	637,946.00	0.000560114352828772	637,946.00	0.000560114352828772				
360	SANTA ANA ZEACACHE	2,481,765.84	0.00107284640679660	38,614.39	0.00114752896602910	10,811.71	0.001097906544829590	128,333.36	0.001099821271948890	128,333.36	0.001099821271948890	1,405,560.00	0.001234076756858430	1,405,560.00	0.001234076756858430				
361	SANTA CATALINA QUIRI	1,266,077.41	0.000516803445094332	21,828.68	0.0005489560608481	6,287.03	0.000550829414488016	8,910.87	0.0005874818076924	69,833.23	0.0005975881628200	722,352.60	0.00063223055846895	722,352.60	0.00063223055846895				
362	SANTA CATALINA QUIXTLA	1,448,602.89	0.00059148819886207	21,848.33	0.00064927691430633	6,287.03	0.000614750229848059	73,653.70	0.000614750229848059	73,653.70	0.000630291834976886	689,387.30	0.000605718632810860	689,387.30	0.000605718632810860				
363	SANTA CATALINA XTETEPÉ	1,878,745.38	0.000684988276867658	26,288.93	0.000781243881882890	7,324.29	0.00071586976259147	11,466.40	0.000758307184167444	87,086.50	0.000745071984248687	776,324.90	0.0008501610843857277	776,324.90	0.0008501610843857277				
364	SANTA CATALINA JUQUITLA	6,898,313.37	0.002818912874168620	93,157.87	0.00286826231477690	28,192.04	0.002834929490777760	39,946.18	0.002821388898888800	328,939.784	0.002821388898888800	3,467,782.30	0.003048683151338140	3,467,782.30	0.003048683151338140				
365	SANTA CATALINA LACHATAO	1,057,760.33	0.00043160285864824	16,199.98	0.000481424610868774	4,597.59	0.000449364846478815	7,130.69	0.000470330014221634	54,125.81	0.0004681848415232	459,829.50	0.000430728990847825	459,829.50	0.000430728990847825				
366	SANTA CATALINA LOXICHA	3,022,848.83	0.001233427048005490	41,066.33	0.001202392730481650	12,876.36	0.001258952424583380	21,018.88	0.001386374895922780	143,046.30	0.0012242119317668890	1,889,638.60	0.001659394318905190	1,889,638.60	0.001659394318905190				
367	SANTA CATALINA MECHOACÁN	2,303,233.47	0.000939799048668416	35,433.40	0.001052995575116960	10,000.89	0.0010977171544540631	15,135.34	0.0009983061567868841	118,403.60	0.00113233930812280	877,198.60	0.000770177298868971	877,198.60	0.000770177298868971				
368	SANTA CATALINA MINAS	3,128,425.27	0.001276508890079380	52,513.61	0.001560578080378020	13,823.58	0.0013571047302658240	20,945.62	0.0013815428545830240	170,067.22	0.0014553508569830240	1,880,907.20	0.0016514288359770410	1,880,907.20	0.0016514288359770410				
369	SANTA CATALINA OJIANE	1,162,024.29	0.000474166763321334	18,548.48	0.00055121629217856	5,091.55	0.0004976436637668149	7,916.89	0.0004976436637668149	7,916.89	0.00052237837876167	744,370.90	0.000655565033863782	744,370.90	0.000655565033863782				
370	SANTA CATALINA TAYATA	1,095,339.80	0.00044683665203893	15,585.13	0.00045625292313080	4,675.86	0.00045014506078230	6,574.34	0.00043994986561705103	53,862.17	0.00046099257477321	612,307.40	0.0005376037452816904	612,307.40	0.0005376037452816904				
371	SANTA CATALINA TICUA	1,334,973.53	0.0005444715418882183	21,276.42	0.000632228411942611	5,840.98	0.00057089236808823	8,937.41	0.000589498656147623	70,133.36	0.0006001166625921449	694,320.30	0.000609610792929105	694,320.30	0.000609610792929105				
372	SANTA CATALINA YOSONOTU	1,572,755.78	0.00064173884578250	26,051.27	0.00077418119729277	6,938.72	0.000678184463389869	10,749.09	0.000708994452510154	84,636.14	0.00072427412654984	789,715.80	0.00069361072080230	789,715.80	0.00069361072080230				
373	SANTA CATALINA ZAPOQUILA	863,471.24	0.00035232623583865	15,254.47	0.000453326223583865	3,862.02	0.00037747049024023	6,093.51	0.000401019119322207	48,422.36	0.0004143745083855	445,039.20	0.00039074285834748	445,039.20	0.00039074285834748				
374	SANTA CRUZ ACATEPEC	1,176,270.62	0.00047995976320061	19,486.47	0.0005079091102875990	5,190.64	0.00050328686147267	8,035.03	0.000529978874968258	63,308.44	0.000541762243242143	499,665.60	0.000493974064726587	499,665.60	0.000493974064726587				
375	SANTA CRUZ AMILPAS	4,391,591.81	0.001203674286810670	55,654.57	0.001653920198153140	20,446.00	0.001996374332352820	26,884.59	0.001773268728538990	214,115.63	0.0019322858109932780	2,619,242.80	0.0022996680079538690	2,619,242.80	0.0022996680079538690				

"2020, Año de la pluriculturalidad de los pueblos indígenas y afroamericanos"



COMISIÓN PERMANENTE DE HACIENDA  
ASUNTO: DICTAMEN.  
EXPEDIENTE: 1300

Clave	Municipio	FGP			FIAPS			FISAN			FOCOISAN			FOFIR			FFM		
		Monto	Coefficiente de distribución	Coefficiente de distribución	Monto	Coefficiente de distribución	Coefficiente de distribución	Monto	Coefficiente de distribución	Coefficiente de distribución	Monto	Coefficiente de distribución	Coefficiente de distribución	Monto	Coefficiente de distribución	Coefficiente de distribución	Monto	Coefficiente de distribución	
376	SANTA CRUZ DE BRAVO	721,440.51	0.000294372721566226	12,354.06	0.000367133002048611	3,202.29	0.0003311663800040719	5,019.27	0.0003311663800040719	39,646.47	0.0003311663800040719	402,891.80	0.0003311663800040719						
377	SANTA CRUZ TUNDUJIA	4,693,388.41	0.0018750689748738810	68,633.67	0.0002396278820606500	20,178.63	0.00197222418220113170	29,891.04	0.00197222418220113170	234,059.55	0.00197222418220113170	1,835,206.00	0.0018750689748738810						
378	SANTA CRUZ XILITLAPAC	1,806,181.69	0.00073688872980302	27,154.24	0.0008060658817546147	7,809.83	0.00077121070765669866	11,783.32	0.00077121070765669866	97,529.80	0.00077121070765669866	1,288,743.60	0.00073688872980302						
379	SANTA CRUZ NUNDAECO	1,866,332.63	0.0006880821341192660	26,561.48	0.000789343135176561	7,356.32	0.0007132070514718655	11,243.25	0.0007132070514718655	87,943.22	0.0007132070514718655	566,191.20	0.0006880821341192660						
380	SANTA CRUZ PAPALOTLA	1,215,241.47	0.000497492753896659	15,919.67	0.000580077721716829	5,336.35	0.000521510227353446	8,190.20	0.000521510227353446	64,220.11	0.000521510227353446	486,113.60	0.000497492753896659						
381	MINA	1,488,457.91	0.000607342293214258	21,745.25	0.000646216821317631	6,393.87	0.000624931316267109	9,318.54	0.000624931316267109	74,278.73	0.000624931316267109	1,288,863.90	0.000607342293214258						
382	SANTA CRUZ TACAHUJA	1,213,823.04	0.000495281691941014	20,246.06	0.00061066239358084	5,920.56	0.00052394262359808	8,223.60	0.00052394262359808	65,657.24	0.00052394262359808	523,156.50	0.000495281691941014						
383	SANTA CRUZ TAYAJA	892,174.66	0.00035958923219451	14,717.66	0.000437373519223747	3,928.34	0.000383952543086824	7,359.93	0.000383952543086824	46,985.41	0.000402078484932710	398,377.00	0.00035958923219451						
384	SANTA CRUZ XITLA	2,248,066.57	0.000916472972968075	34,643.42	0.001029516266197640	9,782.70	0.000954197812827274	14,831.27	0.000954197812827274	115,618.84	0.000988408712638662	727,092.00	0.000916472972968075						
385	SANTA CRUZ XOXOCOTLAN	43,138,542.62	0.017602018874788800	464,415.13	0.013801302638889000	176,534.29	0.017254306613715900	259,387.67	0.017108836162222000	1,800,410.59	0.015400702121385800	11,207,453.00	0.00988408712638662						
386	ZENONTEPEC	10,669,512.36	0.00443513916388250	133,643.12	0.003971552659488090	45,225.93	0.0044203432423201750	61,105.45	0.0044030427232301750	491,765.67	0.00420826802033070	1,579,535.10	0.00443513916388250						
387	SANTA GERTRUDIS	1,716,790.92	0.00070051071632134	22,242.45	0.00073320597734764	7,355.09	0.000714970276658178	10,839.69	0.000714970276658178	84,740.75	0.000725169326779728	851,193.50	0.00070051071632134						
388	SANTA INES DEL MONTE	1,770,201.46	0.000722305222938948	28,621.33	0.00089057208774719	7,633.33	0.00078761130201913	11,893.17	0.000784456317052953	95,847.31	0.0007939876915217686	215,748.50	0.000722305222938948						
389	SANTA INES VAZQUEZ	1,538,944.60	0.00067887650659129	27,039.68	0.000803654363899447	6,879.50	0.00072396378774996	10,909.77	0.00071952673052930	85,935.05	0.000735385549818959	823,980.00	0.00067887650659129						
390	SANTA LUCIA DEL CARRINO	1,754,103.45	0.000715737890517000	256,175.66	0.000761112501084860	73,865.31	0.000741969487486960	131,448.53	0.000657017488738620	665,484.17	0.0007398299389324000	4,524,506.50	0.000715737890517000						
391	SANTA LUCIA MARHUATLAN	2,081,307.57	0.000849245593091591	33,090.41	0.00098336757655895	9,102.66	0.000898686610486937	13,949.97	0.000920111874683157	109,161.19	0.0009341743945370663	973,605.50	0.000849245593091591						
392	SANTA LUCIA MONTEVERDE	3,993,753.01	0.00138476800799870	50,952.83	0.001514195773751950	14,675.47	0.001434367727829700	22,419.66	0.001478768395014260	171,677.23	0.00146912862219610	1,370,571.80	0.00138476800799870						
393	SANTA LUCIA OCOILAN	2,142,482.71	0.00087419300865880	32,250.07	0.000958394650447877	9,259.29	0.00090499495415643	13,767.32	0.00090807254436206	108,761.11	0.00093076235913793	782,104.10	0.00087419300865880						
394	SANTA MARIA ALTOPEC	1,454,971.17	0.00059387864318472	22,768.19	0.00067631876678047	6,347.26	0.000620378959243687	9,959.56	0.000656818193656351	75,393.12	0.000645176843488483	467,563.20	0.00059387864318472						
395	SANTA MARIA APAZCO	1,852,916.56	0.000674447219897456	27,657.42	0.000821912119049444	7,308.77	0.000714352849006368	11,410.72	0.000752633651760780	89,492.23	0.000765830136885555	696,500.80	0.000674447219897456						
396	SANTA MARIA LA ASUNCION	2,086,263.88	0.00085126385836885	33,635.94	0.000999578379480080	9,150.22	0.000894334578077693	14,178.54	0.0009351960216881214	110,316.12	0.000944030663979407	754,509.60	0.00085126385836885						
397	HEROICA CIUDAD DE TLIAXIACO	19,746,944.30	0.00085743797105110	236,465.93	0.000786634901136700	82,404.94	0.00085187467232220	119,214.66	0.00078632288030188880	876,085.14	0.0007514217301899510	9,228,160.20	0.00085743797105110						
398	AYOQUEZUCO DE ALDAMA	2,881,474.20	0.001175741292901960	40,141.14	0.001192898304992310	12,264.56	0.0011987274724442200	17,454.58	0.00115127888807770	139,870.02	0.001199348288012930	1,469,738.20	0.001175741292901960						
399	SANTA MARIA ZAHOAPA	1,321,511.46	0.000451956800475080	125,436.00	0.000727716192625970	45,498.49	0.0004344722473169720	57,242.20	0.000375612852622830	484,219.13	0.000443707255849600	3,970,622.00	0.000451956800475080						
400	SANTA MARIA CAMOILAN	1,746,993.89	0.000712834029739736	22,850.23	0.000679053973945045	7,328.43	0.0006716274407278621	9,506.28	0.0006270290499782607	82,167.57	0.0007037137923035184	632,788.00	0.000712834029739736						
401	SANTA MARIA COLOTEPEC	9,726,747.94	0.0003968850131658880	103,032.79	0.000361887144949760	40,308.03	0.0003939671942663010	59,152.96	0.0003901628432976530	398,320.58	0.000340863004977920	4,630,974.30	0.0003968850131658880						
402	SANTA MARIA CORTLIO	1,045,166.21	0.00042646402276836	17,632.79	0.000524576516537647	4,629.80	0.00045251262273531	7,203.30	0.00047511924645907	56,945.64	0.00048712555312680	488,054.40	0.00042646402276836						
403	SANTA MARIA COVOTEPES	1,728,857.54	0.000704617010338754	21,876.90	0.000650128813233546	7,225.15	0.00070615803321237	10,069.17	0.00066541479112654038	76,326.64	0.00067883807638434	1,009,090.90	0.000704617010338754						
404	SANTA MARIA CHACOHAPAN	1,047,702.45	0.00042456872842468	16,136.77	0.000479546016249151	4,529.48	0.00044270745235757	6,813.69	0.000449421152034629	53,824.01	0.00046095916397915	686,052.20	0.00042456872842468						
405	VILLA DE CHILAPA DE DIAZ	1,629,536.54	0.000664907661763210	21,973.78	0.000653007964234476	6,920.97	0.000676444613762114	10,782.04	0.00071182732881648	77,037.47	0.0006592408715672913	763,499.20	0.000664907661763210						
406	SANTA MARIA CHILCHOTLA	9,287,810.45	0.00038811280671960	136,575.60	0.0004056898924427850	39,971.20	0.000399675904108050	59,956.29	0.0003973242862517190	464,299.26	0.0003973242862517190	3,039,516.80	0.00038811280671960						
407	SANTA MARIA CHIMALAPA	3,789,202.43	0.0001546123815091670	54,554.13	0.0001621217763305430	15,789.56	0.0001541303130187210	23,763.84	0.00015674250516634240	184,312.90	0.0001577258472822820	864,307.20	0.0001546123815091670						
408	ROSARIO	853,082.52	0.00034808722235293	13,873.37	0.000412283247499877	3,744.29	0.000365963661786332	5,709.18	0.000376568267674527	45,416.44	0.000386651377517313	586,682.00	0.00034808722235293						
409	SANTA MARIA DEL TULE	4,416,066.93	0.001884738826968180	56,578.07	0.001884738826968180	19,280.69	0.001884738826968180	28,764.87	0.001866829892728110	207,043.51	0.001771737131019240	1,856,900.80	0.001884738826968180						
410	SANTA MARIA ECATEPEC	2,055,580.47	0.000838788823893731	33,174.29	0.00085860248666429	9,061.70	0.00088470818802816	15,211.21	0.00090330843496010	106,114.89	0.000925193828929777	753,232.80	0.000838788823893731						

"2020, Año de la pluriculturalidad de los pueblos indígenas y afroamericanos"



**COMISIÓN PERMANENTE  
DE HACIENDA**  
  
**ASUNTO: DICTAMEN.**  
**EXPEDIENTE: 1300**

Clave	Municipio	FGP		FIERS		FISAN		FOCOISAN		FOFOR		FFH	
		Monto	Coefficiente de distribución	Monto	Coefficiente de distribución	Monto	Coefficiente de distribución	Monto	Coefficiente de distribución	Monto	Coefficiente de distribución	Monto	Coefficiente de distribución
411	SANTA MARIA GUIELAGE	984,171.29	0.0004056632825634	16,971.81	0.000504355501662148	4,409.28	0.00043095208459077	6,847.49	0.000451855551220499	54,545.23	0.000466677036678655	54,545.23	0.000495440956603363
412	SANTA MARIA GUIENAGANI	2,719,150.39	0.0011095066097870	33,739.51	0.00103204949272520	11,287.29	0.00103204949272520	13,775.22	0.000908595361695686	124,475.59	0.00106527038246640	124,475.59	0.00057500521523355
413	SANTA MARIA HUATUCO	62,445.971.28	0.025468011800913300	682,637.00	0.02028653268076600	282,538.82	0.02468280600291800	420,599.11	0.02776585493439000	2,517,603.00	0.021544439901262400	2,517,603.00	0.02428256666196846500
414	SANTA MARIA HUAZOL OTILLAN	4,629,274.94	0.001888904651494100	64,042.85	0.001903199740014280	19,703.76	0.001925828437583370	29,027.06	0.00191458265673940	223,218.19	0.0019101910605657800	223,218.19	0.001494910290163840
415	SANTA MARIA IPALAPA	2,269,656.50	0.000926098481672415	34,571.32	0.0010257187695410	9,833.47	0.000982261408754272	14,892.22	0.000991149052272891	115,822.21	0.000991149052272891	115,822.21	0.0005668434989826706
416	SANTA MARIA IXCATLAN	1,063,995.53	0.000433376205976884	18,567.45	0.00055178034872838	4,744.72	0.000496374825348676	7,444.35	0.000491018548328285	59,184.95	0.00050647548015716	59,184.95	0.000552733359509487
417	SANTA MARIA JACATEPEC	4,852,395.70	0.001698533825266970	67,252.98	0.001998597096337610	19,990.54	0.0019539593068412090	30,640.28	0.00202088817953500	229,795.80	0.00196647663174710	229,795.80	0.002280718368203480
418	SANTA MARIA JALAPA DEL MARQUES	4,262,850.41	0.001739390648892300	60,418.54	0.00179549493848605450	18,484.88	0.001806696162017610	37,248.51	0.002456857925145000	203,101.76	0.00173804470793460	203,101.76	0.001284054163048750
419	SANTA MARIA JALTANGUIS	985,262.80	0.00039386662833721	16,263.85	0.000483232573739788	4,278.76	0.00041820228698909	6,825.62	0.000450208037605263	52,413.17	0.00048529524104776	52,413.17	0.0005098958598989636
420	SANTA MARIA LACHIXIO	1,530,027.46	0.000624302039744118	23,406.45	0.00065563396003357	6,642.28	0.000649212895428997	10,276.03	0.000677792038105785	78,255.98	0.000669667860055849	78,255.98	0.000504949490886306
421	SANTA MARIA MEXTEQUILLA	4,218,713.17	0.001721381125887470	64,890.92	0.00192840244263060	18,370.46	0.00179551286013230	29,813.97	0.001966464603714560	215,727.38	0.001846087997979230	215,727.38	0.001756438824047650
422	SANTA MARIA NAYIVITAS	1,114,866.85	0.000454902164889240	16,586.41	0.00049230828297893	4,789.82	0.000489130218924471	6,743.36	0.000444782288805659	58,402.46	0.00048286240016764	58,402.46	0.00044808240067034
423	SANTA MARIA NDUAYACO	886,566.79	0.000381749716599022	15,432.42	0.00045681447039842	3,951.89	0.00038625430990988	6,178.28	0.00040715109289847	49,261.02	0.00042155397138840	49,261.02	0.000352018996639780
424	SANTA MARIA OZOLOTEPEC	2,379,336.22	0.00097085160716781	37,426.84	0.0011223825819060	10,379.88	0.001014520481507230	15,747.30	0.001038669165670130	124,018.96	0.00106129275089330	124,018.96	0.000181616767891650
425	SANTA MARIA PAPAJO	1,823,539.11	0.000744065131321972	26,880.17	0.000788814115167260	7,848.83	0.00076713784657289	11,512.31	0.000759333414635991	91,457.58	0.000782648827928562	91,457.58	0.00075663206412280
426	SANTA MARIA PENUELES	3,869,941.59	0.00157907023852550	57,866.56	0.001719855230074290	16,705.73	0.001632820581884650	24,778.79	0.001634374207248840	195,674.53	0.001674845818334880	195,674.53	0.0007793837673170106
427	SANTA MARIA PETAPA	5,319,236.02	0.002170432675032010	71,592.55	0.002127558697760880	22,547.56	0.002203778866656220	33,649.53	0.002219474010979820	252,025.24	0.00215870705953270	252,025.24	0.000137366239706550
428	SANTA MARIA QUIEGOLANI	1,480,351.01	0.00060403497159872	24,649.80	0.00073252873715882	6,532.35	0.00068466231533867	10,136.79	0.00066660802898894	79,923.15	0.00068394269488060	79,923.15	0.00057846623702214
429	SANTA MARIA SOLA	1,373,486.93	0.000560430230335197	23,104.08	0.000686597168476086	6,080.32	0.000638453975743234	9,620.28	0.000633453975743234	74,547.39	0.000637939605439076	74,547.39	0.000539251407488245
430	SANTA MARIA TAYALTEPEC	845,570.51	0.000345022051910236	14,711.36	0.000437188298349665	3,769.52	0.000368428620135410	5,821.02	0.000383848072453836	47,010.79	0.00040229303490127	47,010.79	0.00046174037899761
431	SANTA MARIA TECOMANACA	1,095,010.68	0.000447210372468669	17,234.68	0.0005121737310451194	4,778.98	0.00046709366273350	7,221.33	0.000476308497718891	57,133.53	0.0004889920424782892	57,133.53	0.000459387768661645
432	SANTA MARIA TENAXCALAPA	1,222,067.78	0.00049864591390670	20,582.01	0.000611647921367822	6,724.86	0.00052889888483875	8,600.77	0.000567294387924704	66,362.99	0.000567901567795003	66,362.99	0.0005922650593472865
433	SANTA MARIA TENAXCALTEPEC	1,673,813.58	0.00068285157617828	26,970.21	0.00080148887788105	7,338.83	0.00071290802866803	11,282.91	0.0007442044448764625	88,521.67	0.00075752456567826	88,521.67	0.000507098872108123
434	SANTA MARIA TEOPOXCO	2,546,611.68	0.001039105763910160	35,683.45	0.0010807352723440	10,852.11	0.00106067352723440	15,571.83	0.00102709541788490	123,013.63	0.001061247163591470	123,013.63	0.000710663930682120
435	SANTA MARIA TEPANTLALI	1,968,624.91	0.000803267164054778	29,585.24	0.00087680794818808	8,507.66	0.0008315372079020	12,687.18	0.000835508880974928	98,787.11	0.000853928616158873	98,787.11	0.000808165479527459
436	SANTA MARIA TEXCATELCO	1,108,965.23	0.00045249623881245	18,785.96	0.000558273627546635	4,912.32	0.00048012902391704	7,656.89	0.000505037406280848	60,530.90	0.000517993432938880	60,530.90	0.00045954772155760
437	SANTA MARIA TLAHUJILTEPEC	7,185,270.49	0.00293183206457780	79,309.27	0.00235688108807230	29,213.14	0.002855267003003710	31,766.96	0.002809530203596860	310,150.34	0.002654112847208260	310,150.34	0.000760091402889063
438	SANTA MARIA TLAXIAC	1,505,924.28	0.000514463588833473	25,674.00	0.00076296363889199	6,724.86	0.00065726244330129	11,991.14	0.000790918276735296	81,157.72	0.0006992826261947806	81,157.72	0.0005546034994621688
439	SANTA MARIA TOMAMECA	9,514,617.39	0.003882295518238330	124,511.39	0.00370071560843550	40,007.03	0.003910252463349590	54,848.78	0.003917448315918030	445,994.71	0.0038165601618219320	445,994.71	0.0023948705049248900
440	SANTA MARIA TOTOLAPILLA	1,212,883.16	0.000494898348239339	19,700.30	0.000585445617086111	5,333.02	0.0005212447456036456	8,430.52	0.0005566064923800610	64,359.00	0.000550752414888458	64,359.00	0.000834120291765144
441	SANTA MARIA XADANI	2,989,433.52	0.00121978280997470	42,506.78	0.0012683181615512110	12,860.10	0.001256893302656460	21,834.43	0.0014407167465968370	144,991.47	0.001240765167876580	144,991.47	0.0007485667068888600
442	SANTA MARIA XALINA	684,878.79	0.00027945427316050	11,898.78	0.00035360373539077	3,054.70	0.000289563742418885	4,319.79	0.0003179068387830338	37,972.24	0.0003240764906511010	37,972.24	0.00035306336969710
443	SANTA MARIA YANESIA	723,531.83	0.000295226052678733	11,200.95	0.000330681847387003	3,140.28	0.000298623335554231	4,542.60	0.000296623335554231	37,456.94	0.000320537922808091	37,456.94	0.000350666281419244

"2020, Año de la pluriculturalidad de los pueblos indígenas y afromixicano"



COMISIÓN PERMANENTE DE HACIENDA
ASUNTO: DICTAMEN. EXPEDIENTE: 1300

Table with 11 columns: Clave, Municipio, FGP (Monto, Coeficiente de distribución), FIEPS (Monto, Coeficiente de distribución), FISAN (Monto, Coeficiente de distribución), FOCOISAN (Monto, Coeficiente de distribución), FOFIR (Monto, Coeficiente de distribución), and FFM (Monto, Coeficiente de distribución). Rows list various municipalities and their corresponding financial data.


"2020, Año de la pluriculturalidad de los pueblos indígenas y afroamericano"



**COMISIÓN PERMANENTE  
DE HACIENDA  
ASUNTO: DICTAMEN.  
EXPEDIENTE: 1300**

Clave	Municipio	Anexo 2. Monto garantizado 2013 y coeficientes de distribución de FGP, FIEPS, FISAN, FOCOISAN, FOFIR y FFM						FFM					
		Monto	Coeficiente de distribución	Monto	Coeficiente de distribución	Monto	Coeficiente de distribución	Monto	Coeficiente de distribución	Monto	Coeficiente de distribución	Monto	Coeficiente de distribución
484	SUCHILQUITONGO	2,883,477.10	0.007094951622817240	37,237.92	0.001106521677001530	11,413.17	0.00115513351206950	16,277.24	0.001073623242728220	128,931.67	0.00111890815938570	1,170,707.50	0.0010278770968871610
485	SANTAGO TAMPICOLA	1,897,695.55	0.000774323527907636	30,132.47	0.00089546662843852	8,295.14	0.000810759799436013	12,706.52	0.00083810370879902	99,460.52	0.000851133822649637	933,347.50	0.000819478638666682
486	VILLA TEJUPAM DELA UNIÓN	1,866,479.45	0.000647338677379215	23,205.93	0.000689924623936644	6,809.85	0.000665568841199707	9,681.08	0.000638550035335668	79,352.29	0.000679057575719933	2,457,064.10	0.002157293876808170
487	SANTAGO TENANGO	2,130,522.39	0.000869328944849150	19,954.08	0.000570359479149443	8,891.63	0.000890602154344888	12,036.47	0.0007933087780684882	78,816.66	0.000674473801528831	863,021.70	0.00075730038060728
488	SANTAGO TEPELAPA	743,827.60	0.0003003504238828540	12,924.08	0.00039496915884472	3,316.30	0.000324132283852233	4,283.05	0.000353274879988447	41,283.05	0.000353274879988447	475,111.20	0.000417458710418309
489	SANTAGO TEPEPEC	2,741,375.86	0.00118760340558770	41,707.11	0.001239335735188800	11,873.27	0.001168672563544760	17,587.97	0.001168672563544760	140,995.99	0.001198880568665840	635,303.70	0.000733588823157963
490	SANTAGO TEXCATELCO	1,720,070.78	0.00070184988139159	26,395.83	0.000799279427689798	7,497.62	0.00073281085343999	11,445.65	0.0007549338544134698	89,277.22	0.00076399019800662	690,483.70	0.000660242270982819
491	SANTAGO TEXCATELAN	2,052,377.64	0.000837441179413074	30,563.80	0.00090828572613212	8,497.33	0.00093459263882726	14,168.43	0.00093459263882726	102,962.60	0.00088110286271591	683,493.60	0.000600104981607834
492	SANTAGO TILANTONGO	2,851,119.17	0.00108174846637490	42,515.31	0.00126345293791680	11,629.41	0.00113664846152780	18,619.72	0.001228123861050720	139,382.29	0.00119276453668970	1,078,367.70	0.000547220263040520
493	SANTAGO TILLO	732,406.78	0.000288847333641299	12,137.45	0.00036069892910857	3,233.34	0.000316023851304311	5,189.34	0.0003424281371929070	39,333.69	0.0003363598218448114	402,473.10	0.000353336972516168
494	SANTAGO TLAZOYALTEPEC	2,575,009.07	0.001050692018825900	40,245.15	0.001195989823247250	11,229.71	0.001097682123695710	17,432.95	0.001149852052045920	133,459.22	0.001142077839993320	1,196,086.20	0.00105015949610350
495	SANTAGO XANICUA	1,930,380.85	0.00078765262826743	31,277.75	0.000929999634513947	8,472.17	0.000828065253513810	13,050.99	0.0008060824925294959	102,444.44	0.0008766430363683871	697,274.40	0.0008712151801963670
496	SANTAGO XICUITL	1,181,137.85	0.000481943060372789	18,249.01	0.000542137627282426	5,134.91	0.0005018816658243995	7,774.39	0.000512800726299016	60,975.44	0.000520091854448866	540,307.90	0.000470915242593005
497	SANTAGO YATEPEC	2,310,867.69	0.000942917407490700	35,110.38	0.001073118463183850	10,059.36	0.000989414623538991	15,475.81	0.001020762077352950	119,847.76	0.00102559713435940	1,036,873.60	0.000917071930279133
498	SANTAGO YAHO	3,565,522.39	0.001455264632836800	56,302.82	0.001673184631634450	15,609.35	0.00152564430225140	25,371.10	0.00167344114929760	185,405.14	0.00156860527045640	1,325,133.60	0.00116346286066230
499	SANTAGO YOLOMECATIL	1,539,723.96	0.00062826077688851	20,724.74	0.000615888512846007	6,540.25	0.00063923870891922	10,431.52	0.00068800479939046345	72,588.23	0.00062117408544266	770,489.20	0.0006764888198000463
500	SANTAGO YOSONDUA	3,175,099.99	0.001578889031340930	56,679.16	0.00168436652870690	16,107.45	0.001574328212836140	24,413.75	0.001610295691539450	189,952.85	0.00162552237161940	1,174,315.20	0.0009783684843924245
501	SANTAGO YUCUYACHI	1,009,677.22	0.00041198328480873	17,170.44	0.000510264251866522	4,478.10	0.00043768515656205	7,002.77	0.00046189259164342	55,247.97	0.00042784737102582	522,246.50	0.000458530639800240
502	SANTAGO ZACATEPEC	2,718,700.17	0.00110923853640105	40,095.19	0.00119123350323980	11,736.61	0.001147129108098370	18,442.94	0.0011645657013280	135,997.89	0.001167235589492260	744,531.20	0.00095378358539954
503	SANTAGO ZOCUICILA	1,428,405.99	0.000582635637453618	19,803.09	0.000588498919191910	6,067.05	0.000582988212515794	8,465.55	0.00058844141668303	69,226.43	0.00059240548714023	551,980.30	0.0005842830124161574
504	NUEVO ZOOQUIPAM	1,558,823.86	0.00063605413882700	22,419.05	0.0006652418339578254	6,677.53	0.00062855988029653	9,619.84	0.000634510753378824	77,093.62	0.000659728079435659	760,087.10	0.000667453812824593
505	SANTO DOMINGO ALBARRADAS	2,891,100.00	0.001179669898878670	41,971.08	0.00124727279728248300	12,419.58	0.001213876892988200	18,572.46	0.0012274231988003010	143,432.38	0.0012274231988003010	829,850.40	0.000728605745552491
506	SANTO DOMINGO ARMENTA	938,110.02	0.000382781937916488	16,143.15	0.000479736658631259	4,173.71	0.00040793480678662	6,563.24	0.000442424076413438	51,700.48	0.000442424076413438	467,282.40	0.000410272311052157
507	SANTO DOMINGO CHIHUITAN	1,816,307.99	0.000741116633848029	28,326.47	0.000841794678718554	7,909.05	0.00073023697216611	12,041.46	0.00079423731262899	94,141.33	0.000805614629912075	881,300.60	0.000737778841004182
508	SANTO DOMINGO MORELOS	1,016,004.59	0.000416566071045422	14,680.93	0.000436281991809668	4,349.26	0.000425092005640841	6,136.19	0.000404734230483537	50,462.13	0.000431829991047333	386,501.20	0.000338468703801769
509	SANTO DOMINGO IXCATELAN	4,301,665.23	0.001755228404147670	59,701.18	0.001774475731631950	18,309.41	0.001789545876188750	26,787.25	0.001766848323718810	207,940.03	0.001779447686795610	1,556,011.90	0.00136617299862460
510	SANTO DOMINGO OZOLOTEPEC	1,099,843.82	0.000448774981400852	18,969.46	0.0005632800897067	4,899.47	0.000477892503181981	7,687.44	0.000505073683486835	60,733.11	0.000519723848667499	425,995.20	0.00037349549816470
511	SANTO DOMINGO OZOLOTEPEC	1,958,605.88	0.00078917902718660	30,310.19	0.000900746074351621	8,515.84	0.00083280626294675	12,858.05	0.000848098408333514	101,076.24	0.0008649603515838959	1,020,402.80	0.00089591008550777
512	SANTO DOMINGO ROAYAGA	1,109,418.38	0.00045268113380112	19,091.23	0.000567345519016808	4,929.48	0.000481803109239859	7,723.86	0.00050945465076237	61,169.95	0.000523462106016849	535,209.60	0.00046991215481096
513	SANTO DOMINGO ROAYAGA	3,632,864.60	0.00148233461269220	54,402.52	0.0016716712278109450	15,698.80	0.001534387117552620	23,689.59	0.001562551143774660	183,631.89	0.0015714307376656560	966,244.80	0.000848395655719607
514	SANTO DOMINGO TEHUANTEPEC	1,265,593.39	0.0005164084816809	21,860.16	0.000649631470827408	5,629.35	0.0005840742424518844	8,855.17	0.0005840742424518844	69,931.63	0.00059440219698661	610,538.40	0.000538065067745380
515	SANTO DOMINGO TEHUANTEPEC	30,820,777.86	0.012575945135653900	414,904.34	0.012329968831020900	130,435.57	0.012748658645690000	187,271.13	0.012362133276892100	1,464,581.51	0.012633162470410700	13,761,393.70	0.012082458484001600


"2020, Año de la pluriculturalidad de los pueblos indígenas y afroamericano"



COMISIÓN PERMANENTE DE HACIENDA  
ASUNTO: DICTAMEN.  
EXPEDIENTE: 1300

Clave	Municipio	FGP			FIERS			FISAN			FOCOISAN			FOFOR			FFM		
		Monto	Coefficiente de distribución	Monto	Coefficiente de distribución	Monto	Coefficiente de distribución	Monto	Coefficiente de distribución	Monto	Coefficiente de distribución	Monto	Coefficiente de distribución	Monto	Coefficiente de distribución	Monto	Coefficiente de distribución	Monto	Coefficiente de distribución
516	SANTO DOMINGO TEICOMILCO	2,565,249.24	0.001054871252944660	38,117.13	0.00113274867286550	11,128.65	0.001087704612820710	16,320.57	0.001076481226950710	129,679.01	0.00109728676919230	752,715.70	0.000606881749032795						
517	SANTO DOMINGO TEPUATEPEC	2,453,353.28	0.001001053131878780	35,950.92	0.001068375026990120	10,591.57	0.001035210878769070	17,117.53	0.001129047557577070	121,723.70	0.001004165107924740	690,699.40	0.000606430776760866						
518	SANTO DOMINGO TLATAYAPAN	655,740.31	0.000267564763858495	11,120.74	0.000330048169275823	2,901.87	0.000283626260680217	4,341.25	0.000286342503044913	35,910.33	0.00030730280959329	413,633.00	0.0003631683257070769						
519	SANTO DOMINGO TONALTEPEC	1,570,520.70	0.000681630318892998	25,188.67	0.000748546796329417	7,231.36	0.00070678863542943	11,220.87	0.0007401112373663105	84,638.80	0.000724298899219242	913,346.00	0.0008019163495993056						
520	SANTO DOMINGO TONALA	4,002,771.18	0.00163324830824950	57,550.44	0.001710265902594240	17,176.96	0.0016788611333968640	26,236.10	0.0017304932555932410	197,106.02	0.001666735500867510	2,223,785.00	0.0019524754438174230						
521	SANTO DOMINGO TONALTEPEC	860,270.54	0.0003351020163416085	15,141.70	0.000449974965936131	3,839.29	0.000378248875609772	5,974.69	0.000394081923722849	48,158.48	0.000411216396422528	452,270.90	0.000397092266613592						
522	SANTO DOMINGO YAGACIA	1,069,589.52	0.000436423678974480	17,916.56	0.00053243716909455	4,729.81	0.000462827533057865	7,361.61	0.000485561153923809	57,951.40	0.000495919350769387	492,336.00	0.000432796083028354						
523	SANTO DOMINGO YAHUILTLAN	1,865,338.49	0.000761122726454032	25,205.05	0.0007490335716020290	7,953.98	0.00077415116504129	13,515.56	0.000891468818060264	87,692.92	0.000750432534045283	722,226.60	0.00063412429886762						
524	SANTO DOMINGO YODOHINO	801,030.36	0.000326846137667311	13,166.86	0.000391287466575963	3,522.78	0.000344313466229286	5,219.37	0.0003444262107358592	43,015.13	0.000368102157029179	396,569.10	0.0003481662812448500						
525	SANTO DOMINGO ZANATEPEC	6,901,833.34	0.00281618710889840	68,067.17	0.002022792686329680	29,110.57	0.0028452419000036410	41,568.02	0.0027411069069898480	267,047.90	0.00228263534484650	2,236,128.80	0.0019633132656793510						
526	SANTOS REYES NOPALA	5,873,026.98	0.00243207936577790	84,209.20	0.002024952414148970	25,502.69	0.002492610833090800	37,400.77	0.002466900774819840	291,448.26	0.0024940689718158600	1,826,237.90	0.001603430481790010						
527	SANTOS REYES PAPAJO	1,890,479.30	0.00071381047908849	29,288.48	0.00087068042189670	8,241.55	0.000865417146334599	13,120.62	0.000865417146334599	97,287.65	0.00083333396844812	1,100,392.90	0.000966141113271843						
528	SANTOS REYES TEPEJILLO	1,182,911.00	0.0004826666666666667	19,049.39	0.000566102134671248	5,197.97	0.000508045059599081	8,426.87	0.000555824175071959	62,300.17	0.000544330836849812	534,650.40	0.000469421195160766						
529	SANTOS REYES YUCUINA	1,315,748.43	0.00053605487276853	22,219.24	0.00056030456103766	5,915.40	0.000568493836598000	9,061.86	0.000597707198818207	71,162.97	0.000513085918891615	577,465.60	0.000507103343785835						
530	SANTO TOMAS JALIEZA	2,939,163.49	0.00094222682960103	32,796.92	0.000973457015339864	9,892.90	0.000969923747066534	15,396.37	0.001019565246796950	112,606.12	0.000936344648399605	1,077,270.80	0.000949369939319224						
531	SANTO TOMAS MAZALTEPEC	1,469,366.05	0.00059955225318445	23,220.17	0.000690047702547993	6,415.97	0.000627091351128883	9,740.16	0.0006424446866818935	76,820.65	0.000657393037502620	581,491.20	0.000510547237850082						
532	SANTO TOMAS OCOTEPEC	2,091,871.47	0.00085355693027912	32,287.29	0.000959500739485603	7,932.57	0.000888706650919867	13,779.72	0.000908890430459064	107,744.35	0.00092202273134530	1,349,078.40	0.00118448611521740						
533	SANTO TOMAS TAMAZULAPAN	1,735,270.01	0.00070805020639225	26,284.75	0.000781119662325150	7,509.74	0.000733995616346642	11,106.34	0.0007325588146567907	88,467.66	0.000757062374674237	885,314.50	0.00077303031149668						
534	SAN VICENTE COXTLAN	2,150,834.18	0.000877614836848052	31,187.46	0.00092681642493333	9,237.06	0.000902822244468257	13,922.59	0.000918313929325491	108,579.91	0.00091205803806237	857,439.10	0.00075282625653107						
535	SAN VICENTE LACHIKO	2,161,417.38	0.00088193371891000	31,428.93	0.00093399231142327	9,261.14	0.00090517802813315	12,909.89	0.00088151769967925	107,856.96	0.0009223986916666732	662,906.40	0.000562029499920687						
536	SAN VICENTE NUNU	848,555.76	0.00034624073308333	15,143.51	0.000450026756790460	3,822.63	0.000373620645384863	6,675.49	0.000440305679623764	47,537.91	0.000406803660621072	452,649.60	0.00039742476387007						
537	SILCAYOPAM	4,877,948.13	0.001867361434859100	68,266.06	0.00198926203457070	19,640.82	0.001919657188668970	28,863.34	0.00190378221819190	228,997.65	0.001942453350603720	1,978,060.10	0.00173672944798150						
538	SITIO DE XITLAPEHUA	1,095,374.52	0.000453541851429490	18,532.25	0.000550754272616335	4,760.18	0.000465258105498989	7,458.57	0.0004919508105498989	59,239.07	0.000506933839242430	618,528.70	0.0005412224424628						
539	SOLEDAD DE LA VILLA DEL PROGRESO	2,055,266.54	0.00083781242108223	28,774.82	0.00085116564257467	8,749.37	0.00085158862414770	12,599.46	0.000831042165369992	99,938.91	0.0008533226264664	1,267,193.90	0.0011239180723350						
540	VILLA DE TAMAZULAPAN DEL PROGRESO	3,911,479.35	0.00159601903608880	51,353.07	0.00152608945605710	16,582.19	0.00161877410659910	26,834.57	0.0017699694629279030	181,440.62	0.0015526678873566390	2,126,663.40	0.00186720301887890						
541	TANITZE DE ZIRAGOZA	1,315,147.30	0.000536870493978274	20,581.57	0.000611633484524229	8,562.98	0.000568414220064262	68,414.55	0.000568414220064262	68,414.55	0.000584547801177880	706,989.40	0.00062073241739376						
542	TANITZE DE ZIRAGOZA	1,117,432.66	0.00045595939158221	18,933.03	0.00056442250787299	4,955.69	0.0004843644818310289	7,641.96	0.00050504052615042929	61,173.66	0.0005234933835457051	669,196.70	0.000587523258467160						
543	TAYALTEPEC DE VALDES	2,655,919.88	0.001046984196260140	39,306.57	0.0011680988331060	11,189.18	0.0010908685879820	17,870.14	0.001178688626258220	131,001.65	0.00112104714517070	694,557.60	0.00060981914866220						
544	TERRACUILLCO DE TEOTITLAN DE FLORES	1,175,479.29	0.00047963273465332	18,021.92	0.0005355668193148151	5,097.82	0.00049825651735996	7,507.13	0.000495159452665093	60,405.54	0.000516920664206115	574,449.30	0.000504364474016770						
545	TEOTITLAN DE FLORES MAGÓN	7,614,429.71	0.003106951114951680	120,170.35	0.003571174282178650	33,203.79	0.003245309617825270	49,132.55	0.003240712040624150	398,436.30	0.003409620323563480	4,143,311.80	0.0036378132552661540						

"2020, Año de la pluriculturalidad de los pueblos indígenas y afroamericanos"




COMISIÓN PERMANENTE  
DE HACIENDA  
ASUNTO: DICTAMEN.  
EXPEDIENTE: 1300

Clave	Municipio	FGP		FIAPS		FISAN		FOCOISAN		FOFOR		FFM	
		Monto	Coefficiente de distribución	Monto	Coefficiente de distribución	Monto	Coefficiente de distribución	Monto	Coefficiente de distribución	Monto	Coefficiente de distribución	Monto	Coefficiente de distribución
546	TEOTITILAN DEL VALLE	2,733,089.74	0.001115181713007840	41,461.64	0.001232140394572780	11,919.47	0.001164998674715890	21,196.08	0.00138065282314650	137,513.37	0.001176717245776810	1,257,944.50	0.001104470866819300
547	TEOTONIGO	1,209,451.15	0.00049394968261849	18,936.34	0.000582742560096654	5,282.33	0.0005143335576658877	7,748.41	0.00051107393330203	62,992.07	0.000539054905282161	824,458.50	0.000548272376512996
548	TEPELME VILLA DE MORELOS	2,010,806.23	0.000820478603938716	28,276.97	0.00084032365757268	8,656.82	0.000846110099396161	15,551.38	0.001025746565418780	96,392.00	0.000824874947962651	1,001,388.70	0.000879215772326361
549	HEROICA VILLA TEZOATLAN DE SEGURA Y LUNA, CUNA DE LA INDEPENDENCIA DE OAXACA	6,560,654.17	0.002676974181774680	94,155.06	0.002798062324100640	28,054.91	0.002742062609910860	39,482.20	0.002604188891608160	324,549.96	0.002777337656021910	3,218,158.30	0.002825537193049390
550	SAN JERONIMO TLACOCALUJA	3,702,046.16	0.001510563802535100	45,821.81	0.001361714178538020	15,469.90	0.001512014627998660	22,847.04	0.001506957762589810	167,064.29	0.001429655366746030	966,402.90	0.000848493662426034
551	TLACUILADE MAYAMOROS	13,642,486.23	0.00566607010285400	149,614.04	0.004446170056930410	56,038.71	0.005477174982007890	79,056.81	0.005214473013357240	575,966.91	0.004928839270006420	6,730,464.90	0.005909324616014620
552	TLACOTEPEC PLUMAS	732,131.44	0.000298739891982457	12,275.89	0.00036440997529803	3,252.19	0.00031766623378909	5,698.28	0.000375850319015361	39,349.80	0.000326739000047297	644,208.50	0.000566789408660842
553	TLALIXTAC DE CABRERA	7,095,697.00	0.002895290198365920	82,018.98	0.002437407164300720	29,383.92	0.002871958892296440	44,945.62	0.002964548145409520	307,081.08	0.002827847647768140	2,639,888.30	0.002317812684065460
554	TOTONTEPEC VILLA DE MORELOS	3,253,642.34	0.001327598793846600	46,035.10	0.001368005264245040	13,930.23	0.001361528615658990	21,678.47	0.001429880573044680	158,419.06	0.00135567176431570	1,399,226.60	0.001228516055632270
555	TRINIDAD ZACACHILA	1,827,506.63	0.000684079808158283	25,283.03	0.00075075689696743	7,077.87	0.000691784883875881	10,619.22	0.000700428614693061	84,188.65	0.000720444728688359	918,256.40	0.000802627658999726
556	LA TRINIDAD VISTA HERMOSA	756,194.54	0.00030855566821235	13,698.85	0.000407098932108652	3,408.99	0.000333191730179283	5,757.52	0.000379757704160656	42,908.40	0.000367188814602463	474,333.60	0.000416463239863006
557	UNION HIDALGO	8,065,933.92	0.00329118074482880	113,651.53	0.003377450602966990	34,673.14	0.003388922674266720	60,042.93	0.003960344948498480	388,377.78	0.003323544496092520	4,635,539.30	0.004069997274470640
558	VALERIO TRUJANO	1,017,371.71	0.000415122003367742	16,446.24	0.000488742766635945	4,486.60	0.000436561615615899	6,869.75	0.000453118768872895	53,922.60	0.00046144287718180	384,004.80	0.000337154969841281
559	SAN JUAN BAUTISTA VALLE NACIONAL	8,681,502.61	0.003542353925680720	126,780.45	0.0036761610563834000	37,356.98	0.003651238871475970	57,069.27	0.003764206629473210	431,638.19	0.00369374563775900	2,046,806.40	0.001797088852489000
560	VILLA DIAZ ORDAZ	3,457,124.95	0.001408423360691710	50,028.67	0.001486731957988840	14,877.41	0.001454105685635710	24,523.95	0.001671566324388050	168,826.62	0.0014539292019412120	1,606,819.80	0.001410868857812870
561	YAXE	3,637,471.42	0.001484217435542720	60,105.05	0.0017667177718370970	16,026.50	0.00156641622394430	24,388.80	0.00160865002572260	195,675.63	0.0016744939031888530	2,089,427.30	0.0018395009853955490
562	MAGDALENA TODUCONO DE PORFIRIO DIAZ	1,229,449.69	0.000501658066408560	18,486.79	0.0005493893013430828	5,322.07	0.000520174512519912	8,270.92	0.000545539382959733	62,175.53	0.000532067816112295	651,567.20	0.000572073720192809
563	YOGONA	1,209,282.90	0.000491358742818503	20,309.62	0.000603553144555884	5,335.01	0.000521343258812879	8,464.82	0.000558327902266476	65,449.45	0.000560083845378801	542,937.60	0.000478697311752190
564	TOTANDUCHI DE GUERRERO	1,630,483.66	0.000665293819635107	23,756.19	0.0007059769300104961	6,990.99	0.00068329307919660	9,876.77	0.000651457485119086	81,395.29	0.00069654053866841	704,691.60	0.0006167167579384918
565	VILLA DE ZARACHILA	17,801,780.07	0.007263742991071920	200,129.46	0.005947367053569920	72,912.00	0.00712655943173710	92,335.36	0.00690309949409840	769,950.81	0.006581155551451000	6,144,317.40	0.00715120895894730
566	SAN MATEO YUCUITINDOO	2,041,492.52	0.000832999873350891	31,408.18	0.000933375700861941	8,855.99	0.00086557692701189	13,043.36	0.00080321188313880	105,139.45	0.000899731283859737	675,062.50	0.000592702511328562
567	ZAPOTITLAN LAQUINAS	1,923,382.73	0.00078480678250822	30,432.82	0.000904396343526268	8,408.37	0.00082182801571015	13,230.46	0.000872662034103118	100,373.92	0.000858950284214446	662,091.50	0.000581314018438387
568	ZAPOTITLAN PALMAS	1,118,536.87	0.00045640793399845	17,523.14	0.000520745610080792	4,872.27	0.00047621145007769	7,343.77	0.00048438453290227	58,185.85	0.0004992567658657	713,922.60	0.00028821543063031
569	SANTA INES DE ZARAGOZA	1,432,064.87	0.000584332019221417	23,097.39	0.00068639815732784	6,281.61	0.00061395971092020	9,643.67	0.000636082545763278	75,794.26	0.000648609700736240	688,151.20	0.0006047212141998874
570	ZIMATLAN DE ALVAREZ	9,566,479.12	0.0039034954800767080	122,017.62	0.003926070711424630	40,445.33	0.003953091625151630	61,380.12	0.004040722889806050	436,827.81	0.003738158932878980	3,862,596.20	0.003391349390629290



“2020, Año de la pluriculturalidad de los pueblos indígenas y afroamericano”



COMISIÓN PERMANENTE DE HACIENDA

ASUNTO: DICTAMEN.  
EXPEDIENTE: 1300

Clave	Municipio	Fondo General de Participaciones				Fondo de Impuestos Especiales de Producción y Servicios				Fondo del Impuesto Sobre Automóviles Nuevos			
		Porcentaje	Monto estimado a distribuir a cada municipio	Coefficiente de distribución del crecimiento (ΔFGP <sub>2020</sub> )	Porcentaje	Monto estimado a distribuir a cada municipio	Coefficiente de distribución del crecimiento (ΔFIERS <sub>2020</sub> )	Porcentaje	Monto estimado a distribuir a cada municipio	Coefficiente de distribución del crecimiento (ΔIFSAN <sub>2020</sub> )			
	<b>Totales</b>	100%	3,700,754,530	1.00000000000000000000	100%	44,619,785	1.00000000000000000000	100%	15,619,788	1.00000000000000000000			
1	ABEONES	0.03901893487608000%	1,443,995	0.00011669587653709	0.053044470912897400%	23,668	0.00011676325608300	0.040992873910864700%	6,403	0.00011676325608300			
2	ACATLAN DE PEREZ FIGUEROA	0.73570950969740000%	27,226,766	0.0067991947818610160	0.765823365533998000%	341,704	0.0067991947818610160	0.74716302381830000%	116,799	0.0067991947818610160			
3	ASUNCION CARACOLTEPEC	0.051877691008974200%	1,919,866	0.0002574876593002629	0.06399268117868800%	28,353	0.0002574876593002629	0.05373312365168800%	8,393	0.0002574876593002629			
4	ASUNCION CUOTIATEPEC	0.02839350709300800%	1,050,774	0.0001175616705963664	0.035334592010923400%	15,766	0.0001175616705963664	0.029495622565227800%	4,601	0.0001175616705963664			
5	ASUNCION IXTALTEPEC	0.562399866478703300%	20,835,243	0.008776039413211280	0.51651123467238000%	230,463	0.008776039413211280	0.56725461683514300%	88,604	0.008776039413211280			
6	ASUNCION NOCHIXTLAN	0.48250795493669400%	17,896,435	0.00564450741070810	0.4188334716013166800%	186,980	0.00564450741070810	0.4799272593702000%	74,948	0.00564450741070810			
7	ASUNCION OCOTLAN	0.07470011797887300%	2,764,468	0.000382242231815011	0.091743088823199900%	40,335	0.000382242231815011	0.04400645626569800%	12,077	0.000382242231815011			
8	ASUNCION TLACOLULITA	0.03901936720770500%	1,444,011	0.000312273237627615	0.0446988023180600%	19,442	0.000312273237627615	0.04400645626569800%	6,258	0.000312273237627615			
9	AYOTZINTPEC	0.11586553404826300%	4,287,899	0.0009494317674624	0.11924248246241300%	53,705	0.0009494317674624	0.1172039956169300%	18,307	0.0009494317674624			
10	EL BARRIO DE LA SOLEDAD	0.38074966421784700%	14,092,775	0.00528988763876740	0.34557681972894300%	154,239	0.00528988763876740	0.36709872374708300%	60,464	0.00528988763876740			
11	CALIHUALA	0.03488331878084600%	1,290,946	0.000152439768230054	0.0456707011545100%	20,095	0.000152439768230054	0.03637699341811600%	5,682	0.000152439768230054			
12	CANDELARIA LORICHA	0.16733479483169100%	6,192,850	0.00163207119284470	0.17797285090366800%	79,410	0.00163207119284470	0.17093061689404600%	26,699	0.00163207119284470			
13	CIENEGA DE ZIMATLAN	0.11489440776284100%	4,251,960	0.00084117563465006	0.12382571480214800%	55,250	0.00084117563465006	0.11697341658929200%	18,271	0.00084117563465006			
14	CIUDAD IXTPEC	0.86074395763019800%	31,854,021	0.010193610455282000	0.81291525737875200%	362,716	0.010193610455282000	0.8853385265683300%	138,288	0.010193610455282000			
15	COATECAS ALTAS	0.08444163389069700%	3,195,053	0.000840347499594108	0.1109119843219400%	48,488	0.000840347499594108	0.0973764816724600%	15,210	0.000840347499594108			
16	COICUYAN DE LAS FLORES	0.147009986846000%	5,440,478	0.001327171632163850	0.1603660669137300%	71,354	0.001327171632163850	0.1504669991607800%	23,506	0.001327171632163850			
17	LACOMPANIA	0.07057468689467100%	2,611,796	0.000442769492119800	0.08339974402573300%	37,212	0.000442769492119800	0.07276667263354500%	11,366	0.000442769492119800			
18	CONCEPCION BUENAVISTA	0.032080971938404700%	1,187,238	0.000136913644561933	0.0429367086198300%	19,158	0.000136913644561933	0.03380967826613300%	5,281	0.000136913644561933			
19	CONCEPCION PAPPALO	0.06179021011686200%	2,286,704	0.00038310944138445	0.07383374366320300%	32,944	0.00038310944138445	0.06381006820434100%	9,967	0.00038310944138445			
20	CONSTANCIA DEL ROSARIO	0.0847333624808300%	3,135,775	0.000732515209834131	0.09304297420074500%	41,515	0.000732515209834131	0.08670412172047400%	13,543	0.000732515209834131			
21	COSULAPA	0.25861515297284100%	9,570,712	0.002732710032802850	0.27469586218284800%	122,867	0.002732710032802850	0.26521486719282000%	41,426	0.002732710032802850			
22	COSULTEPEC	0.03604991626987200%	1,406,134	0.0001919109349876238	0.04197971804968600%	18,731	0.0001919109349876238	0.0390466270909900%	6,099	0.0001919109349876238			
23	CUILAPA DE GUERRERO	0.31165420249187400%	11,533,557	0.004150278177113070	0.28107204969913200%	126,412	0.004150278177113070	0.31286596207263700%	48,869	0.004150278177113070			
24	CUYAMEALCO VILLA DE ZARAGOZA	0.12130431692535800%	4,489,175	0.000468412258252527	0.12132454742621500%	54,134	0.000468412258252527	0.1200272324257400%	18,748	0.000468412258252527			
25	CHARAHUITES	0.2500739491086700%	9,254,823	0.00318675825583320	0.191892874831809500%	85,821	0.00318675825583320	0.24899165571532700%	38,892	0.00318675825583320			
26	CHALCATONGO DE HIDALGO	0.17592139514316800%	6,510,419	0.001763957466683290	0.192793838461018500%	86,023	0.001763957466683290	0.1807388868283300%	28,231	0.001763957466683290			

"2020, Año de la pluriculturalidad de los pueblos indígenas y afroamericano"



COMISIÓN PERMANENTE DE HACIENDA ASUNTO: DICTAMEN. EXPEDIENTE: 1300

Clave	Municipio	Fondo General de Participaciones			Fondo de Impuestos Especiales de Producción y Servicios			Fondo del Impuesto Sobre Automóviles Nuevos		
		Porcentaje	Monto estimado a distribuir a cada municipio	Coefficiente de distribución (AFGP w)	Porcentaje	Monto estimado a distribuir a cada municipio	Coefficiente de distribución (AFIERS w)	Porcentaje	Monto estimado a distribuir a cada municipio	Coefficiente de distribución (AFISAN w)
27	CHIHUIHUILTAN DE BENITO JUAREZ	0.059035123304976100%	2,184,745	0.0003600635165697	0.072285081982148300%	32,253	0.000360012223458830	0.061262039554909100%	9,569	0.000360027852055655
28	HEROICA CIUDAD DE EJUTA DE CRESPO	0.369456306622443000%	13,672,671	0.003754150940986630	0.39279982043490200%	175,264	0.003754110682066240	0.37768758449218400%	58,994	0.003754125473789230
29	ELOXOCHILTAN DE FLORES MAGON	0.09379776399739100%	3,471,225	0.0057225533977170	0.1053366751671300%	46,912	0.0057225533977170	0.096622299659211700%	14,936	0.0057225329329594766
30	EL ESPINAL	0.45549793939793000%	16,866,928	0.002243066873073630	0.34218255785207800%	152,679	0.002243125033973200	0.4321057368366366200%	67,494	0.002243127993374880
31	TAMAZULAPAN DEL ESPIRITU SANTO	0.19031002897877000%	7,042,907	0.000972209919333520	0.17041331903006300%	76,037	0.000972209919333520	0.18577076716326800%	29,017	0.000972075200639225
32	FRESNILLO DE TRUJANO	0.03602813987934400%	1,333,313	0.000145409266932838	0.046687152903937100%	20,912	0.000145409266932838	0.03763915989049800%	5,979	0.000145310210089894
33	GUADALUPE DE RAMIREZ	0.0466336615976200%	2,022,957	0.000868844160312056	0.0592754091991929100%	26,002	0.000868844160312056	0.05660768251140400%	8,442	0.00086883839904827
34	GUADALUPE DE RAMIREZ	0.040131167621667800%	1,485,156	0.000220914339281127	0.047526625939434100%	21,206	0.000220914339281127	0.04712809710604500%	6,848	0.000221027406149335
35	GUILLATO DE JUAREZ	0.0185122260680970%	685,055	0.00008816065792988	0.02308873283308300%	10,302	0.00008816065792988	0.01928323226821600%	3,072	0.000088151149426222
36	GUEVA DE HUMBOLDT	0.0998906252914300%	3,696,649	0.00076978213881207	0.10590740939372000%	47,255	0.00076978213881207	0.1012881869799000%	15,821	0.0007697971510469016
37	MESONES HIDALGO	0.082503769493091400%	3,053,262	0.00056415310149227	0.09527010529280100%	42,509	0.00056415310149227	0.08489971939606400%	13,261	0.00056421014332427
38	VILLA HIDALGO	0.046824910694951100%	1,732,875	0.000272637474287565	0.05921170107069900%	24,535	0.000272637474287565	0.04816996785978800%	7,524	0.0002726191902871910
39	HEROICA CIUDAD DE HUAHUAPAN DE LEON	2.5639828588446000%	93,887,508	0.03335363366840100%	2.165558231041511000%	966,254	0.03335363366840100%	2.531532493212851000%	395,420	0.0333536111900704800
40	HUATTEPEC	0.103641945882200%	3,835,534	0.000793747974686240	0.11686923381092200%	52,143	0.000793747974686240	0.1063330680926300%	16,509	0.00079371506819775
41	HUATLA DE JIMENEZ	0.54102116785024800%	20,021,865	0.0039757916975903840	0.60899082079415800%	271,682	0.0039757916975903840	0.5542648859296000%	86,575	0.00397570626037280
42	IXTLAN DE JUAREZ	0.2050038428245200%	7,586,669	0.002338466430577190	0.1986769586566700%	88,648	0.002338466430577190	0.2073523661746000%	32,388	0.002338510806031840
43	HEROICA CIUDAD DE JUCHITAN DE ZARAGOZA	2.0878311537188100%	77,265,506	0.01617276621605600	2.0917536220142200%	933,323	0.01617276621605600	2.0953485422220000%	327,289	0.016172673817196900
44	LOMA BONITA	1.0844126567806100%	40,131,452	0.0099499483874570	1.0899733884531500%	476,967	0.0099499483874570	1.0908534738115500%	170,389	0.0099495041265917770
45	MAGDALENA APASCO	0.1384745720300300%	5,124,604	0.00178426555214400	0.1243070368223800%	55,554	0.00178426555214400	0.1388175030775300%	21,683	0.001784364845045830
46	MAGDALENA JALTIEPEC	0.1094107889937300%	3,963,997	0.000906774985828151	0.105391919193800%	47,025	0.000906774985828151	0.10967364939786800%	16,506	0.000906750659542240
47	SANTA MAGDALENA JICOTILAN	0.0172975262087300%	640,139	0.000079011922765343	0.024236222099950%	10,814	0.000079011922765343	0.0183669352925650%	2,872	0.000079057662571715
48	MAGDALENA MIXTEPEC	0.04150464418910700%	1,535,985	0.000184433202867000	0.05334030791471600%	23,800	0.000184433202867000	0.0432528277592500%	6,756	0.000184467878934668
49	MAGDALENA OCOTLAN	0.033892708880337100%	1,254,286	0.000148004703817090	0.043807805793541900%	19,544	0.0001480526338083003	0.03516910030858200%	5,528	0.000148093936949438
50	MAGDALENA PENASCO	0.0787606680096600%	2,914,739	0.00049836788206850	0.08826242484131300%	39,385	0.000498310157665826	0.0804492323051740%	12,566	0.000498471551661084
51	MAGDALENA TEPIPAEC	0.0925371021588400%	3,424,571	0.000724347893273303	0.10449169734972800%	46,626	0.000724304292418184	0.0949456608790900%	14,835	0.00072430745544978
52	MAGDALENA TEQUISITLAN	0.1780160504961000%	5,984,121	0.001229867876814880	0.11022772829758700%	49,205	0.001229972672879890	0.13752427269692900%	21,981	0.001229847190528610
53	MAGDALENA TLACOTEPEC	0.10780165795490300%	3,989,474	0.000282408819142198	0.115321443151166100%	66,363	0.000282332959959890	0.1142012939703300%	17,838	0.000282629252630108
54	MAGDALENA ZAHUALILAN	0.026357922068300%	975,442	0.000125920189716259	0.0329465200598250%	14,539	0.00012599100398455	0.0273371187030300%	4,270	0.000125909748218448
55	MARTISCALA DE JUAREZ	0.147216163975300%	5,448,109	0.00263412783010140	0.13468651875020800%	60,096	0.00263404233844740	0.1500912423674700%	23,433	0.002634141937974800
56	MARTIRES DE TACUBAYA	0.0363474265139200%	1,345,129	0.000184611428242951	0.04574267189202800%	20,410	0.000184792286011914	0.03783662106882240%	5,910	0.000184830345686742
57	MATIAS ROMERO AVENDANO	0.9829062347330700%	36,374,910	0.009849313662665450	0.880533668939197800%	392,889	0.009849339093000%	0.9772219699789000%	152,640	0.00984935989274820
58	MAZATLAN VILLA DE FLORES	0.2171425893234800%	8,035,914	0.00175132887140860	0.23947108824428200%	106,850	0.0017512876202010	0.22217971204218800%	34,704	0.001748013360721490
59	MATUJUAN DE PORTIRIO DIAZ	0.8337954196382400%	32,691,071	0.007887518184792690	0.875946675195300%	391,554	0.00788754925413470	0.87441691743550400%	136,582	0.007887269293949420
60	MIXTLAN DE LA REFORMA	0.06084910473848700%	2,251,876	0.00032573982893264	0.06959084821627900%	30,807	0.000325739402454647	0.0619662649624300%	9,679	0.000325692629494940
61	MONJAS	0.08437022786857800%	3,122,335	0.00053934606823312	0.0938671166202660%	41,749	0.000539334594576460	0.0858078227381700%	13,403	0.000539293945260200
62	NATIVIDAD	0.025148658293216100%	930,690	0.00009595526567053	0.03034340639782620%	14,918	0.0000959957769294	0.026261560071605400%	4,102	0.0000959942761552915
63	NAZARENO ETILA	0.0562802254360800%	2,082,793	0.00049270501540838	0.0693740074706200%	26,939	0.00049270501540838	0.0575616007082900%	6,991	0.00049271852948341
64	NEJAPA DE MADRO	0.1345059219586800%	4,897,754	0.001104286970411500	0.1299740074105700%	63,944	0.001104286970411500	0.1368904622772100%	21,362	0.001104209138269490
65	IPAPATEC NIEVES	0.0422080686631600%	1,561,751	0.000178973757499094	0.0531789824708200%	23,726	0.000178956526021963	0.043809952602196300%	6,343	0.000178956526021963
66	SANTIAGO MILTEPEC	0.14532242430063800%	5,385,421	0.00097160340873053	0.1411497493957000%	63,135	0.000971549826538471	0.1418573204705700%	23,095	0.0009715185659638115

"2020, Año de la pluriculturalidad de los pueblos indígenas y afromexicano"



**COMISIÓN PERMANENTE DE HACIENDA**  
**ASUNTO: DICTAMEN.**  
**EXPEDIENTE: 1300**

Clave	Municipio	Fondo General de Participaciones			Fondo de Impuestos Especiales de Producción y Servicios			Fondo del Impuesto Sobre Automóviles Nuevos		
		Porcentaje	Monto estimado a distribuir a cada municipio	Coefficiente de distribución del crecimiento (ΔFGP <sub>20</sub> )	Porcentaje	Monto estimado a distribuir a cada municipio	Coefficiente de distribución del crecimiento (ΔFIERS <sub>20</sub> )	Porcentaje	Monto estimado a distribuir a cada municipio	Coefficiente de distribución del crecimiento (ΔFISAN <sub>20</sub> )
67	OAXACA DE JUAREZ	10.8273142827580000%	400,692,324	0.056649457611455000	11.5722836203000000%	5,163,453	0.000347157899957262	9.6923588275330000%	1,514,004	0.05664945451473478000
68	OCCOTLAN DE MORELOS	0.50031724206287000%	18,515,513	0.0061944381620067000	0.490271388897221000%	218,755	0.006194416416532880	0.508259138094473000%	79,389	0.0061943204950328200
69	LAPE	0.055741444322390000%	2,062,854	0.000347140133001466	0.067381395957042000%	30,065	0.000347157899957262	0.057708849025618600%	9,014	0.0003470371561959883
70	PINOTEPA DE DON LUIS	0.11486657763587000%	4,250,560	0.001147182405920390	0.12099599257912000%	53,987	0.001147170693952900	0.11708865729148000%	18,289	0.0011460761904235600
71	PLUMA HIDALGO	0.10143888143905100%	3,754,004	0.000381147816262928	0.131383003406644000%	58,822	0.000381071434301826	0.1057056602503000%	16,511	0.0003809958546269233
72	SAN JOSE DEL PROGRESO	0.6309930989898900%	23,540,437	0.016567574631862900	0.501095333829248000%	223,985	0.016567574631862900	0.649698950895967000%	101,477	0.0165675918930617200
73	PULLA VILCA DE GUERRERO	0.654555523967400%	24,216,092	0.009107087059000650	0.65400638260599000%	282,916	0.009107087059158000	0.65335087267293000%	103,614	0.0091070933525234610
74	SANTA CATARINA QUIQUITANI	0.032704426012827000%	1,188,106	0.000061422627281671	0.044558217472133000%	20,325	0.0000613543242318992	0.0339313119402167000%	5,300	0.0000614274232889210
75	REFORMA DE PINEDA	0.1238599578225000%	4,583,753	0.000754541122331165	0.1120636362802000%	50,012	0.000754516139166588	0.1232830091924000%	19,248	0.000754573836371891
76	LA REFORMA	0.0688822778662800%	2,549,164	0.000480731631386875	0.074566183275129200%	33,717	0.000480806939201615	0.07193101413341800%	10,964	0.0004808413321992800
77	REYES ETLA	0.06902154262891400%	2,554,318	0.000473445921826013	0.07272435106150200%	32,449	0.000473421959600031	0.063860103004899200%	10,912	0.000473414807611104
78	ROJAS DE CUAUHTEMOC	0.04851791869630400%	1,795,529	0.000450512001944384	0.04858012824511000%	22,033	0.000450534948959420	0.04858012824511000%	7,648	0.00045059155916567
79	SALINA CRUZ	2.8639587886296000%	105,988,421	0.041415302528873400	2.40993997646728000%	1,075,295	0.041415354006244000	2.88466173074413000%	480,578	0.0414154422225517850
80	SAN AGUSTIN AMATENGO	0.039490862740600%	1,401,449	0.000190662829729422	0.050719507280081000%	22,387	0.00019010266619599	0.04113372069310800%	6,425	0.0001991280063036682
81	SAN AGUSTIN ATENANGO	0.04401653745191300%	1,628,944	0.000259676899139106	0.052378837683656000%	23,371	0.000259639107648708	0.04510347313748500%	7,093	0.000259628332484606
82	SAN AGUSTIN CHAVILCO	0.07819918207168100%	2,893,960	0.0005032020276142	0.090528363746763400%	40,393	0.000503615097919334	0.0804428331614989200%	12,565	0.000502418732664376
83	SAN AGUSTIN DE LAS JUNIAS	0.1625761706497800%	6,016,545	0.002529735148548360	0.14706460717560900%	65,619	0.002529743096919720	0.16438202691226000%	25,673	0.002529565814073850
84	SAN AGUSTIN ETLA	0.1090443654247200%	4,035,465	0.001544335545823860	0.09726313793635500%	43,398	0.001544342128686350	0.109591756307266000%	17,118	0.0015444222255173850
85	SAN AGUSTIN LOXHCHA	0.3627166599104900%	13,403,343	0.0042828832500745390	0.36182882400214000%	161,445	0.004282860072609930	0.36825228152914000%	57,516	0.004282846768479330
86	SAN AGUSTIN TLACOATEPEC	0.033274214888662700%	1,231,397	0.0001667491698312933	0.04099583665495900%	18,292	0.000166741543860775	0.034533119143486600%	5,394	0.000166837648666163
87	SAN AGUSTIN YATARENI	0.07423237552823400%	2,747,158	0.00034960844081579	0.077294141030943800%	34,488	0.00034975574862039	0.07557080002048000%	11,804	0.0003490213466081
88	SAN ANDRES CABECERA NUEVA	0.06504234822448300%	2,407,239	0.000358651069801434	0.08005504447012800%	35,719	0.00035864742332959	0.06744009587895100%	10,534	0.000358542011159270
89	SAN ANDRES DINICUITI	0.04522082918156800%	1,684,614	0.000272708975293899	0.05416038323816800%	24,166	0.000272673755980087	0.04682125142799600%	7,329	0.000272618028777190
90	SAN ANDRES HUAPALTEPEC	0.11938470288427000%	4,418,135	0.001112115800423430	0.120147492296319000%	53,609	0.001112218016381870	0.12057141897015000%	18,833	0.00111218912652518
91	SAN ANDRES HUAYAPAM	0.1302593289887500%	4,820,541	0.001969927993964760	0.13205563200899000%	58,922	0.00196999345676590	0.13442584091974000%	20,997	0.001969996241095880
92	SAN ANDRES IXTLALHUACA	0.046193174657838100%	1,709,496	0.00031659998951520	0.05474329249294800%	24,426	0.000316617485968473	0.04778559972815800%	7,464	0.0003166018121646933
93	SAN ANDRES LAGUNAS	0.02671972078857500%	991,052	0.0001905840308278254	0.03192305193016800%	14,244	0.000190628820668818	0.02771484478345400%	4,329	0.000190592063046885
94	SAN ANDRES NUXINO	0.04598132386618400%	1,701,656	0.000239561804653075	0.05527883673685600%	24,665	0.000239589710968665	0.04742061800070500%	7,407	0.000239585654848624
95	SAN ANDRES PAXTLAN	0.02826881156074800%	3,060,406	0.000544782141672145	0.039631511816893900%	42,975	0.000544804519470745	0.0850587286475300%	13,286	0.000544668372253274
96	SAN ANDRES SAN XANTALA	0.03289661581136600%	1,217,423	0.000238779399316688	0.03318529366779800%	14,907	0.000238853367050227	0.0329256626699000%	5,144	0.0002386758036090439
97	SAN ANDRES SOLAGA	0.04217672330621700%	1,560,857	0.000265246892655532	0.05044482919939800%	22,508	0.000265291357675000	0.04360484214365300%	6,811	0.0002656313536306620
98	SAN ANDRES TEOTILCAMPANI	0.028280874982645900%	3,094,544	0.00056139192539880	0.098881741421412800%	43,199	0.000561670121289122	0.0855329111984400%	13,332	0.0005617549789028663
99	SAN ANDRES TEPIC	0.03603901074735700%	1,332,416	0.0005849924243529	0.0511603682002100%	23,095	0.000584180194917272	0.0381502627825200%	5,959	0.000584767897095874
100	SAN ANDRES YAA	0.03090821049038700%	1,143,837	0.0005546665977839	0.04416711668707800%	19,707	0.00055422933134179	0.03270851261234800%	5,109	0.0005536330315073661
101	SAN ANDRES ZARAGOCE	0.03521862896767600%	1,232,890	0.000692053248484943	0.03768466261474800%	21,838	0.00069317054030487	0.037036594169247800%	5,785	0.00069317684261817264
102	SAN ANDRES ZAULITA	0.072434589714366200%	2,680,660	0.0009451728668157420	0.07061966824674700%	33,918	0.000945177643208667	0.07366993745661600%	11,507	0.00094517681332197624
103	SAN ANTONINO CASTILLO VELASCO	0.1637394198170000%	6,059,494	0.002165394711213660	0.1637394198170000%	79,378	0.002165450210232000	0.16629716613119000%	26,652	0.002165369303646820
104	SAN ANTONINO EL ALTO	0.087090888628300%	3,223,020	0.00125442869421519	0.08771587150749200%	39,138	0.00125440388331899	0.08800758240828100%	13,746	0.001254324074544878
105	SAN ANTONINO MONTE VERDE	0.1128175081472000%	4,175,099	0.00094654250513575	0.1243836653250513575	55,400	0.00094661665813000%	0.11550742565480100%	18,082	0.0009466552525917
106	SAN ANTONIO ACUTILA	0.0223565373591800%	819,959	0.000398076765331897	0.02822329827257100%	12,593	0.00039808832708959	0.02307323681337400%	3,804	0.000398133118128103
107	SAN ANTONIO DE LA CAL	0.351270161030634800%	12,999,646	0.004268677079733830	0.29795492389707900%	132,945	0.004268972207068340	0.35040808848240200%	64,793	0.004268870514171710

"2020, Año de la pluriculturalidad de los pueblos indígenas y afroamericano"




COMISIÓN PERMANENTE DE HACIENDA

ASUNTO: DICTAMEN.

EXPEDIENTE: 1300

Clave	Fondo General de Participaciones			Fondo de Impuestos Especiales de Producción y Servicios			Fondo del Impuesto Sobre Automóviles Nuevos		
	Porcentaje	Monto estimado a distribuir a cada municipio	Coefficiente de distribución del crecimiento (AFGP en mil)	Porcentaje	Monto estimado a distribuir a cada municipio	Coefficiente de distribución del crecimiento (AFIEPS en mil)	Porcentaje	Monto estimado a distribuir a cada municipio	Coefficiente de distribución del crecimiento (AFISAN en mil)
108	0.08230680430516400%	3,045,946	0.00061545934332016	0.092070302077693000%	41,081	0.00061545934332016	0.084284114483500000%	13,165	0.000615387813094324
109	0.030817553003819000%	1,140,482	0.00077569619588839	0.03786593029330600%	16,881	0.00077569619588839	0.03193385211181000%	4,988	0.000775931153558971
110	0.050089380018242000%	1,853,685	0.00025731662470016	0.06103431113306800%	27,233	0.00025731662470016	0.05117292524206600%	8,080	0.000257772518614239
111	0.09306804539162000%	3,444,248	0.00051916681269398	0.09920624915256000%	44,265	0.00051916681269398	0.09402172626324000%	14,666	0.00059292804391402
112	0.11403366437262000%	4,220,166	0.000437307814318865	0.14620399104262000%	65,235	0.000437307814318865	0.11859956103700000%	16,525	0.000437229700738911
113	0.09480638557926000%	3,484,467	0.000423653125810374	0.09263955187427400%	41,335	0.000423653125810374	0.09240399949493900%	14,375	0.000923766386342597
114	0.02843368814658000%	1,091,517	0.0000951886988879	0.03765351939585000%	16,881	0.0000951886988879	0.02958685874309000%	4,617	0.000096131078125109
115	0.15634932913541000%	5,860,120	0.00027023634467350	0.14487329887707300%	64,552	0.00027023634467350	0.159618043871529000%	24,932	0.0002707093861336840
116	0.07922497920699200%	2,931,922	0.00056735892493006	0.09232820566208000%	41,205	0.00056735892493006	0.081665841047451900%	12,756	0.000567754799028663
117	0.03740072500912600%	2,025,905	0.000332619128510637	0.065978374891619400%	29,439	0.000332619128510637	0.05660766251440000%	8,842	0.000332561809730105
118	0.1386907129549500%	5,132,605	0.001148613122251910	0.13902038198653400%	62,030	0.001148613122251910	0.13984184676542000%	21,843	0.001148566306691310
119	0.02590142389688000%	995,556	0.000049194295416588	0.03868292918525000%	17,260	0.000049194295416588	0.02855928677622000%	4,461	0.00004919326264716
120	0.03973621684081000%	1,377,472	0.000102413853271714	0.0424456175073528000%	18,326	0.000102413853271714	0.0324204414471948000%	5,064	0.00010244483146046365
121	0.030388299492953000%	1,124,596	0.00009494349154648	0.04106803114333000%	18,321	0.00009494349154648	0.0319217449716925000%	4,987	0.000095017602999838
122	0.0625124026971200%	981,486	0.00009235710760343	0.03404814848912600%	15,192	0.00009235710760343	0.02756680207439400%	4,309	0.00009223369394173704
123	0.0547529337267400%	2,026,359	0.000370835656972301	0.06282278030796700%	28,031	0.000370835656972301	0.05623635861882100%	8,764	0.000370797191397004
124	0.323851981481631000%	11,988,668	0.00367870233454810	0.30831370381560000%	137,567	0.00367870233454810	0.32684822610981000%	51,053	0.003675810158995660
125	0.229647303841938000%	8,498,683	0.0024456175073528000%	0.23467046165209700%	104,708	0.0024456175073528000%	0.23338344325040000%	36,454	0.002445662175458200
126	0.08839424929843000%	3,271,254	0.000668174695103861	0.09853837470981900%	43,987	0.000668174695103861	0.09494974899622800%	14,135	0.000668278026998638
127	0.04524226066833000%	1,674,305	0.00018704185193818	0.058442526268400%	24,828	0.00018704185193818	0.04665236173499200%	7,287	0.000187068077974184
128	0.037614221332613000%	1,392,010	0.00016269511973888	0.04891117764400600%	21,824	0.00016269511973888	0.03944995924405100%	6,162	0.0001627546858691352
129	0.059862961120796100%	2,219,082	0.00067853358445072	0.051193248461731600%	22,842	0.00067853358445072	0.0592837510318000%	9,260	0.000679413384720511
130	0.11119832385848000%	4,115,177	0.000646133881879178	0.13489772462124700%	60,101	0.000646133881879178	0.11503357851888000%	17,988	0.000646008738554411
131	0.214217126149137000%	7,927,650	0.00138822592729430	0.24129541684288800%	107,664	0.00138822592729430	0.21910666897886200%	34,224	0.0013883346206082870
132	0.048348302638643000%	1,852,252	0.00028974494900919	0.05495396428868000%	24,520	0.00028974494900919	0.049437291699818300%	7,722	0.00028986878026998638
133	0.005169599794942000%	2,979,735	0.00057901528410839	0.09444372160860000%	42,140	0.00057901528410839	0.00576991550000023	12,993	0.000579012865159294
134	0.38338352044168000%	14,188,083	0.00369404893838060	0.39241881825845300%	175,094	0.00369404893838060	0.3894849402025000%	60,753	0.0036939971106692620
135	0.12577902595437000%	4,684,774	0.00160759764346360	0.12468402015823000%	55,826	0.00160759764346360	0.12804271095100000%	20,000	0.001607605801274530
136	0.19362640623461000%	7,165,368	0.00162574160437050	0.20644267995602300%	92,113	0.00162574160437050	0.19700011293371000%	30,771	0.001625969275243150
137	0.110215172798127000%	4,078,793	0.0013597622726350	0.11208188203266600%	50,010	0.0013597622726350	0.1127001900647000%	17,616	0.0013597586076792990
138	0.02292886423524000%	848,541	0.0000606664084177	0.03191671838164300%	14,241	0.0000606664084177	0.0242308304748000%	3,785	0.00006067068888810
139	0.054164927280385000%	2,004,511	0.0002571620202019	0.06910384878953000%	30,658	0.0002571620202019	0.058402814178018400%	8,910	0.000257171812814239
140	0.024328330013507000%	900,334	0.00010752528037605	0.03196267043588000%	14,083	0.00010752528037605	0.02541641812374800%	3,700	0.00010745161164359
141	0.15787285651168000%	5,842,487	0.00187031137872800	0.1585177386549000%	73,987	0.00187031137872800	0.1617883672244800%	25,211	0.001870289076897770
142	0.0338296989038000%	1,251,984	0.00003837186681506	0.04393837692271089300%	19,999	0.00003837186681506	0.03533978622477800%	5,520	0.000038444389903619
143	0.218785005441803000%	8,096,696	0.00210590026586990	0.2012924266607700%	89,815	0.00210590026586990	0.22223092972661600%	34,712	0.002105971440037657
144	0.027542338617000%	3,795,055	0.00011950489343254	0.03456423400569000%	15,823	0.00011950489343254	0.028924848034000%	4,518	0.00011951440037657
145	0.10254814718397000%	3,925,150	0.0011690432125016	0.09444140947195200%	42,139	0.0011690432125016	0.10330485919272000%	16,136	0.001168917058066360
146	0.067889255455500%	2,387,588	0.000402635265817	0.0779885676827800%	34,780	0.000402635265817	0.070824648694900%	10,475	0.00040265298080072
147	0.09275278063118200%	1,582,176	0.00027111832874882	0.0518440481347200%	23,177	0.00027111832874882	0.0443475923788100%	6,927	0.00027107290808075
148	0.08746835202820100%	3,236,989	0.00108395629451230	0.089145548100891400%	39,776	0.00108395629451230	0.08916254170733400%	13,927	0.00108398076866240

"2020, Año de la pluriculturalidad de los pueblos indígenas y afromexicano"



COMISIÓN PERMANENTE DE HACIENDA.  
ASUNTO: DICTAMEN.  
EXPEDIENTE: 1300

Clave	Municipio	Fondo General de Participaciones			Fondo de Impuestos Especiales de Producción y Servicios			Fondo del Impuesto Sobre Automóviles Nuevos		
		Porcentaje	Monto estimado a distribuir a cada municipio	Coefficiente de distribución del crecimiento (AFGP) (a)	Porcentaje	Monto estimado a distribuir a cada municipio	Coefficiente de distribución del crecimiento (AFIEPS) (a)	Porcentaje	Monto estimado a distribuir a cada municipio	Coefficiente de distribución del crecimiento (AFISAN) (a)
149	SAN FRANCISCO SOLA	0.04368425376216460%	1,616,647	0.00024834529383622	0.052040418036025100%	23,220	0.00024834529383622	0.045122251339143700%	7,048	0.00024834529383622
150	SAN FRANCISCO TELIXIHLHUACA	0.1765821256730000%	6,534,871	0.001811306538930450	0.16914928280384700%	75,473	0.001811306538930450	0.1743967788307200%	27,709	0.001811306538930450
151	SAN FRANCISCO TEOPAN	0.021295711282863700%	788,102	0.000043117412115682	0.022972713631014800%	13,264	0.000043117412115682	0.02242686608236800%	3,503	0.000043117412115682
152	SAN FRANCISCO TLAPANCINGO	0.04761593038816000%	1,762,145	0.000267905407042996	0.0583306783634300800%	26,016	0.000267905407042996	0.04931585092780200%	7,703	0.000267905407042996
153	SAN GABRIEL MIXTEPEC	0.07957255678844900%	2,944,785	0.000654954907396317	0.080565633184743800%	39,290	0.000654954907396317	0.081505559376563200%	12,741	0.000654954907396317
154	SAN ILDEFONSO AMATLAN	0.06743049185371800%	2,510,240	0.000488282838116800	0.074322884267195100%	34,947	0.000488282838116800	0.06992195921929300%	10,906	0.000488282838116800
155	SAN ILDEFONSO SOLA	0.038659491895248200%	1,430,704	0.000176392408613780	0.050595347423813200%	22,561	0.000176392408613780	0.040480703061780100%	6,323	0.000176392408613780
156	SAN ILDEFONSO VILLAGUITA	0.07251796888395800%	2,683,712	0.000527706898823274	0.08552888252965800%	38,208	0.000527706898823274	0.07512255857495500%	11,734	0.000527706898823274
157	SAN JACINTO AMILPAS	0.04948714315294000%	15,154,114	0.0005127453663767540	0.35121006888824000%	156,707	0.0005127453663767540	0.408232713198547000%	63,765	0.0005127453663767540
158	SAN JACINTO TLACOATEPEC	0.06952214681958900%	2,572,844	0.00066966712600769	0.08229647190586800%	36,720	0.00066966712600769	0.07268984708886000%	11,354	0.00066966712600769
159	SAN JERONIMO COATLAN	0.093271134107600%	3,451,957	0.000716478184445550	0.10122280199343200%	45,167	0.000716478184445550	0.09503970203384600%	14,845	0.000716478184445550
160	SAN JERONIMO SILCAYAVAPILLA	0.04807433419844200%	1,719,113	0.00028138801892674	0.058519803105428300%	23,880	0.00028138801892674	0.04891817171883200%	7,641	0.00028138801892674
161	SAN JERONIMO SUSOLA	0.0576682398728500%	2,194,180	0.00035022876882885	0.06992510585350800%	31,200	0.00035022876882885	0.05868710870881100%	9,323	0.00035022876882885
162	SAN JERONIMO TAVICHE	0.0438924579673800%	1,624,418	0.00024573949205878	0.05215233831863400%	23,298	0.00024573949205878	0.045168272824610200%	7,058	0.00024573949205878
163	SAN JERONIMO TECOATL	0.04036371489380800%	1,493,762	0.000200358047167993	0.05037745557152800%	22,478	0.000200358047167993	0.041895572316800%	6,544	0.000200358047167993
164	SAN JORGE NUCHITA	0.058855381074000%	2,178,136	0.00036251871636987	0.0694051535923200%	30,968	0.00036251871636987	0.06065393271749100%	9,474	0.00036251871636987
165	SAN JOSE AYUQUILA	0.04275333549345400%	1,582,196	0.000214426247082742	0.05249888188670200%	23,425	0.000214426247082742	0.044219550228930100%	6,907	0.000214426247082742
166	SAN JOSE CHILTEPEC	0.2008235871834900%	7,431,988	0.00208613244475840	0.215812244872800%	95,312	0.00208613244475840	0.2054637361753300%	32,093	0.00208613244475840
167	SAN JOSE DEL PENASCO	0.04924506610033400%	1,822,369	0.00030582681122828	0.05782941029366300%	25,903	0.00030582681122828	0.05063958686397100%	7,941	0.00030582681122828
168	SAN JOSE ESTANCIATA GRANDE	0.0312403699717100%	1,195,130	0.000138501168157000	0.0407694746246800%	18,191	0.000138501168157000	0.032650989129206700%	5,100	0.000138501168157000
169	SAN JOSE INDEPENDENCIA	0.0811339681060700%	3,002,569	0.00052023392582986	0.096898747163914800%	43,275	0.00052023392582986	0.08386551740181200%	13,098	0.00052023392582986
170	SAN JOSE LACHIGURI	0.095070474294500%	3,518,325	0.00046873707515733	0.10031333987269300%	44,759	0.00046873707515733	0.09540462302393900%	14,902	0.00046873707515733
171	SAN JOSE TENANGO	0.392505466656100%	12,035,059	0.00359440467828240	0.33771586716186800%	150,686	0.00359440467828240	0.3320631620024500%	51,866	0.00359440467828240
172	SAN JUAN ACHIUTLA	0.07684676070212800%	623,458	0.00070748312378233	0.02744584444680800%	9,569	0.00070748312378233	0.01763148128795300%	2,754	0.00070748312378233
173	SAN JUAN ATEPEC	0.0393656495811700%	1,456,826	0.00021317029234926	0.045880383795106500%	20,341	0.00021317029234926	0.04053424792924900%	6,297	0.00021317029234926
174	ANIMAS TRUJANO	0.0740512742154600%	2,740,456	0.000761068815348881	0.073246484874532500%	32,990	0.000761068815348881	0.07481535000673100%	11,686	0.000761068815348881
175	SAN JUAN BAUTISTA ATILAHUACA	0.0428218421608500%	1,573,629	0.0002091213716998340	0.05347926165307900%	23,862	0.0002091213716998340	0.0418753854919200%	6,902	0.0002091213716998340
176	SAN JUAN BAUTISTA COXITLAHUACA	0.0812807488828700%	3,008,001	0.000656516093054889	0.09507125466551700%	42,420	0.000656516093054889	0.083880719944040400%	13,102	0.000656516093054889
177	SAN JUAN BAUTISTA CUICATLAN	0.17570154888093400%	6,502,283	0.001831494928274800	0.1883495876375700%	84,040	0.001831494928274800	0.1802329199346700%	28,152	0.001831494928274800
178	SAN JUAN BAUTISTA GUELANCHE	0.09582596321863800%	3,548,280	0.000966005928464836	0.0949399024620600%	42,361	0.000966005928464836	0.09096807390745662	15,122	0.000966005928464836
179	SAN JUAN BAUTISTA JAYACATLAN	0.04785281571944700%	1,774,616	0.000345540110623160	0.05791956699911800%	25,870	0.000345540110623160	0.04979581028886700%	7,778	0.000345540110623160
180	SAN JUAN BAUTISTA LO DE SOTO	0.0511363286727600%	1,892,430	0.0003580718874884942	0.060871157187288700%	27,089	0.0003580718874884942	0.05284982489427900%	6,255	0.0003580718874884942
181	SAN JUAN BAUTISTA SUCHITEPEC	0.02728976883783100%	1,013,628	0.000115158438444445	0.03582581801289900%	15,897	0.000115158438444445	0.0286815438075500%	4,470	0.000115158438444445
182	SAN JUAN BAUTISTA TLACOATZINTEPEC	0.049830526638600%	1,847,822	0.00028470845997120	0.06096483483814150%	27,202	0.00028470845997120	0.05168084210921500%	8,074	0.00028470845997120
183	SAN JUAN BAUTISTA TLACHICHILCO	0.04272076881174000%	1,568,787	0.0002028719697212049	0.052791271650916800%	23,555	0.0002028719697212049	0.04377760287449100%	6,838	0.0002028719697212049
184	SAN JUAN BAUTISTA TUXTEPEC	5.62888172327388000%	208,015,035	0.006305295924775900	4.933611881801019000%	2,202,455	0.006305295924775900	5.5944229204673000%	873,837	0.006305295924775900
185	SAN JUAN CAHAHUATEPEC	0.01799434614200%	5,247,649	0.0001371454888931080	0.15052435319430100%	67,171	0.0001371454888931080	0.01447149113675800%	22,614	0.0001371454888931080
186	SAN JUAN CUENCAHUILLA	0.0316720805269400%	1,122,118	0.000082493172691975	0.04386325314830100%	19,367	0.000082493172691975	0.03338073947497400%	5,213	0.000082493172691975
187	SAN JUAN CUICATLAN	0.0505520353330200%	1,870,998	0.000227878933243790	0.062412642639499100%	27,948	0.000227878933243790	0.05230584742488200%	8,170	0.000227878933243790
188	SAN JUAN COLORADO	0.1478812482206200%	5,472,722	0.0014192680168254890	0.15580524684782100%	69,519	0.0014192680168254890	0.1478812482206200%	23,551	0.0014192680168254890
189	SAN JUAN COMALTIEPEC	0.0689720182284600%	2,582,485	0.00078113998938279	0.07490055002149800%	33,720	0.00078113998938279	0.07170529176452300%	11,094	0.00078113998938279

“2020, Año de la pluriculturalidad de los pueblos indígenas y afrodescendientes”



COMISIÓN PERMANENTE  
DE HACIENDA  
ASUNTO: DICTAMEN.  
EXPEDIENTE: 1300

Clave	Municipio	Fondo General de Participaciones				Fondo de Impuestos Especiales de Producción y Servicios				Fondo del Impuesto Sobre Automóviles Nuevos			
		Porcentaje	Monto estimado a distribuir a cada municipio	Coefficiente de distribución del crecimiento (ΔFGP <sub>20</sub> / ΔFGP <sub>19</sub> )	Porcentaje	Monto estimado a distribuir a cada municipio	Coefficiente de distribución del crecimiento (ΔFIEPS <sub>20</sub> / ΔFIEPS <sub>19</sub> )	Porcentaje	Monto estimado a distribuir a cada municipio	Coefficiente de distribución del crecimiento (ΔFISAN <sub>20</sub> / ΔFISAN <sub>19</sub> )	Porcentaje	Monto estimado a distribuir a cada municipio	Coefficiente de distribución del crecimiento (ΔFISAN <sub>20</sub> / ΔFISAN <sub>19</sub> )
190	SAN JUAN COZCOCON	0.3652327894334800%	13,516,369	0.003912253194682800%	0.371509258913743000%	0.003912272615224100%	0.371829639456175000%	56,079	0.003931210739686812	0.01165392257564600%	2,525	0.000044583383658112	
191	SAN JUAN CHICOMEZUCHIL	0.0152685537787300%	565,088	0.00004566265261936	0.0212026134162023000%	9,462	0.000045658203897086	2,525	0.000044583383658112	0.01165392257564600%	2,525	0.000044583383658112	
192	SAN JUAN CHILATECA	0.041791396223670500%	1,546,597	0.000299242099748718	0.048333249077889800%	21,566	0.000296196843302570	6,726	0.000296196843302570	0.048333249077889800%	6,726	0.000296196843302570	
193	SAN JUAN DEL ESTADO	0.061325007687013500%	2,269,488	0.0007509970719666791	0.0651333490772409800%	29,059	0.000751020669798273	9,855	0.000751020669798273	0.0651333490772409800%	9,855	0.000751020669798273	
194	SAN JUAN DEL RIO	0.05641203601627400%	2,087,671	0.000413957082495725	0.059803898167973300%	26,684	0.000413982149082438	8,963	0.000413982149082438	0.059803898167973300%	8,963	0.000413982149082438	
195	SAN JUAN DIAZ	0.05220221982453400%	1,931,876	0.00021673174106586	0.05414732424103300%	28,622	0.000216571959598953	8,442	0.000216571959598953	0.05414732424103300%	8,442	0.000216571959598953	
196	SAN JUAN EVANGELISTA ANILCO	0.0229870757515200%	887,701	0.000080703047821055	0.03282894257074800%	14,648	0.000080772576058027	3,949	0.000080772576058027	0.03282894257074800%	3,949	0.000080772576058027	
197	SAN JUAN GUELVIA	0.100460675615827000%	3,717,803	0.000994870316465745	0.106310818671919300%	47,435	0.000994871972704658	15,986	0.000994871972704658	0.106310818671919300%	15,986	0.000994871972704658	
198	SAN JUAN GUICHICIVI	0.47959065747276000%	17,763,276	0.005100330877844220	0.4788189111400300%	213,645	0.005100340302607670	75,900	0.005100330877844220	0.4788189111400300%	75,900	0.005100330877844220	
199	SAN JUAN IHUALTEPEC	0.02968813497608500%	1,038,685	0.00007813743105641	0.04024815742542500%	18,039	0.00007813743105641	4,867	0.00007813743105641	0.04024815742542500%	4,867	0.00007813743105641	
200	SAN JUAN JUQUILA MAKES	0.0147937454841900%	2,767,934	0.000486866518992494	0.08601374924878300%	39,271	0.000486914481008293	12,040	0.000486914481008293	0.08601374924878300%	12,040	0.000486914481008293	
201	SAN JUAN JUQUILA VIARVUS	0.043172174957865100%	1,597,694	0.00024601900160581	0.052322550716895100%	23,743	0.000246328851072616	6,997	0.000246328851072616	0.052322550716895100%	6,997	0.000246328851072616	
202	SAN JUAN LACHAO	0.07531352938991100%	3,231,919	0.00067087353381259	0.096617675306796500%	43,110	0.000670882682800054	13,943	0.00067087353381259	0.096617675306796500%	13,943	0.00067087353381259	
203	SAN JUAN LACHIGALLA	0.07043204937489000%	2,606,523	0.0006276845624199	0.08519657416289400%	38,014	0.000627683632020054	11,990	0.0006276845624199	0.08519657416289400%	11,990	0.0006276845624199	
204	SAN JUAN LAJARGA	0.0338175631443400%	1,251,035	0.000377247760841581	0.0375444020260000%	16,748	0.000377247760841581	4,199	0.000377247760841581	0.0375444020260000%	4,199	0.000377247760841581	
205	SAN JUAN LAJANA	0.21607669388767400%	10,217,032	0.002333366758074860	0.29852867035347400%	133,201	0.002333337874448800	44,592	0.002333337874448800	0.29852867035347400%	44,592	0.002333337874448800	
206	SAN JUAN DE LOS CUERS	0.04717978417283400%	1,746,008	0.00033268778513850	0.0555165023071800%	24,771	0.000332621805016882	7,822	0.000332621805016882	0.0555165023071800%	7,822	0.000332621805016882	
207	SAN JUAN MAZATLAN	0.30256065465283700%	11,197,301	0.002966643742883850	0.31795968889876900%	139,640	0.00296670212766200	48,075	0.00296670212766200	0.31795968889876900%	48,075	0.00296670212766200	
208	SAN JUAN MATEPEC (DTO JUXTILAHUACA)	0.1323742757779700%	4,398,847	0.000904278250768657	0.15236502072895900%	67,984	0.000904269750401477	21,248	0.000904269750401477	0.15236502072895900%	21,248	0.000904269750401477	
209	SAN JUAN MATEPEC (DTO MARQUILIAN)	0.040670516895192700%	1,505,116	0.00018693385804873	0.05327513471943400%	23,771	0.000186889910554723	6,851	0.000186889910554723	0.05327513471943400%	6,851	0.000186889910554723	
210	SAN JUAN NUIJI	0.134323918175700%	4,970,342	0.001439124450534030	0.14362214084463500%	64,083	0.00143913239368270	21,506	0.00143913239368270	0.14362214084463500%	21,506	0.00143913239368270	
211	SAN JUAN OZOLOTEPEC	0.0614347961089700%	2,273,551	0.000340748842177347	0.07216181654688200%	32,168	0.00034086815559925	9,857	0.00034086815559925	0.07216181654688200%	9,857	0.00034086815559925	
212	SAN JUAN PEILAPA	0.06476663077493600%	2,396,854	0.00036782762887770	0.07977886083683500%	35,569	0.000367852449146338	10,492	0.000367852449146338	0.07977886083683500%	10,492	0.000367852449146338	
213	SAN JUAN QUIARIJE	0.08475266287437900%	3,136,488	0.000543335721017930	0.090012890200881200%	40,163	0.000543346872632269	13,377	0.000543346872632269	0.090012890200881200%	13,377	0.000543346872632269	
214	SAN JUAN QUOTEPEC	0.053960993989651800%	1,996,964	0.000310202080984616	0.06529032366392000%	29,132	0.000310144741059836	8,724	0.000310144741059836	0.06529032366392000%	8,724	0.000310144741059836	
215	SAN JUAN SAYULTEPEC	0.02840164057090200%	1,051,075	0.0001727048031975	0.03198625824359700%	14,272	0.00017274687559067	4,536	0.00017274687559067	0.03198625824359700%	4,536	0.00017274687559067	
216	SAN JUAN TABAA	0.0426706263310800%	1,579,135	0.00019170512508497	0.0538490579103400%	24,027	0.000191720867544675	6,923	0.000191720867544675	0.0538490579103400%	6,923	0.000191720867544675	
217	SAN JUAN TAMBOLA	0.07684795400316700%	2,836,553	0.000432972592715163	0.090248215088740500%	40,268	0.000433038720797630	12,331	0.000433038720797630	0.090248215088740500%	12,331	0.000433038720797630	
218	SAN JUAN TEIJA	0.030717325218600%	1,116,789	0.0000708770919623	0.041462000493198800%	18,500	0.00007083562788985	4,952	0.00007083562788985	0.041462000493198800%	4,952	0.00007083562788985	
219	SAN JUAN TEIPAC	0.0648177083788800%	2,398,744	0.000366687994988663	0.07992081429397400%	35,660	0.000366723630029230	10,521	0.000366723630029230	0.07992081429397400%	10,521	0.000366723630029230	
220	SAN JUAN TEPUJALA	0.071487121568300%	2,645,359	0.000562497699313800	0.082253892493974800%	36,701	0.000562497699313800	11,510	0.000562497699313800	0.082253892493974800%	11,510	0.000562497699313800	
221	SAN JUAN TEPOSICOLOLA	0.02416630283708100%	1,294,411	0.000174749220521556	0.04182955971434200%	18,664	0.000174749287404630	5,520	0.000174749287404630	0.04182955971434200%	5,520	0.000174749287404630	
222	SAN JUAN YATONA	0.0598588121505500%	1,476,076	0.000215058620895794	0.0489585663898100%	21,759	0.00021505924767939	6,252	0.00021505924767939	0.0489585663898100%	6,252	0.00021505924767939	
223	SAN JUAN YATONIA	0.0276569275785500%	1,023,515	0.000089168867381060	0.037152719881646800%	16,577	0.000089159775779269	4,531	0.000089159775779269	0.037152719881646800%	4,531	0.000089159775779269	
224	SAN JUAN YUCUITA	0.02122367191388200%	785,346	0.000071448215307719	0.028220260878040500%	12,594	0.000071473662938319	3,468	0.000071473662938319	0.028220260878040500%	3,468	0.000071473662938319	
225	SAN LORENZO	0.10247937791368200%	3,792,508	0.0007758156584019	0.1152297471081800%	51,637	0.0007751785238974000	16,423	0.0007751785238974000	0.1152297471081800%	16,423	0.0007751785238974000	
226	SAN LORENZO ALBARRADAS	0.05757406308360100%	1,958,054	0.000467615445002520	0.06239458138938700%	28,085	0.00046758741304627	9,181	0.00046758741304627	0.06239458138938700%	9,181	0.00046758741304627	
227	SAN LORENZO CAJALTEPEC	0.0231250240972400%	1,325,036	0.00018758207429850	0.2820764981389100%	125,860	0.00018758207429850	50,782	0.00018758207429850	0.2820764981389100%	50,782	0.00018758207429850	
228	SAN LORENZO CUARANTEPEC	0.058579870892000%	1,428,036	0.00018758207429850	0.0523097077479500%	24,778	0.00018758207429850	6,567	0.00018758207429850	0.0523097077479500%	6,567	0.00018758207429850	
229	SAN LORENZO TEXTELUCAN	0.1904816156878200%	4,938,084	0.001257656871845870	0.1418274101301659200%	63,303	0.001257656871845870	20,884	0.001257656871845870	0.1418274101301659200%	20,884	0.001257656871845870	
230	SAN LORENZO VICTORIA	0.032532392792882700%	1,203,944	0.000201314660764687	0.039207367506765300%	17,494	0.00020129323610873	5,251	0.00020129323610873	0.039207367506765300%	5,251	0.00020129323610873	

"2020, Año de la pluriculturalidad de los pueblos indígenas y afro mexicano"




COMISIÓN PERMANENTE  
DE HACIENDA  
ASUNTO: DICTAMEN.  
EXPEDIENTE: 1300

**Anexo 1. Porcentajes, montos estimados y coeficientes de distribución del FGR, FIEPS y FISAN para el ejercicio fiscal 2021**

Clave	Municipio	Fondo General de Participaciones			Fondo de Impuestos Especiales de Producción y Servicios			Fondo del Impuesto Sobre Automóviles Nuevos		
		Porcentaje	Monto estimado a distribuir a cada municipio	Coeficiente de distribución del crecimiento (AFGP <sub>20</sub> )	Porcentaje	Monto estimado a distribuir a cada municipio	Coeficiente de distribución del crecimiento (AFIEPS <sub>20</sub> )	Porcentaje	Monto estimado a distribuir a cada municipio	Coeficiente de distribución del crecimiento (AFISAN <sub>20</sub> )
231	SAN LUCAS CAMOTLAN	0.07553483385495600%	2,795,359	0.0008194836345190392	0.083471931085200800%	37,221	0.0008194836345190392	0.0793319007030100%	12,173	0.00081952761683002
232	SAN LUCAS OUILAN	0.3784425002642000%	14,095,228	0.00272306909807080	0.4009714087294800%	178,866	0.00272306909807080	0.38327664882959500%	69,867	0.00272303639632270
233	SAN LUCAS QUIAVINI	0.06386050001137800%	2,356,659	0.00044543329788632	0.07025232318829700%	31,346	0.00044543329788632	0.064821622418947000%	10,125	0.0004453992608868504
234	SAN LUCAS ZOOQUIAPAM	0.1234239656575600%	4,567,618	0.0009135841829366666	0.1386373500030400%	61,859	0.0009135841829366666	0.12646776500309000%	19,754	0.0009136170059626304
235	SAN LUIS AMATLAN	0.08426189780271600%	3,118,326	0.00053324277693167	0.08971275995000100%	44,491	0.00053324277693167	0.08683216443425100%	13,563	0.000533175267498882
236	SAN MARCIAL UZULOTOPEC	0.0506858259173000%	1,875,449	0.000227368831002436	0.06270847964817900%	27,980	0.000227368831002436	0.05254232984874500%	8,207	0.000227337174620889
237	SAN MARCOS ARTENAGA	0.0488638737345200%	1,808,332	0.00036919624628885	0.059891510411501300%	26,889	0.00036919624628885	0.0509417925365800%	7,957	0.000369308920034009
238	SAN MARTIN DE LOS CANSECOS	0.03738969659495200%	1,383,701	0.00013412190092582	0.050061447876198900%	22,337	0.00013412190092582	0.03923868877693900%	6,129	0.00013417532867671
239	SAN MARTIN HUAMELUPAM	0.03396810001337500%	1,257,076	0.000267596860258666	0.0392028851264800%	17,492	0.000267596860258666	0.035067496933933100%	5,477	0.00026760372676194
240	SAN MARTIN IITUNYOSA	0.05721052241743700%	2,117,221	0.00028964615992851	0.0713886062187400%	31,853	0.00028964615992851	0.059418220016814600%	9,281	0.00028950892327847
241	SAN MARTIN LACHILA	0.03713912903663100%	1,374,428	0.00019798841394551	0.0453168498337400%	20,220	0.00019798841394551	0.03840641143975400%	5,989	0.00019801318528361
242	SAN MARTIN PERAS	0.1967807448810000%	7,282,350	0.00172988276217780	0.27231907085428100%	94,735	0.00172988276217780	0.2009502306651000%	31,388	0.00172980322758840
243	SAN MARTIN TLICUATE	0.06157766886132100%	2,278,338	0.00044446711805506	0.071771806106187800%	32,000	0.00044446711805506	0.06339660102669500%	9,932	0.0004447369374053449
244	SAN MARTIN TOXPALAN	0.06412592299716900%	2,373,143	0.00047724987994556	0.0728117649307400%	32,488	0.00047724987994556	0.0658395619760600%	10,284	0.00047712669461842
245	SAN MARTIN ZACATEPEC	0.034004795233300%	1,256,434	0.00016541915067299	0.0432768533500500%	16,996	0.00016541915067299	0.03597407447405700%	5,529	0.00016550293028680
246	SAN MATEO CALONOS	0.02764809183861970%	1,023,188	0.000076545116157519	0.03809125516148800%	22,739	0.000076545116157519	0.0291297167135400%	4,550	0.00007850918295804
247	CAPULPAM DE MENDEZ	0.0556725661683760%	2,056,605	0.00028291820393289	0.0508624089528970%	22,739	0.00028291820393289	0.05438254361198760%	8,496	0.000283011584731256
248	SAN MATEO DEL MAR	0.2167681738820500%	8,022,058	0.00222362199865850	0.22026563362257000%	98,281	0.00222362199865850	0.2200221928265200%	34,367	0.0002239635939636010
249	SAN MATEO YOLOXUCHITLAN	0.06599997205102900%	2,442,947	0.0004882993800557	0.075241348716494500%	33,609	0.0004882993800557	0.0676826380043300%	10,600	0.0004882649676674055
250	SAN MATEO YULIATONGO	0.05516254893877500%	2,076,438	0.0002553752888836	0.0572924481082400%	25,666	0.0002553752888836	0.05603149301218000%	6,752	0.000255353961047259
251	SAN MATEO NEJAPAM	0.04288306579469300%	1,586,397	0.00014841030978381	0.056868407118800%	25,293	0.00014841030978381	0.0448597673685100%	7,007	0.00014846463028511
252	SAN MATEO PENASCO	0.04929805490233700%	1,824,400	0.000271908663830878	0.0608983976887200%	27,173	0.000271908663830878	0.0511658672692200%	7,992	0.000271876020709043
253	SAN MATEO PINAS	0.0613088753772200%	2,266,928	0.000270335841800443	0.0769795147439200%	35,240	0.000270335841800443	0.06397664652687400%	9,993	0.000270392625772747
254	SAN MATEO RIO HONDO	0.071898229986200%	2,888,777	0.000440193055377287	0.0848743770368760%	37,781	0.000440193055377287	0.074171523239900%	11,577	0.00044019002611601
255	SAN MATEO SINDIRIUI	0.0508058531397600%	1,890,190	0.00025603163831993	0.06007958446571900%	26,807	0.00025603163831993	0.052171002576887600%	6,149	0.000256102266518007
256	SAN MATEO TLAPALTEPEC	0.02595674391251300%	980,928	0.000095690162069143	0.03438335979526200%	14,940	0.000095690162069143	0.02705542823947700%	4,226	0.000095599396391035
257	SAN MELCHOR BETAZA	0.0380889333365300%	1,409,578	0.00014718113881033	0.05079207555766800%	22,663	0.00014718113881033	0.03998213008709100%	6,242	0.0001478416418472850
258	SAN MIGUEL ACHIUTLA	0.0370373195584800%	1,370,680	0.00032160197084109	0.0437323282188820%	19,513	0.00032160197084109	0.03845122808688700%	6,006	0.0003214282707892
259	SAN MIGUEL AHUEHUETITLAN	0.0622512148721700%	2,313,421	0.00032963428235033	0.07464051205014500%	33,304	0.00032963428235033	0.06435426462979800%	10,052	0.000329592607857615
260	SAN MIGUEL ALAPAM	0.0490750249576000%	1,849,453	0.000276291728207420	0.060637620187700%	27,056	0.000276291728207420	0.051677163002478700%	8,071	0.00027633065551928
261	SAN MIGUEL AMATITLAN	0.1200780084918000%	4,443,795	0.00102542371678280	0.1313359406781700%	58,601	0.00102542371678280	0.12284297047976300%	19,185	0.0010255236426428500
262	SAN MIGUEL AMATLAN	0.02983351073544500%	1,045,065	0.000206132829425893	0.03665411882817400%	16,444	0.000206132829425893	0.03115219157437900%	4,866	0.0002065993317419847
263	SAN MIGUEL AUILAN	0.0780587648086300%	2,888,764	0.00050702598922187	0.0896167179801160%	38,456	0.00050702598922187	0.0794859706537220%	12,413	0.00050704743317605017
264	SAN MIGUEL CHICAHUA	0.05339413861939200%	1,975,986	0.00027981577628561	0.06553308312639100%	29,160	0.00027981577628561	0.05526369361620200%	8,633	0.0002798656704976229
265	SAN MIGUEL CHIMALAPA	0.1150286428976000%	4,256,850	0.000860304022627663	0.114987390914966600%	58,188	0.000860304022627663	0.118087390914966600%	18,445	0.00086035527683018
266	SAN MIGUEL DEL PUERTO	0.14195867241196900%	5,253,542	0.001075693287659040	0.14382799343589300%	66,852	0.001075693287659040	0.1437855622623300%	22,459	0.0010758116471768107
267	SAN MIGUEL DEL RIO	0.02079727238768200%	789,656	0.00004056845723069	0.02949056819632611	13,160	0.00004056845723069	0.02201694401632600%	4,307	0.00004064231938107
268	SAN MIGUEL EDULIA	0.0358390704818000%	1,326,280	0.0001291173518433111	0.0434350524001700%	19,515	0.0001291173518433111	0.03711720172624700%	5,819	0.000129177654416666
269	SAN MIGUEL EL CERRAJUE	0.071851163172400%	2,985,658	0.00052761850762820	0.07689527085766800%	52,053	0.00052761850762820	0.070846527085766800%	16,914	0.0005277938076584917
270	SAN MIGUEL HUAUTLA	0.056509178662000%	2,108,099	0.0003601326893727	0.060710976424300%	26,903	0.0003601326893727	0.0583938501181800%	8,267	0.000360115571030019
271	SAN MIGUEL MIXTEPEC	0.0584334087311600%	2,162,477	0.000338718213335609	0.06473172848464300%	30,846	0.000338718213335609	0.06019928053519700%	9,403	0.000338688949442233

"2020, Año de la pluriculturalidad de los pueblos indígenas y afromexicano"



COMISIÓN PERMANENTE DE HACIENDA  
ASUNTO: DICTAMEN.  
EXPEDIENTE: 1300

Clave	Municipio	Fondo General de Participaciones				Fondo de Impuestos Especiales de Producción y Servicios				Fondo del Impuesto Sobre Automóviles Nuevos			
		Porcentaje	Monto estimado a distribuir a cada municipio	Coefficiente de distribución del crecimiento (AFGP. cu)	Porcentaje	Monto estimado a distribuir a cada municipio	Coefficiente de distribución del crecimiento (AIFERS. cu)	Porcentaje	Monto estimado a distribuir a cada municipio	Coefficiente de distribución del crecimiento (AFISAN. cu)	Porcentaje	Monto estimado a distribuir a cada municipio	Coefficiente de distribución del crecimiento (AFISAN. cu)
272	SAN MIGUEL PANIXTLAHUACA	0.111775441107400%	4,114,408	0.0011245257955300%	0.1139564814061400%	50,850	0.0011245257955300%	0.1100847207407200%	17,195	0.0011245257955300%	0.000692958640800%	17,195	0.0011245257955300%
273	SAN MIGUEL PERRAS	0.0775604265763600%	2,870,321	0.0006942370623900%	0.0864337107161180%	38,566	0.0006942370623900%	0.0796548968370780%	12,441	0.0006942370623900%	0.000692958640800%	12,441	0.000692958640800%
274	SAN MIGUEL PIEDRAS	0.0408593564016700%	1,511,978	0.00016016057847289	0.054544497525170%	24,323	0.00016016057847289	0.04300954660684370%	6,718	0.00016016057847289	0.000692958640800%	6,718	0.00016016057847289
275	SAN MIGUEL QUETZALTEPEC	0.11978219479474600%	4,432,845	0.00112484238846020	0.1284448061741900%	57,311	0.00112484238846020	0.1224344442135200%	19,124	0.00112484238846020	0.000692958640800%	19,124	0.00112484238846020
276	SAN MIGUEL SANTA FLOR	0.04110845572065300%	1,521,249	0.0003986893783800%	0.0556347517268000%	24,813	0.0003986893783800%	0.04307356796391800%	6,728	0.0003986893783800%	0.000692958640800%	6,728	0.0003986893783800%
277	VILLA SOULA DE VEGA	0.23057895423288200%	9,273,312	0.00190959394101540	0.25433030976034500%	120,280	0.00190959394101540	0.25433030976034500%	39,820	0.00190959394101540	0.000692958640800%	39,820	0.00190959394101540
278	SAN MIGUEL SOYALTEPEC	0.588151468584900%	21,892,249	0.006101814320252100%	0.5866101814320252100%	261,469	0.006101814320252100%	0.5837240156719100%	92,740	0.006101814320252100%	0.000692958640800%	92,740	0.006101814320252100%
279	SAN MIGUEL SUCHITLATEPEC	0.06942407101905300%	2,189,139	0.000337553698919422	0.0686718551320810%	31,087	0.000337553698919422	0.0610635688825300%	9,588	0.000337553698919422	0.000692958640800%	9,588	0.000337553698919422
280	VILLA VALENCIA	0.0684774944848200%	2,375,209	0.00043227742754373	0.07404217447816300%	33,037	0.00043227742754373	0.065986760468195800%	10,304	0.00043227742754373	0.000692958640800%	10,304	0.00043227742754373
281	SAN MIGUEL TEACAPAN	0.02462968004921800%	911,484	0.00008923966813380	0.02904805919168700%	12,961	0.00008923966813380	0.02315399956692300%	3,929	0.00008923966813380	0.000692958640800%	3,929	0.00008923966813380
282	SAN MIGUEL TENANGO	0.03008362189318100%	1,113,321	0.000095658662194196	0.03963767397313800%	17,886	0.000095658662194196	0.03140247486074300%	4,905	0.000095658662194196	0.000692958640800%	4,905	0.000095658662194196
283	SAN MIGUEL TIQUILTEPEC	0.0430826193984550%	1,594,382	0.000407083884817732	0.05112216912605400%	23,078	0.000407083884817732	0.04501070128927800%	7,030	0.000407083884817732	0.000692958640800%	7,030	0.000407083884817732
284	SAN MIGUEL TLIZAPAM	0.1124641252384300%	4,180,525	0.000462857476304582	0.1497226598131100%	66,805	0.000462857476304582	0.1184203072303800%	18,497	0.000462857476304582	0.000692958640800%	18,497	0.000462857476304582
285	SAN MIGUEL TLACAMAHA	0.0684742526583800%	2,584,084	0.000505391161818550	0.076543341836920%	34,153	0.000505391161818550	0.07006321676729570%	10,942	0.000505391161818550	0.000692958640800%	10,942	0.000505391161818550
286	SAN MIGUEL TLACOTEPEC	0.077628716645400%	2,843,220	0.00040064898992876	0.093934904970817860%	41,739	0.00040064898992876	0.095337290721700%	12,423	0.00040064898992876	0.000692958640800%	12,423	0.00040064898992876
287	SAN MIGUEL TLANCINGO	0.0280698433678600%	1,038,796	0.00021056219727876	0.0366816470347200%	16,367	0.00021056219727876	0.029725115374270%	4,643	0.00021056219727876	0.000692958640800%	4,643	0.00021056219727876
288	SAN MIGUEL YOTAO	0.02919354122213210%	1,080,385	0.00007789105414304	0.0403234738323400%	17,992	0.00007789105414304	0.03076226130597800%	4,805	0.00007789105414304	0.000692958640800%	4,805	0.00007789105414304
289	SAN NICOLÁS	0.0376415671106880%	1,383,022	0.00014329238242836	0.04974575656351400%	22,209	0.00014329238242836	0.038385937689850%	6,152	0.00014329238242836	0.000692958640800%	6,152	0.00014329238242836
290	SAN NICOLÁS HIDALGO	0.0304449551128300%	1,125,693	0.00013825155818830	0.03784242831718180%	16,885	0.00013825155818830	0.03150490802949520%	4,921	0.00013825155818830	0.000692958640800%	4,921	0.00013825155818830
291	SAN PABLO CUATRO	0.07759726301973800%	2,870,574	0.000596004043143855	0.08903349494369500%	39,726	0.000596004043143855	0.07977017058024800%	12,461	0.000596004043143855	0.000692958640800%	12,461	0.000596004043143855
292	SAN PABLO CUATRO VENADOS	0.0418687661724100%	1,549,481	0.000204538080679878	0.0538468167210210%	24,026	0.000204538080679878	0.04373298792531600%	6,831	0.000204538080679878	0.000692958640800%	6,831	0.000204538080679878
293	SAN PABLO ETILA	0.41160236045161300%	15,232,393	0.006505413244524370	0.3466021816315100%	154,551	0.006505413244524370	0.4125664188528100%	64,442	0.006505413244524370	0.000692958640800%	64,442	0.006505413244524370
294	SAN PABLO HUITZO	0.12834367243800%	4,749,784	0.001582894493563910	0.1297316683281700%	54,984	0.001582894493563910	0.1297316683281700%	20,261	0.001582894493563910	0.000692958640800%	20,261	0.001582894493563910
295	SAN PABLO HUIXTEPEC	0.219802629781300%	8,138,191	0.00211765002854880	0.2116483825192300%	94,436	0.00211765002854880	0.22710913486899100%	34,534	0.00211765002854880	0.000692958640800%	34,534	0.00211765002854880
296	SAN PABLO HUICULTLANGUIS	0.0307859673933800%	1,139,229	0.000133743800294228	0.0393149494369500%	17,942	0.000133743800294228	0.03208110122974700%	5,011	0.000133743800294228	0.000692958640800%	5,011	0.000133743800294228
297	SAN PABLO HUILTEPEC	0.0524943220180020%	1,942,686	0.000352980808094115	0.0633158419169700%	26,251	0.000352980808094115	0.05445016283191500%	8,505	0.000352980808094115	0.000692958640800%	8,505	0.000352980808094115
298	SAN PABLO VILLAGRANJA	0.25733079356657800%	9,523,181	0.003089237493905680	0.24763125889862300%	110,491	0.003089237493905680	0.2603748527187200%	40,670	0.003089237493905680	0.000692958640800%	40,670	0.003089237493905680
299	SAN PABLO YAGUATAN	0.03680249497661200%	1,361,970	0.000133950703493077	0.0490798018841440%	21,899	0.000133950703493077	0.0365984752161800%	6,029	0.000133950703493077	0.000692958640800%	6,029	0.000133950703493077
300	SAN PEDRO AMUZGOS	0.10319741471749100%	3,819,083	0.00088401976274430	0.107716045361200%	48,062	0.00088401976274430	0.1047389375929200%	16,360	0.00088401976274430	0.000692958640800%	16,360	0.00088401976274430
301	SAN PEDRO APOSTOL	0.0844391048069500%	3,124,884	0.00046691233008524	0.1026886676869400%	45,910	0.00046691233008524	0.08738915022046190%	13,650	0.00046691233008524	0.000692958640800%	13,650	0.00046691233008524
302	SAN PEDRO ATOYAC	0.09062859117471600%	3,353,881	0.000566704337003315	0.0974689276190800%	43,490	0.000566704337003315	0.0917362026204860%	14,329	0.000566704337003315	0.000692958640800%	14,329	0.000566704337003315
303	SAN PEDRO CAJONIOS	0.0306212419884010%	1,135,217	0.0001579075585800%	0.03493718889614300%	17,174	0.0001579075585800%	0.03181661367192500%	4,970	0.0001579075585800%	0.000692958640800%	4,970	0.0001579075585800%
304	SAN PEDRO COXCATLATEPEC	0.0856912819883780%	3,116,118	0.00056901429832010	0.041937132018914300%	18,712	0.00056901429832010	0.0335929023179500%	5,247	0.00056901429832010	0.000692958640800%	5,247	0.00056901429832010
305	SAN PEDRO COMITANCILLO	0.0856912819883780%	3,116,118	0.00056901429832010	0.041937132018914300%	18,712	0.00056901429832010	0.0335929023179500%	5,247	0.00056901429832010	0.000692958640800%	5,247	0.00056901429832010
306	SAN PEDRO EL ALTO	0.07644470815231300%	2,829,031	0.00049131178178843	0.08953327166752800%	39,949	0.00049131178178843	0.078682424967169350%	12,290	0.00049131178178843	0.000692958640800%	12,290	0.00049131178178843
307	SAN PEDRO HUAMELA	0.165326566021900%	6,119,296	0.00186402089494230	0.1701914427185200%	75,938	0.00186402089494230	0.16665426100021300%	26,345	0.00186402089494230	0.000692958640800%	26,345	0.00186402089494230
308	SAN PEDRO HUICULTLANGUIS	0.07638436910884200%	2,826,798	0.00039822892163884	0.07626316331617400%	34,028	0.00039822892163884	0.07674239808485700%	11,987	0.00039822892163884	0.000692958640800%	11,987	0.00039822892163884
309	SAN PEDRO IXCALTAN	0.178060648394800%	6,545,822	0.00164552683866120	0.20451739430100%	91,255	0.00164552683866120	0.1927176858484300%	30,009	0.00164552683866120	0.000692958640800%	30,009	0.00164552683866120
310	SAN PEDRO JALTAPAN	0.11957250782985700%	4,425,085	0.000129090474427280	0.1284838630000000%	50,522	0.000129090474427280	0.12005924792521100%	18,753	0.000129090474427280	0.000692958640800%	18,753	0.000129090474427280
311	SAN PEDRO JALTAPAN	0.1313469	4,731,469	0.00013761565572091	0.0463836586716500%	20,888	0.00013761565572091	0.03708836828031640%	5,760	0.00013761565572091	0.000692958640800%	5,760	0.00013761565572091
312	SAN PEDRO JICAYAN	0.17585732650300%	6,508,063	0.00162515589411320	0.185223098363400%	82,945	0.00162515589411320	0.1790997419327200%	27,975	0.00162515589411320	0.000692958640800%	27,975	0.00162515589411320



“2020, Año de la pluriculturalidad de los pueblos indígenas y afroMexicano”



COMISIÓN PERMANENTE DE HACIENDA  
ASUNTO: DICTAMEN.  
EXPEDIENTE: 1300

Clave	Municipio	Fondo General de Participaciones			Fondo de Impuestos Especiales de Producción y Servicios			Fondo del Impuesto Sobre Automóviles Nuevos		
		Porcentaje	Monto estimado a distribuir a cada municipio	Coefficiente de distribución del crecimiento (AFGP, cu)	Porcentaje	Monto estimado a distribuir a cada municipio	Coefficiente de crecimiento (AFIEPS, cu)	Porcentaje	Monto estimado a distribuir a cada municipio	Coefficiente de distribución del crecimiento (AFISAN, cu)
313	SAN PEDRO JOCOTIPAC	0.0366347450150060%	1,355,762	0.000100451427697071	0.050565715427440200%	22,562	0.0001004623722927	0.03861127943776000%	6,031	0.000100339591966657
314	SAN PEDRO JUCHATENGO	0.0631855058383640%	1,968,265	0.000426600462162008	0.05641297853939700%	25,171	0.000426600462162008	0.054194077470013500%	8,465	0.000426651563817808
315	SAN PEDRO MARTIR QUECHAPA	0.0814144070470700%	1,922,721	0.000284433924199504	0.06929210725406200%	27,941	0.000284433924199504	0.05320174600014200%	8,310	0.0002843106549030614
316	SAN PEDRO MARTIR YUCUARO	0.038430406244750300%	1,422,215	0.0001187437287219084	0.0532221524871673900%	23,747	0.0001187437287219084	0.040864839200013700%	6,383	0.0001187720749030619
317	SAN PEDRO MARTIR YUCUARO	0.04902697504770700%	1,814,368	0.000367590232364850	0.0574173037180074200%	25,619	0.000367590232364850	0.050666650072313300%	7,914	0.000367451106733340
318	SAN PEDRO MATIPEC (ITO JUQUILA)	1.57672819399414000%	62,051,393	0.028995516593964300	1.3795371037180074200%	615,449	1.705919440173381000%	1.07088895487065500%	265,461	1.02889954893871200
319	SAN PEDRO MATIPEC (ITO MIQUATILAN)	0.02265401041684200%	934,959	0.000136954346318147	0.03128252157942800%	13,959	0.000136954346318147	0.02624242530940800%	4,099	0.000136954346318147
320	SAN PEDRO MOLINGOS	0.0226979587439440%	851,098	0.000099324669338439	0.03033001620680800%	13,533	0.000099324669338439	0.02409763020979400%	3,764	0.000099450218811781
321	SAN PEDRO NOPALA	0.031325716818637800%	1,159,288	0.000110451965666668	0.040244667498980700%	17,949	0.000110451965666668	0.032672478749142940%	5,094	0.0001104291330884949
322	SAN PEDRO OCOPEPATILLO	0.0376913137224300%	1,394,863	0.0000997094168110698	0.05201352376512800%	23,208	0.0000997094168110698	0.0396676318052621800%	6,196	0.000099657194998810
323	SAN PEDRO OCOPEPEC	0.05226669235213400%	1,934,336	0.000275900720653011	0.06135480123436400%	27,376	0.000275900720653011	0.0535986748043091300%	8,372	0.000275954949278854
324	SAN PEDRO POCHUILA	1.0889571564478900%	29,197,481	0.009241795239653020	0.88538485849487000%	305,813	0.009241795239653020	0.7902929275957000%	123,479	0.00924176987070040
325	SAN PEDRO QUATONI	1.0694327165104900%	6,899,419	0.00182317907291550	1.186702284684974200%	83,305	0.00182317907291550	1.18637653961571200%	29,224	0.001823151549770800
326	SAN PEDRO SOCHAPAM	0.1119345276164000%	4,174,996	0.000669191551653624	0.12159124862218900%	54,253	0.000669191551653624	0.11352266752916200%	17,732	0.00066926372300789
327	SAN PEDRO TAPANATEPEC	0.5374907443795000%	19,689,476	0.00486477434166430	0.55995979189277200%	248,510	0.00486477434166430	0.5403019239996200%	84,394	0.004864667615779660
328	SAN PEDRO TAVICHE	0.03461667045930300%	1,281,078	0.00015222163137827	0.0447189291472700%	19,984	0.00015222163137827	0.0361208487692800%	5,642	0.000152176729779240
329	SAN PEDRO TEOZACALCO	0.0393484627155400%	1,456,190	0.00016216204391210	0.05016454252375300%	22,383	0.00016216204391210	0.04094165826584300%	6,395	0.000162198114790241
330	SAN PEDRO TEUILA	0.0792253572929700%	2,931,936	0.000601126142423232	0.090512674538080100%	40,388	0.000601126142423232	0.08147997811367300%	12,727	0.00060128363919821
331	SAN PEDRO TUDPA	0.063810724027436100%	2,061,479	0.000742138549858595	0.065487155460772200%	29,220	0.000742138549858595	0.065013866863573800%	10,195	0.000742138669162620
332	SAN PEDRO TOPILTEPEC	0.07861771851869400%	688,996	0.00005235354243741	0.02556076520034900%	11,405	0.00005235354243741	0.019594132639959400%	3,059	0.0000523339459040403
333	SAN PEDRO TOTOLAPANI	0.08612749303300500%	3,187,367	0.00125923949296970	0.08309207090841000%	37,075	0.00125923949296970	0.08002296162469400%	13,749	0.001259163675345290
334	VILLA DE TUOTEPEC DE MELCHOR OCAÑO	0.7105441068584100%	26,295,493	0.008200254928902640	0.68452199866272900%	305,428	0.008200254928902640	0.717205636884987300%	112,026	0.0082000283665290800
335	SAN PEDRO YANERI	0.03758428149515700%	1,390,902	0.00011495033391640	0.05101171211086880%	22,761	0.00011495033391640	0.039481965891742800%	6,167	0.000115069417662871
336	SAN PEDRO YOLOX	0.06669055268425300%	2,542,088	0.0004095122198334242	0.079746001621997700%	35,582	0.0004095122198334242	0.070570740716847200%	11,023	0.0004095780787050414
337	SAN PEDRO Y SAN PABLO AXITLA	0.121212165197307800%	4,482,415	0.001094412352037290	0.12821942075787400%	54,801	0.001094412352037290	0.122321799635949300%	19,105	0.001094373321476540
338	VILLA DE ETLA	0.2296844152998000%	8,473,559	0.0034200382000110840	0.19977290277268900%	89,137	0.0034200382000110840	0.22961259147289200%	35,865	0.003420079013172930
339	SAN PEDRO Y SAN PABLO TEPOSCUILA	0.121212165197307800%	4,488,164	0.00023385622200421	0.08711342398084700%	39,137	0.00023385622200421	0.1202190301910000%	11,778	0.0002338352928695671
340	SAN PEDRO Y SAN PABLO TEQUILTEPEC	0.045094743807662800%	1,668,846	0.00023385622200421	0.056398838615000%	25,125	0.00023385622200421	0.0466828396147100%	7,323	0.0002338352928695671
341	SAN PEDRO YUCUNAMA	0.0340095239883800%	1,258,609	0.00029065373008569	0.0392762318693000%	17,433	0.00029065373008569	0.03540303095795300%	5,530	0.00029062027079766
342	SAN RAFAEL JALPA	0.1418393964716700%	5,249,091	0.00110634270940800	0.11115851228709400%	49,998	0.00110634270940800	0.059386344260800%	21,327	0.0011062950626280800
343	SAN SEBASTIAN ABASOLO	0.06766642367964400%	2,194,833	0.000447227952288136	0.0659066569764500%	29,407	0.000447227952288136	0.059386344260800%	9,276	0.00044725094565800%
344	SAN SEBASTIAN COATLAN	0.0657843867307800%	2,434,518	0.000448043666663656	0.07321934391376300%	32,667	0.000448043666663656	0.0671840104349693100%	10,914	0.0004476934920021050
345	SAN SEBASTIAN ICAPPA	0.076953815243300%	2,848,243	0.00056971258883699	0.08590003076886400%	38,329	0.00056971258883699	0.07668894804794100%	12,291	0.0005696951062976995
346	SAN SEBASTIAN NICARANDUJA	0.06246511981643300%	1,980,112	0.00055477841878197	0.05627221316962800%	24,562	0.00055477841878197	0.0500539100819574800%	8,338	0.0005548564582470495
347	SAN SEBASTIAN RIOHONDO	0.07112884605312800%	2,632,341	0.00056615764526803	0.08114866801547400%	36,208	0.00056615764526803	0.0731828140447800%	11,431	0.0005662087628269800
348	SAN SEBASTIAN TEOXACALCO	0.1679050001186700%	6,213,763	0.001340251845514830	0.12999311757819800%	81,850	0.001340251845514830	0.1712123109138000%	26,743	0.0013409266332740410
349	SAN SEBASTIAN TEITIPAC	0.044891683210342500%	1,661,311	0.00024821627968080	0.0550201767509300%	24,548	0.00024821627968080	0.0465507211589900%	7,268	0.00024830721594565800%
350	SAN SEBASTIAN TUILA	0.3931110587863300%	14,548,327	0.00423903650749730	0.3680570838658100%	164,224	0.00423903650749730	0.3958715534800000%	61,804	0.004239012812537680
351	SAN SIMON ALMALONGAS	0.0613811043594800%	2,271,364	0.000465851419833018	0.0719421800299800%	32,100	0.000465851419833018	0.0634765572403200%	9,006	0.000465851419833018
352	SAN SIMON ZAHUALILAN	0.0689844531281501%	2,553,019	0.000450938808742736	0.08033818763973201%	35,873	0.000450938808742736	0.0710943228108676501%	11,089	0.0004509459627169384


"2020, Año de la pluriculturalidad de los pueblos indígenas y afroamericanos"



COMISIÓN PERMANENTE DE HACIENDA ASUNTO: DICTAMEN. EXPEDIENTE: 1300

Clave	Municipio	Fondo General de Participaciones			Fondo de Impuestos Especiales de Producción y Servicios			Fondo del Impuesto Sobre Automóviles Nuevos		
		Porcentaje	Monto estimado a distribuir a cada municipio	Coefficiente de distribución (AFGP <sup>ca</sup> )	Porcentaje	Monto estimado a distribuir a cada municipio	Coefficiente de distribución (AFIERS <sup>ca</sup> )	Porcentaje	Monto estimado a distribuir a cada municipio	Coefficiente de distribución (AFISAN <sup>ca</sup> )
353	SANTA ANA	0.050611976147469600%	1,873,025	0.000295954719471613	0.060023534729753000%	26,782	0.000295954719471613	0.052145394034974000%	8,145	0.000295954719471613
354	SANTA ANA ATEIXTLAHUACA	0.0302811208334600%	1,137,172	0.000080101932820584	0.042784304071212500%	19,090	0.000080101932820584	0.032394803870604600%	5,060	0.000079885659192899
355	SANTA ANA CUAUHTEPEC	0.030416905979043000%	1,125,655	0.000091610101816191	0.041576304071212500%	18,551	0.000091610101816191	0.031978667060138000%	4,955	0.000079885659192899
356	SANTA ANA DEL VALLE	0.068407456693973700%	2,531,370	0.000431495731726846	0.078831592623452800%	35,174	0.000431495731726846	0.070141797058661600%	10,956	0.000431662259727804
357	SANTA ANA TAVELA	0.04152934185591800%	1,536,899	0.000158410251073032	0.050834656156622200%	22,882	0.000158353295885939	0.04288156393295885939	6,698	0.0001563000600829666
358	SANTA ANA TLAPACOYAN	0.066471962658987800%	2,533,910	0.000422426305194894	0.0804430114747638900%	35,893	0.000422426305194894	0.070474708107483400%	11,008	0.000422363619378266
359	SANTA ANA YARENI	0.042313263473494900%	1,565,910	0.000261289113025594	0.04958076799190300%	22,301	0.000261289113025594	0.04362415162107900%	6,314	0.000261295950787940
360	SANTA ANA ZEGACHE	0.08933648841925400%	3,307,175	0.0006033663846688	0.1027422265107000%	45,857	0.0006033110015054	0.091988687818298200%	14,370	0.0006029850317251
361	SANTA CATALINA QUIJERI	0.03884713892880700%	1,430,146	0.000131237065215400	0.05215023633028100%	23,269	0.000131218197462830	0.0406807487811700%	6,343	0.000131202602698081
362	SANTA CATARINA CUIXTLA	0.050139399644846600%	1,855,536	0.000324751014841821	0.05648682681694700%	25,410	0.000324731207896959	0.051325929268471000%	8,077	0.000324767932514656
363	SANTA CATARINA IXTAPEJI	0.05609568260947500%	2,149,986	0.00037699817294614	0.068185941654583000%	30,424	0.00037699817294614	0.05989197800733300%	9,355	0.00037699817294614
364	SANTA CATARINA JUQUILA	0.25949454321912800%	9,059,289	0.00215585353593970	0.261184371007120000%	116,806	0.00215587313667250	0.2612563474244300%	40,808	0.002155713159500500
365	SANTA CATARINA JUCHITÁN	0.0334000266589500%	1,236,053	0.0001426182921681	0.0398124888674900%	17,764	0.0001426292108911078	0.03435385934815500%	5,366	0.000142524898848331
366	SANTA CATARINA OXICHA	0.10571106427865900%	3,912,107	0.000711416609513167	0.10652629267793800%	48,870	0.000711454897616615	0.10697986490869800%	16,710	0.000711518657194933
367	SANTA CATARINA MECHACÁN	0.081290314639908600%	3,008,355	0.00056410561666448	0.093280544345601300%	41,821	0.000564131593733650	0.083530305393689800%	13,043	0.00056398774725700
368	SANTA CATARINA MINAS	0.0951527030088200%	3,521,388	0.000314358667165246	0.12523268286193100%	55,963	0.000314429516008459	0.09934193729133800%	15,517	0.000314825233945604970
369	SANTA CATARINA QUIRANE	0.04581874403512200%	1,699,340	0.0004296580867033	0.0521387892027700%	23,263	0.000429884631278654	0.047427020163252800%	7,408	0.0004298806416057435
370	SANTA CATARINA TAVATA	0.0371578819630100%	1,375,122	0.00022382878069505	0.04038623315316800%	18,020	0.000223811063951144	0.037657361820619100%	5,882	0.000223811182464888
371	SANTA CATARINA TLAXIYA	0.0431044749571601200%	1,542,982	0.000206409333159188	0.052715759868843800%	23,540	0.000206393949444338	0.04451404946211400%	6,953	0.000206393804014521
372	SANTA CATARINA USONTOU	0.0496127290625100%	1,836,045	0.00021063419316139	0.0635646139490500%	28,362	0.000210683273844651	0.05189084241092100%	8,074	0.000210683251586869
373	SANTA CATARINA ZAPOQUILA	0.02509399069371500%	928,687	0.000052157641115623	0.035395696367391300%	15,826	0.000052146817328573	0.026530449910948600%	4,144	0.0000523339454504943
374	SANTA CRUZ ACATEPEC	0.03837325573712300%	1,420,100	0.000195065971965488	0.0484679627113800%	21,626	0.000195093987869159	0.039962130097609100%	6,242	0.0001950416016745570
375	SANTA CRUZ AMILPAS	0.26517957136703700%	9,813,645	0.003857697219420570	0.219565623631975500%	97,970	0.003857664531694200	0.2639725032143000%	41,233	0.003857671876695810
376	SANTA CRUZ DE BRAVO	0.02171500415619300%	803,619	0.0000657433239077	0.029303651512001600%	13,075	0.000065730264146830	0.02277239612836500%	3,557	0.000065881385929896
377	SANTA CRUZ TUNDUJA	0.1918169103747600%	7,098,673	0.001924247494274860	0.20112657057987200%	89,741	0.001924228812894910	0.1955660346702000%	30,547	0.001924107613638970
378	SANTA CRUZ XIMITEPEC	0.0653504031632700%	2,418,498	0.000489819760534725	0.07289916787999100%	32,527	0.0004898374283185	0.0669023169170200%	10,450	0.000489939480877387
379	SANTA CRUZ NUNDACO	0.05945833409428600%	2,200,444	0.000412944661419	0.0696382679108300%	31,072	0.000411247166632926	0.06128124146315700%	9,572	0.000411248109535746
380	SANTA CRUZ PAPALUTLA	0.046202542028500%	1,709,842	0.0003924637288417	0.05396337694976200%	23,825	0.00039246711164919	0.047702311964797600%	7,451	0.000392504597283020
381	SANTA CRUZ FACACHE DE MINA	0.05166443719789200%	1,911,942	0.000338817614733832	0.05706292351764700%	25,461	0.000338770681768025	0.052619152065316100%	8,219	0.0003386885949442323
382	SANTA CRUZ FACACHUA	0.0375937306800400%	1,391,254	0.000141946817121050	0.0488646526562800%	21,803	0.000141944551006839	0.0382194285293800%	6,126	0.000141968974578320
383	SANTA CRUZ TAVATA	0.0274472616231600%	1,015,756	0.0000666631861334	0.03581249869603900%	15,890	0.000066843866266839	0.03263521606169700%	4,504	0.000066894867413248
384	SANTA CRUZ XILLA	0.08470902961312900%	3,112,338	0.000693026496189881	0.09497904636719500%	42,245	0.000693026496189881	0.08640962396366700%	13,497	0.00069306024519244
385	SANTA CRUZ XOCOXTLÁN	2.3020197906882700%	85,192,032	0.03364265683413800	1.86791913215269900%	833,540	0.03364228895871900	2.290812141624400%	357,820	0.0336433093049649500
386	SANTA CRUZ ZENZOTEPEC	0.4101357408161700%	15,178,117	0.00044692982259910	0.3842684760713100%	171,453	0.000446964337607619	0.4084562479337100%	63,800	0.00044698813431810
387	SANTA GERTRUDIS	0.06198260319221800%	2,268,824	0.00046163365889115	0.06864400824174900%	29,736	0.000461661661077619	0.063016220194537600%	9,843	0.0004617284418780
388	SANTA INES DEL MONTE	0.0560928018565400%	2,149,872	0.000303741118282759	0.07161496834910300%	31,954	0.00030376162626204	0.06018007416897300%	9,400	0.000303766659763888
389	SANTA LUCIA DE ZEGACHE	0.04770494747588600%	1,655,443	0.000181320976643606	0.06505060379194100%	29,029	0.000181320976643606	0.03503151699710200%	7,857	0.0001813219381969600
390	SANTA LUCIA DEL CAMINO	1.0796529759429100%	39,953,078	0.01795763980309100	1.01495537679591000%	452,878	0.017957669597487100	1.1046372769343000%	172,542	0.0001813273819586600
391	SANTA LUCIA MARTELÁN	0.1092921210824200%	4,264,768	0.00043474716314984	0.0849418804049000%	37,859	0.0004347678638020	0.0732768434726100%	11,446	0.00043487174267431
392	SANTA LUCIA MONTIVERDE	0.1214696348675000%	4,495,293	0.00088124642833767	0.135860901842049000%	60,820	0.000881296059884151	0.1243486787407000%	19,423	0.00088114039660150
393	SANTA LUCIA OCCOTLÁN	0.0783057434715300%	2,897,903	0.000604361682205703	0.08713521030077300%	38,879	0.000604335354503842	0.080129122861313900%	12,516	0.0006044386712639148

"2020, Año de la pluriculturalidad de los pueblos indígenas y afroamericano"



**COMISIÓN PERMANENTE DE HACIENDA**  
**ASUNTO: DICTAMEN.**  
**EXPEDIENTE: 1300**

Clave	Municipio	Fondo General de Participaciones				Fondo de Impuestos Especiales de Producción y Servicios				Fondo del Impuesto Sobre Automóviles Nuevos			
		Porcentaje	Monto estimado a distribuir a cada municipio	Coefficiente de distribución (AFGP $\times 10^6$ )	Porcentaje	Monto estimado a distribuir a cada municipio	Coefficiente de distribución (AIFERS $\times 10^6$ )	Porcentaje	Monto estimado a distribuir a cada municipio	Coefficiente de distribución (AFISAN $\times 10^6$ )	Porcentaje	Monto estimado a distribuir a cada municipio	Coefficiente de distribución (AFISAN $\times 10^6$ )
394	SANTA MARIA ALOTEPEC	0.05167706326766500%	1,912,442	0.00036599200750623	0.060001122833993800%	26,772	0.00036593797527839	0.05325936562077200%	8,319	0.000365966845796745			
395	SANTA MARIA APAZCO	0.05209937562923810%	1,928,070	0.000220127522907804	0.0653948066933491500%	38,345	0.000220073317630450	0.05438614147474000%	8,495	0.000220095013059750			
396	SANTA MARIA LA ASUNCIÓN	0.07087327675310580%	2,622,846	0.000429279700236252	0.085938340768690200%	38,345	0.0004292939783768435	0.073387679747169400%	11,463	0.000429249791956825			
397	HEROICA CIUDAD DE TLAXIACO	0.8318345626679300%	30,784,156	0.008282969578340980	0.75152011473066800%	335,322	0.0082829917426013800	0.83216166994829300%	129,985	0.0082829644434315790			
398	AYOQUEZCO DE ALDAMA	0.1165044037646700%	4,311,542	0.00114407065707670	0.1180909110680800%	52,691	0.00114407065707670	0.1179919581435200%	18,430	0.0011444109127782820			
399	SANTA MARIA ATZOMPAA	0.0539390543936600%	23,518,038	0.00975739265992180	0.521002510623800%	292,467	0.009757343191839590	0.634291915797358400%	99,075	0.009757317654968620			
400	SANTA MARIA CAMUJILAN	0.0567418982987970%	2,099,878	0.00028231211758244	0.0581499190939473800%	25,946	0.00028224814549485	0.05663899593920400%	8,850	0.00028245481630445			
401	SANTA MARIA COLOTEPEC	0.513171134320000%	18,991,204	0.00741167012279710	0.4132519617872200%	184,333	0.007411748231756510	0.5137457691872300%	80,246	0.0074117486367192880			
402	SANTA MARIA CORTUO	0.033018426551760%	1,221,933	0.00014314560987278	0.043037562020595120%	19,203	0.00014397958617257	0.03452031487289140%	5,392	0.000141413010682110			
403	SANTA MARIA COYOTEPEC	0.084260466623902%	3,118,273	0.00113197818275160	0.07639766946516500%	34,088	0.00113222616019820	0.0846554938345250%	13,223	0.00113117039487260			
404	SANTA MARIA CHACHOAPAM	0.0431428259187900%	1,596,701	0.000443205498127411	0.047606016951930400%	20,998	0.00044315601851956	0.0428337162405600%	6,917	0.00044316800448920			
405	VILLA DE CHILAPA DE DJAZ	0.06733690274485300%	2,491,342	0.0008999380423532	0.06820921491969200%	29,542	0.00089993859599496	0.06811232091098790%	10,639	0.00089995152843154			
406	SANTA MARIA CHILCHOTLA	0.3425688710801500%	12,617,559	0.002115037818712890	0.328354831721300%	166,357	0.002114992221218150	0.349583003019500%	54,601	0.00211505399743990			
407	SANTA MARIA CHIMALAPA	0.14105374884186400%	5,220,053	0.0011446876680200	0.150409221183000%	67,110	0.00114468766843850	0.1404500466215900%	21,938	0.00114466687188330			
408	SANTA MARIA DEL ROSARIO	0.0276386088428800%	1,022,937	0.000336805228845271	0.03442915168851700%	15,362	0.0003357453029382	0.02864995667328700%	4,475	0.000335659978303866			
409	SANTA MARIA DEL TULE	0.4465179160196900%	16,524,532	0.009524507447059200	0.3809502777560800%	161,055	0.00952450722773330	0.4520099760639600%	70,603	0.00952440091067220			
410	SANTA MARIA ECATEPEC	0.07072679315451300%	2,617,388	0.000449378785767035	0.08539828120943100%	38,104	0.00044944595940383	0.07345810327292400%	11,474	0.000449478078963845			
411	SANTA MARIA GUELAJE	0.030639226073920%	1,133,885	0.000117728833031	0.04078516468072800%	18,198	0.00011768798674215	0.0320811012287470%	5,011	0.0001177198028628207			
412	SANTA MARIA GUENAGATI	0.094082449498490%	3,483,817	0.0006197424067879497	0.090853338278500%	40,538	0.00061974249422443	0.09363763951887110%	14,826	0.000619856194539173			
413	SANTA MARIA HUATULCO	3.8251772879585500%	141,580,421	0.063292458611153800	3.0858847937979800%	1,376,956	0.06329240978685200	3.802203083589300%	593,588	0.063292339616564000			
414	SANTA MARIA HUAZOLOTILIAN	0.17621468284141400%	6,521,271	0.001513618009127620	0.18074296101288100%	80,646	0.001513618363663450	0.17836394968475200%	27,860	0.001513607629582870			
415	SANTA MARIA PALAPA	0.08265047033530200%	3,081,435	0.00064943628883216	0.09332312695676800%	41,640	0.00064943725066885	0.0853532711994800%	13,332	0.0006494349203662870			
416	SANTA MARIA XICATLAN	0.03116194253499970%	1,153,227	0.00007214022514455	0.043387185753027900%	19,359	0.00007220300804657	0.03286216175675800%	5,133	0.000072005570410813			
417	SANTA MARIA JACATEPEC	0.176612254583200%	6,535,986	0.001506893413586160	0.18777133099644800%	83,782	0.00150687312866500	0.1799704323718700%	28,111	0.001506892700393540			
418	SANTA MARIA JALAPA DEL MARQUES	0.1912340562619400%	7,077,103	0.002251439393783310	0.19076107768686200%	85,116	0.002251512251802480	0.19601418945834800%	30,617	0.0022514731746891680			
419	SANTA MARIA JALTAMPAN	0.0293562291389600%	1,095,069	0.000096326168833890	0.03088196479374860%	17,321	0.0000963618843584313	0.03077744603714860%	4,798	0.00009631672949246			
420	SANTA MARIA LACHIXIO	0.04932748133827400%	1,825,489	0.000236372958854296	0.058286866323367500%	25,999	0.00023639192647999	0.05067930099408400%	7,916	0.0002363630661604997			
421	SANTA MARIA MIATEQUILLA	0.146789275095000%	5,410,104	0.000953126344806603	0.16888665714900800%	75,346	0.000953134412829089	0.15048098918071800%	23,506	0.00095317156011014663			
422	SANTA MARIA NAYIUITAS	0.0405717634188810%	1,501,461	0.000309279694806657	0.044767623186101800%	19,979	0.00030932425271793	0.04133662094504040%	6,466	0.000309176657483457			
423	SANTA MARIA NDUAYACO	0.027413085086710%	1,014,491	0.000109234161813002	0.03710849438307970%	16,554	0.000109287595523222	0.028828816870819100%	4,503	0.000109259333282626			
424	SANTA MARIA OZOLOTEPEC	0.0809169323819300%	2,984,537	0.000492167793801218	0.0859789349804668100%	42,825	0.00049211690668600	0.08343283048379800%	13,032	0.00049216776388780			
425	SANTA MARIA PAPALO	0.07549847497996300%	2,793,499	0.000775974228904154	0.079317933943926800%	35,391	0.00077590846265268	0.0770776993707900%	12,030	0.000775916695987233			
426	SANTA MARIA PEÑOLAS	0.14629774330971300%	5,144,120	0.00123538585959100	0.161860126501586200%	71,418	0.00123538526747140	0.1495730929741800%	23,563	0.0012354179016966570			
427	SANTA MARIA PETAPA	0.2191789978983400%	8,111,310	0.002234691841841760	0.21536709619711000%	96,905	0.00223439939992020	0.2214114557168000%	34,584	0.0022343657333650000			
428	SANTA MARIA PIEGOLANI	0.0481906320812400%	1,783,417	0.000242562456450230	0.0611048416488010%	27,309	0.000242408382037172	0.05017993847169500%	7,838	0.0002423686363054777			
429	SANTA MARIA SOLA	0.0433746142033680%	1,605,188	0.000165563638088644	0.05633677815513200%	25,137	0.00016539285601343	0.04652021755110800%	7,079	0.000165395765668652			
430	SANTA MARIA TALATEPEC	0.0254278878787400%	940,798	0.000076182888669393	0.0340430407712903700%	15,547	0.00007621268686665	0.0267609289891600%	4,180	0.00007608880468125			
431	SANTA MARIA TECOMACACA	0.03703769027181100%	1,370,675	0.000197393252501248	0.040403907713178600%	19,646	0.00019739915353536	0.0381795942708400%	5,963	0.000197232063871677			
432	SANTA MARIA TEACACALAPA	0.05909566761184500%	1,443,504	0.00017715107391081	0.0504829159716657400%	22,252	0.000177134401159916	0.04075959989505400%	6,362	0.000177232063871677			
433	SANTA MARIA TEACACALTEPEC	0.0576497307480480%	2,133,429	0.0003679740228958743	0.0694925899705742810%	31,007	0.000368033479767040	0.0596807057428410%	9,322	0.000368000606834151			
434	SANTA MARIA TEOPICOXCO	0.0892028214813800%	3,301,176	0.000603659782446913	0.0948483592980729400%	42,315	0.00060369737193209	0.09029571976254980%	14,104	0.0006036510510503863			

“2020, Año de la pluriculturalidad de los pueblos indígenas y afroamericano”



COMISIÓN PERMANENTE DE HACIENDA.  
ASUNTO: DICTAMEN.  
EXPEDIENTE: 1300

Clave	Municipio	Fondo General de Participaciones			Fondo de Impuestos, Especiales de Producción y Servicios			Fondo del Impuesto Sobre Automóviles Nuevos		
		Porcentaje	Monto estimado a distribuir a cada municipio	Coefficiente de distribución del crecimiento (AFGP en el)	Porcentaje	Monto estimado a distribuir a cada municipio	Coefficiente de distribución del crecimiento (AFIEPS en el)	Porcentaje	Monto estimado a distribuir a cada municipio	Coefficiente de distribución del crecimiento (AFISAN en el)
435	SANTA MARIA TEPANTLALI	0.07057317588640800%	2,611,740	0.000514493911241012	0.078807796663331000%	35,208	0.07222249111915200%	11,281	0.0005144617130793293	
436	SANTA MARIA TEXCATILAN	0.03414128091332700%	1,263,485	0.00021267156657690	0.04514203363653700%	20,142	0.03571111208423800%	5,578	0.00012359719346568	
437	SANTA MARIA TLAHUITOLTEPEC	0.21613759293312400%	10,219,172	0.00242715690569700	0.23741367639714000%	105,932	0.27075911867698000%	42,292	0.0092429718698075670	
438	SANTA MARIA TLALIXIAC	0.04775182387806000%	1,767,178	0.000209006770651279	0.06297394417687300%	27,967	0.050263166163817600%	7,851	0.00020696619283637	
439	SANTA MARIA TOMATECA	0.38526887037547000%	14,278,506	0.00381116355884210	0.37214857614477000%	166,316	0.38761089949887000%	60,544	0.0038112846348326990	
440	SANTA MARIA TOTOTEPILLA	0.03720290485739000%	1,390,491	0.000134980305848956	0.0474822896606567000	21,171	0.038771332875984800%	6,056	0.00013475328261671	
441	SANTA MARIA XADANI	0.13948133970883900%	5,161,862	0.00137395397439100	0.137990031861693000%	61,570	0.142269746254308000%	22,225	0.00137395902008700	
442	SANTA MARIA YALINA	0.01982082949658800%	737,221	0.0000418741950449611	0.02736661870534800%	12,358	0.020999004569565100%	3,280	0.0000417550020049000	
443	SANTA MARIA YANESIA	0.02211467940836300%	818,410	0.0000759034786187933	0.02686823216887200%	12,033	0.0272717190282565100%	3,549	0.000075902791878088	
444	SANTA MARIA YOLOTEPEC	0.02614226380623000%	967,461	0.00005946444757759	0.0358887689923453000%	16,013	0.02750357431727600%	4,296	0.0000594644903529990	
445	SANTA MARIA YOSUYUA	0.04462340602002000%	1,656,887	0.000192405134153818	0.05730273078043000%	25,568	0.04668437241273000%	7,292	0.00019244787671254	
446	SANTA MARIA ZACATEPEC	0.238468985082300%	4,983,336	0.00128119500929520	0.1296342434501989000%	57,931	0.12663424130543900%	19,780	0.001281253753028880	
447	SANTA MARIA ZACATEPEC	0.238468985082300%	4,983,336	0.00128119500929520	0.244542893805148000%	109,113	0.241930020319000%	37,789	0.002381380018174260	
448	SANTA MARIA ZANIZA	0.04776058466208700%	1,767,502	0.000296234609612956	0.05637390752268700%	25,166	0.049174803187074000%	7,681	0.000296187665790875	
449	SANTA MARIA ZOCUITLAN	0.069261524351800200%	2,583,199	0.00059662607269223	0.079087097839385700%	35,288	0.07156026887942800%	11,716	0.000596624093929990	
450	SANTIAGO AMOLTEPEC	0.2128534853344000%	7,877,185	0.002055949218660740	0.22567880861646000%	100,698	0.21721165468728000%	33,928	0.00205594929270763	
451	SANTIAGO APOALA	0.03989508633105500%	1,476,419	0.00014270927955273	0.0535522608549000%	23,895	0.000142673874325923	6,543	0.000142712074251968	
452	SANTIAGO APOSTOL	0.06867389309612800%	3,659,080	0.00057897864128490	0.11153727327707000%	49,167	0.10097448185964000%	15,772	0.00058012635357615	
453	SANTIAGO ASIATA	0.0695503822550100%	2,574,259	0.00057152674964290	0.07251005446343800%	32,998	0.07010248793328200%	11,092	0.00057128772971611818	
454	SANTIAGO ATITLAN	0.0599720943931000%	2,219,420	0.000367954028773900	0.07122051701266000%	31,778	0.06788954443816800%	9,667	0.000368007850634151	
455	SANTIAGO AYUQUILLILLA	0.06258015713623800%	2,315,938	0.000436422007194936	0.07025456487833300%	31,347	0.00043640884149000%	10,008	0.00043648792670763	
456	SANTIAGO CAOALOXTPEC	0.042002461589807200%	1,554,408	0.000275839919795996	0.049055575376632400%	21,888	0.000275866655001753	6,757	0.000275773914476817	
457	SANTIAGO CAMOTLAN	0.06959367161075200%	2,575,713	0.000408993811851981	0.08499038473141500%	37,922	0.00040896305126377	11,295	0.00040902133243804	
458	SANTIAGO COMALTEPEC	0.050440227387899700%	1,866,669	0.00020616829732725	0.05325408546242700%	23,882	0.000206216168514529	7,894	0.00020618698779824	
459	SANTIAGO CHACUMBA	0.094219772354888100%	3,671,876	0.000815471588817457	0.1060488081835000%	47,318	0.000815474635632827	15,780	0.000815444626760891	
460	SANTIAGO CHICUPAM	0.0974580930493000%	3,006,611	0.000627916129293273	0.113973934009153000%	50,827	0.000627947378653870	15,668	0.00062896939198000%	
461	SANTIAGO DEL RIO	0.0313555210277600%	1,160,318	0.000102361454697214	0.039834900641056700%	17,774	0.000102378769388200%	5,071	0.000102446974604663	
462	SANTIAGO HUAJOLITLAN	0.09512533672327900%	3,520,356	0.00073415232369378	0.10123452565657000%	45,170	0.0956717061718542800%	15,107	0.000734159807999333	
463	SANTIAGO HUAJUILLA	0.02860319406269300%	1,058,534	0.000143132332880508	0.03717909103259100%	16,589	0.00014312970400447	4,679	0.000143083273385442	
464	SANTIAGO HUILTAN PLUMAS	0.02730462703899800%	1,010,477	0.000153508819868769	0.03608590661185400%	16,101	0.0001532558689687	4,490	0.000153473790639607	
465	SANTIAGO IXCUIUTEPEC	0.0402080779493700%	1,488,003	0.00024243945872893	0.04967148085374600%	22,163	0.000243471657195864	6,530	0.00024348273552999	
466	SANTIAGO IXTAPALUA	0.195505494824000%	7,295,177	0.001739199146592916	0.20810788366004000%	92,896	0.001739259336323000%	31,117	0.001739259336323000%	
467	SANTIAGO JAMILTEPEC	0.30496902467602000%	11,275,841	0.003188114104376670	0.30117277366131000%	136,381	0.30781467718222000%	48,080	0.0031881020438720	
468	SANTIAGO JOCOTEPEC	0.2184182683025900%	8,083,050	0.0001906803696514300	0.223484751451343000%	104,787	0.222280343087965000%	34,815	0.0001906803696500000	
469	SANTIAGO JUCHITAN	0.56763507102185000%	21,003,078	0.004985850650934930	0.68254546656268000%	259,918	0.574117907462123000%	89,676	0.00498585068108813060	
470	SANTIAGO LACHIGUIRI	0.0883542545024200%	3,289,774	0.000714671365841619	0.098587878718959200%	43,985	0.0905802217939700%	14,150	0.000714673844596860	
471	SANTIAGO LA OLA	0.0306786300286900%	1,131,605	0.000078249111951181	0.03410927829931300%	19,294	0.000078249199288870	5,053	0.0000782493593993000	
472	SANTIAGO LARAGUA	0.1320869953493000%	4,888,229	0.0005235363888826	0.1748871569169800%	79,194	0.00052347812383935	21,868	0.0005233396399340000	
473	SANTIAGO LAXAPPA	0.06016340419088200%	1,486,349	0.000205038113854783	0.0504400508135029700%	22,515	0.000205031018120767	6,928	0.0002050612633584515	
474	SANTIAGO LLANO GRANDE	0.06019748086344800%	2,227,611	0.000422176396295015	0.068993413502919700%	31,052	0.000422187036428865	9,670	0.000422191674086829	
475	SANTIAGO MATILAN	0.21703763263283400%	8,032,030	0.0018563191749990700	0.23482958930007800%	104,719	0.001856310778290380	34,606	0.001856310414470000	


"2020, Año de la pluriculturalidad de los pueblos indígenas y afroamericano"



**COMISIÓN PERMANENTE DE HACIENDA**  
**ASUNTO: DICTAMEN.**  
**EXPEDIENTE: 1300**

Clave	Municipio	Fondo General de Participaciones			Fondo de Impuestos Especiales de Producción y Servicios			Fondo del Impuesto Sobre Automóviles Nuevos		
		Porcentaje	Monto estimado a distribuir a cada municipio	Coefficiente de crecimiento (AFGP. %)	Porcentaje	Monto estimado a distribuir a cada municipio	Coefficiente de crecimiento (AFIEPS. %)	Porcentaje	Monto estimado a distribuir a cada municipio	Coefficiente de crecimiento (AFISAN. %)
476	SANTIAGO MILTEPEC	0.0240362923630100%	891,276	0.000103375969012449	0.032804283697584500%	14,637	0.0254356826530471400%	0.024356826530471400%	3,973	0.0001033688271813947
477	SANTIAGO MINAS	0.045920203197049100%	1,699,394	0.000222875567174381	0.057599603002838900%	25,696	0.000222875567174381	0.047670302870597000%	7,446	0.00022288271813947
478	SANTIAGO NAZCAL TEPEC	0.045403173498243000%	1,600,260	0.000225319201873906	0.056699958037638900%	25,299	0.000225269740279920	0.047145328721636000%	7,364	0.000225299719562783
479	SANTIAGO NEAPILLA	0.0192592498875900%	712,700	0.000030422032092948	0.02769937519292700%	12,357	0.000030359803163279	0.020494201980332600%	3,193	0.0000300435341945075
480	SANTIAGO NUNDICHE	0.043803607801028300%	1,621,064	0.000282419214142625	0.053596047619445800%	23,809	0.000282430545374894	0.045429553815471000%	7,096	0.000282430545374894
481	SANTIAGO NUYO	0.059989358265128300%	2,162,837	0.00050913762838847	0.06591252971318300%	29,365	0.00050913762838847	0.060594999973183000%	9,457	0.000509121672947002
482	SANTIAGO PINOITAPA NACIONAL	1.30127347307140000%	48,156,937	0.01343840056904400	1.174948419998127000%	526,276	0.013438420319363500	1.293833181436840000%	202,094	0.013438317949875200
483	SANTIAGO SICHILQUITONGO	0.14965037413800700%	5,348,193	0.001310112817658850	0.148023338882210800%	66,047	0.001310138179596860	0.150957822078394000%	23,820	0.001310204542808440
484	SANTIAGO TAMAZOLA	0.1000405487992700%	3,702,255	0.000815033981958897	0.103493649449110800%	46,178	0.000815018802948403	0.1011857522933000%	15,805	0.0008150733640260177
485	SANTIAGO TAPEXTLA	0.06789730333221700%	2,514,933	0.000493796617047447	0.079699960708213500%	35,548	0.0004937518871724089	0.0701741797058661400%	10,956	0.0004939332077685162
486	VILLA TEJUPAM DE LA UNIÓN	0.0678503528688800%	2,510,975	0.000739607610119720	0.070189563685496800%	31,318	0.00073953345707276	0.069117455371353000%	10,796	0.00073972323090340
487	SANTIAGO TENANGO	0.0780081193052200%	2,896,989	0.00060510219924285	0.057892163802914700%	25,831	0.00060515924716685	0.07780515924716685	12,153	0.000605180837970295
488	SANTIAGO TEPELAPA	0.02318305613205940%	857,948	0.000091297297371115	0.03127603880511400%	13,966	0.00009134745743653	0.024379430165979000%	3,908	0.0000913083320529495
489	SANTIAGO TEPEPEC	0.0960824878507900%	3,585,777	0.000651130062818603	0.109479861400963000%	48,849	0.00065110389249875	0.098477648992419000%	15,382	0.000651203076932444
490	SANTIAGO TEXCALCINGO	0.0643052377938900%	2,379,779	0.00052773899878227	0.073253279806838300%	32,695	0.000527759688893558	0.06621088932765000%	10,342	0.0005277994078528133
491	SANTIAGO TEXTILAN	0.0615559006864100%	3,018,184	0.00077265579747693	0.08748379308082700%	39,339	0.00077268913716988	0.083483846540752000%	13,040	0.0007725742970846569
492	SANTIAGO TILANTONGO	0.0305537283704700%	3,351,171	0.00056004353828247	0.109051794223420200%	48,658	0.0005600291375837	0.09372076364969800%	14,847	0.000560084665717831
493	SANTIAGO TILLO	0.0294782488567900%	1,090,918	0.000286812815725689	0.0342520972527900%	15,283	0.000286806939290322	0.030589020846165600%	4,778	0.000286728370718924
494	SANTIAGO TLACOYALTEPEC	0.0894545649493300%	3,087,787	0.000587630753510337	0.109464785703632000%	46,593	0.00058763465305783	0.092717947613528000%	14,398	0.00058792170772865
495	SANTIAGO XANICA	0.0653603468493900%	2,418,826	0.00039076155287971	0.079705966017284400%	35,564	0.000390739862821729	0.067721789219879000%	10,578	0.0003909346393799590
496	SANTIAGO XIACUI	0.04075887795250700%	1,508,386	0.000261802120812851	0.04733616490216500%	21,121	0.00026182707606822	0.047190937292426400%	6,546	0.000261653088689051
497	SANTIAGO YAUTEPEC	0.0839220487833100%	3,105,749	0.000635973836698983	0.09565164561593900%	43,085	0.000635876763860683	0.086403221349792000%	13,496	0.0006359874848389157
498	SANTIAGO YAHO	0.12567697162168800%	4,650,994	0.000867569928799924	0.14751508884665000%	66,820	0.00086762125348440	0.128686031446651000%	20,284	0.0008675928980897457
499	SANTIAGO YOLOMECANIL	0.0859023985782800%	2,438,866	0.00071933822108608	0.06413387810458200%	28,618	0.00071938628913828	0.06666484386328200%	10,416	0.000719313371834882
500	SANTIAGO YUSUNDUA	0.1468959476799300%	5,425,245	0.001368135941751880	0.160661903970393000%	71,686	0.001368119616479580	0.150315740520949000%	23,479	0.001368109337799590
501	SANTIAGO YUCUYACHI	0.0305959636298900%	1,223,456	0.000171025503642617	0.042695959806266800%	19,046	0.000171026378567298	0.034571931956718000%	5,400	0.00017110921908172
502	SANTIAGO ZACATEPEC	0.18245798107565100%	6,752,332	0.003228943456157290	0.169169459808521000%	75,482	0.003228962191383190	0.18648219802203000%	29,125	0.00322888810037430
503	SANTIAGO ZOOCHILA	0.04276992670464600%	1,582,810	0.00012352415332657	0.04141908384503000%	21,168	0.000123529137194927	0.043105676841656300%	6,733	0.00012359190446688
504	NUÉVO ZOOQUIRAPAM	0.05476891721183800%	2,036,863	0.000374136628892737	0.05944979024108000%	26,526	0.000374411663013780	0.056672970271497600%	8,696	0.000374503198808442
505	SANTO DOMINGO INGENIO	0.27965159310383300%	10,349,326	0.000966579877488290	0.24074408386719000%	107,418	0.00096650029027020	0.236343181354318000%	44,570	0.0009661093959263990
506	SANTO DOMINGO ALBARRADAS	0.0287356873371900%	1,063,436	0.00010282224768319	0.03864428286531200%	17,243	0.00010281959395927	0.02801860860669800%	4,715	0.0001029039958166980
507	SANTO DOMINGO ARMENTA	0.06619228858861200%	2,449,614	0.00036655999727549	0.07599406189799900%	33,884	0.0003665916940662	0.068112520910897800%	10,639	0.00036653132010707
508	SANTO DOMINGO CHIHIUITAN	0.0830830818388900%	3,147,903	0.000421202894226056	0.04073861198957100%	18,204	0.00042119759509410	0.038924988419108000%	6,080	0.000421241343810855
509	SANTO DOMINGO DE MORELOS	0.166892374971000%	6,176,275	0.001499708311468200	0.170686814625859000%	76,151	0.00149967105183020	0.16895251093953000%	26,390	0.0014998880070295100
510	SANTO DOMINGO XICATLÁN	0.0328288668289200%	1,207,515	0.00008138024059777	0.04463104871468800%	19,914	0.00008615170846271	0.03427063168803800%	5,353	0.000086109750196903
511	SANTO DOMINGO XITLA	0.0709545844969800%	2,625,855	0.00033806785607946	0.0709545844969800%	36,165	0.00033773604267271	0.072953128158833000%	11,392	0.00033792319198993
512	SANTO DOMINGO XOZILTEPEC	0.0338871746395700%	1,246,454	0.0001096503057891238	0.04548269784673600%	20,294	0.00010967199430406	0.0353978822247800%	5,520	0.00010967669781801
513	SANTO DOMINGO PEIAPA	0.13872672237193700%	5,079,923	0.001157652890657480	0.14109369410533000%	67,101	0.00115766198380630	0.14109369410533000%	21,957	0.00115766198380630
514	SANTO DOMINGO RUAYACA	0.0395047008300500%	1,481,972	0.000157105432531038	0.05285366813195700%	28,848	0.0001570700880872	0.041480229400939800%	6,476	0.00015718747880280
515	SANTO DOMINGO TEHUANTEPEC	1.6455656948903200%	60,898,347	0.024082397138288300	1.5214322464788000%	678,846	0.024082397138288300	1.66516894747565000%	280,096	0.0240823848005003000
516	SANTO DOMINGO TEOMILILCO	0.0952066686869700%	3,523,365	0.00075056036549338	0.10389719206831400%	46,350	0.000750564860910750	0.09713980268291100%	15,173	0.000750491048291180


"2020, Año de la pluriculturalidad de los pueblos indígenas y afroamericano"



**COMISIÓN PERMANENTE  
DE HACIENDA  
  
ASUNTO: DICTAMEN.  
EXPEDIENTE: 1300**

Clave	Municipio	Fondo General de Participaciones			Fondo de Impuestos Especiales de Producción y Servicios			Fondo del Impuesto Sobre Automóviles Nuevos		
		Porcentaje	Monto estimado a distribuir a cada municipio	Coefficiente de distribución del crecimiento (AFGP %)	Porcentaje	Monto estimado a distribuir a cada municipio	Coefficiente de distribución del crecimiento (AFIPEPS %)	Porcentaje	Monto estimado a distribuir a cada municipio	Coefficiente de distribución del crecimiento (AFISAN %)
517	SANTO DOMINGO TEPUXTIPEC	0.088491548776135700%	3,274,855	0.000657210339230331	0.096729734857207700%	43,160	0.000657211476042923	0.090481381693528800%	14,133	0.0006571436267824
518	SANTO DOMINGO TLAYAPAM	0.021078465108410100%	780,063	0.0009945913363732	0.027369400502739100%	12,212	0.000994591467667075	0.022070542012478000%	3,438	0.000994761621317773
519	SANTO DOMINGO TOMALTEPEC	0.068946426468717000%	2,551,538	0.000704823815825510	0.0737799553740800%	32,920	0.000704798823286659	0.071660915285325000%	11,029	0.000704838023060505
520	SANTO DOMINGO TONALA	0.14746445198299000%	5,456,631	0.001163152528862700	0.1575735489178000%	70,308	0.001163088363954710	0.150091665977870000%	23,444	0.001163038927220480
521	SANTO DOMINGO TONALTEPEC	0.025103798575044000%	929,030	0.00055007981665823	0.03267923678260200%	15,746	0.000550063310603665	0.026479232624668100%	4,136	0.000551176660399556
522	SANTO DOMINGO XAGACIA	0.033369924904079000%	1,234,902	0.001322510719349422	0.04344073584610500%	19,969	0.001322510719349422	0.034849024169498800%	5,442	0.001321220333330265
523	SANTO DOMINGO YANHUILLAN	0.071175611868807500%	2,634,183	0.000615094941600198	0.07160824270876800%	31,951	0.000615001869844397	0.071214586524854400%	11,269	0.000615202232127287
524	SANTO DOMINGO YODOHUIN	0.02412624216892300%	892,853	0.00027345943388081	0.0313161336305600%	13,973	0.0002734719324112223	0.0250698960710849700%	3,919	0.0002734990271846808
525	SANTO DOMINGO ZANATEPEC	0.28773645769479000%	10,848,420	0.002897312193005190	0.22823426138671869300%	100,944	0.002897245345823240	0.228976705707679000%	45,261	0.0028971390776456760
526	SANTOS REYES NOPALA	0.2492660327699000%	9,224,798	0.002601453767698620	0.252668289925678900%	112,745	0.002601496279721750	0.253018798974736000%	39,521	0.002601479603123110
527	SANTOS REYES PAPAN	0.0655951087043000%	2,427,514	0.000429634105274930	0.0762256925929135200%	34,011	0.00042966260416954	0.067587344975488800%	10,557	0.0004296206846949398
528	SANTOS REYES TEPEJILLO	0.0420656436522300%	1,589,919	0.00024265592749308	0.050700746671933200%	22,822	0.000242573402748917	0.04450764636895900%	6,952	0.000242550971782404
529	SANTOS REYES YUCUÑA	0.0420656436522300%	1,586,859	0.000194481565302918	0.05457144478680900%	24,352	0.0001944582929591817	0.04459442539083900%	6,864	0.0001944892742654660
530	SANTO TOMÁS JALTEPA	0.069499282195053000%	3,312,148	0.000802383402838088	0.093114159687405800%	41,559	0.000802437961691649	0.091076191671652300%	14,217	0.000802453651067609
531	SANTO TOMÁS MAZATEPEC	0.0552489768872800%	2,044,629	0.000460216839868802	0.063335394219653800%	28,768	0.000460203014439443	0.05969339393510700%	8,896	0.000460247949254885
532	SANTO TOMÁS OCOATEPEC	0.07640090627807300%	2,827,410	0.000588435661961551	0.08682591885244400%	38,741	0.000588381587192212	0.0785179035517200%	12,264	0.0005888478514873875
533	SANTO TOMÁS TAMAZULAPAN	0.06022871632764800%	2,228,954	0.000394952812437446	0.068618498110359700%	30,617	0.00039492857565347	0.061170184542834800%	9,639	0.000395102730427637
534	SAN VICENTE COATLAN	0.084406193658831900%	3,123,664	0.00077827595859007	0.08902676688192800%	39,723	0.00077818795162887	0.08598708258914800%	13,431	0.000778328283364713
535	SAN VICENTE LACHTAO	0.07718423706832700%	2,955,401	0.000555959510812782	0.09410735811037200%	37,528	0.0005558017655002828	0.078470975900682300%	12,251	0.0005558007775842220
536	SAN VICENTE NUÑO	0.02726411596859300%	1,008,978	0.000128339429759647	0.03709616709425800%	16,952	0.000128360904183878	0.028899239861642200%	4,514	0.0001282369724622990
537	SILACAYAPAM	0.1636853486286400%	6,057,593	0.001183732821318880	0.17761650767696900%	79,251	0.00118372821283890	0.16657716487172000%	26,019	0.001183637958661280
538	SITIO DE XITLAPAHUA	0.032949463901750000%	1,219,379	0.000120004305317707	0.04448565653037800%	19,949	0.000120024651428447	0.034609944770057100%	5,406	0.000119888563105830
539	SOLEDAD EULA	0.07927845439818400%	2,933,938	0.000704530811664646	0.0818013369662800%	36,903	0.000704526326388655	0.080314790444071800%	12,545	0.00070446869273031
540	VILLA DE TAMAZULAPAN DEL PROGRESO	0.1806377453285600%	7,055,035	0.002514880637458890	0.1769172568281200%	78,939	0.002514889135622420	0.1927875077338300%	30,113	0.002514813104718880
541	TANEZE DE ZARAGOZA	0.0424997386007100%	1,572,811	0.00020969412827391	0.05116428370049800%	22,838	0.00020969176029915	0.04579700286079600%	6,841	0.0002095624154676873
542	TANTICHE	0.0346276682129800%	1,281,785	0.00013122746794766	0.04519519899809900%	20,932	0.000131787032049225	0.03625529596077600%	5,663	0.000131200262959081
543	TAYALTEPEC DE VALDES	0.0963645354024100%	3,640,230	0.000893460213273415	0.10922212467842300%	48,734	0.000893416366030713	0.1010897202892000%	15,790	0.000895942371074834
544	TECOCUILCO DE MARCOS PEREZ	0.04571910970441400%	1,691,952	0.000413184271513712	0.05054577891214700%	22,554	0.00041316160346296	0.0468956283006100%	7,325	0.000413289704391152
545	TEOTILAN DE FLORES MAGON	0.2821909671485200%	10,443,195	0.002263044158962710	0.32495901705016500%	144,984	0.002263029256598340	0.29064414566769000%	45,398	0.002263978163647830
546	TEOTILAN DEL VALLE	0.10998935214885300%	4,070,789	0.00107017407606400	0.1192333017407606400	53,201	0.0010701908055668780	0.11322176706252834700	17,685	0.001070062823234700
547	TEOTONGO	0.04356016680874800%	1,612,795	0.000322679785408823	0.05037297133833800%	22,476	0.000322679785408823	0.04482135069839800%	7,001	0.000322679785408823
548	TEPELME VILLA DE MORELOS	0.06956312819213100%	2,476,141	0.000373873312889325	0.072565233065917200%	32,378	0.000373869365624551	0.06837178927909500%	10,571	0.000373768072472959
549	HEROICA VILLA TEZOQUITLAN DE SEGURAY LUNA, CUINA DE LA INDEPENDENCIA DE OAXACA	0.22424194668215400%	8,298,644	0.001390411756807250	0.245200180568115200%	109,407	0.00139045490812140	0.222757617208071000%	35,547	0.001390375601840370
550	SAN JERONIMO TLACOCALTEPEC	0.1465043289910700%	5,432,658	0.0013846735767958240	0.13673720826829500%	61,011	0.001384714468888440	0.144680737028077000%	22,931	0.0013846257946220
551	TACOCUILCO DE MARCOS PEREZ	0.08944728224724800%	25,514,546	0.00094976286295900	0.08602663994977000%	293,795	0.0009497404901910480	0.08684176700703000%	107,277	0.000949668202213870
552	TACOCUILCO PLUMAS	0.0232874672724800%	861,812	0.00010376274276856	0.03006631587173800%	13,144	0.000103748292167580	0.024339853857174300%	3,811	0.00010373994473821
553	TALIXIAC DE CABRERA	0.3867637231839000%	14,313,176	0.00577405251776850	0.32576808842613900%	145,355	0.0057740527180810	0.387309999422015200%	60,497	0.0057739993072818730
554	TOTONTEPEC VILLA DE MORELOS	0.11290540768625000%	4,178,352	0.000739778612548575	0.1213364084314800%	54,150	0.00073980734185990	0.114700069406912000%	17,916	0.000739728230304840
555	TRINIDAD ZAACHILA	0.05913145501168200%	2,188,310	0.00044466438715978559	0.0676480161036816200%	30,184	0.0004448623500744241	0.060794678163537900%	9,496	0.0004447357454595198

“2020, Año de la pluriculturalidad de los pueblos indígenas y afromexicano”




**COMISIÓN PERMANENTE  
DE HACIENDA  
ASUNTO: DICTAMEN.  
EXPEDIENTE: 1300**

Clave	Municipio	Fondo General de Participaciones			Fondo de Impuestos Especiales de Producción y Servicios			Fondo del Impuesto Sobre Automóviles Nuevos		
		Porcentaje	Monto estimado a distribuir a cada municipio	Coefficiente de crecimiento (AFGP cu)	Porcentaje	Monto estimado a distribuir a cada municipio	Coefficiente de crecimiento (AFIEPS cu)	Porcentaje	Monto estimado a distribuir a cada municipio	Coefficiente de crecimiento (AFIAN cu)
556	LA TRINIDAD VISTA HERMOSA	0.022821568815833400%	848.271	0.000073661646764307	0.03251283474820700%	14.507	0.000073661646764307	0.02436652789376500%	3.806	0.000073674802713845
557	UNION HIDALGO	0.338223432608343000%	12,516.819	0.00356075659804010	0.342252520345233000%	152.710	0.003560738775434960	0.344818020665106100%	53.860	0.0035607458693838790
558	VALERIO TRUJANO	0.033354444371716300%	1,234.386	0.000173597668892286	0.04112982564071600%	18.350	0.000173578849878631	0.034590738836344400%	5.403	0.0001737041954646228
559	SAN JUAN BAUTISTA VALLE NACIONAL	0.36656822600340500%	13,584.628	0.00390655513718470	0.38017520049908000%	169.631	0.003906529194083150	0.373935933031918000%	58.408	0.0039066673357493560
560	VILLA DIAZ ORDAZ	0.1582880180925400%	5,857.851	0.001924928153899040	0.15944493800641200%	71.143	0.001924868570299750	0.161653922575548000%	25.250	0.00192503520273850
561	YAXE	0.11457701302874800%	4,240.214	0.00048220765272675	0.1465034015816400%	65.394	0.000482173879431186	0.11924617167087200%	18.926	0.0004823238972928875
562	MAGALENA YODUCONO DE PORFIRIO DIAZ	0.0441458620561200%	1,634.793	0.000328274008139417	0.04940477491400100%	22.044	0.000328274008139417	0.045256899616533200%	7.069	0.0003282116848213845
563	YOCANA	0.03821882776898100%	1,414.385	0.000168123889109355	0.04665131074801300%	22.154	0.000168123889109355	0.039955727952261600%	6.241	0.00016813871863422
564	YUTANDUCHI DE GUERRERO	0.048863413007670200%	1,808.315	0.000142266827668443	0.0567407192248688200%	25.317	0.000142308212866504	0.049667765797895400%	7.758	0.0001423340908617294
565	VILLA DE ZACHILA	0.8802380902577200%	32,575.451	0.011819104752026200	0.7390859939346500%	329.774	0.011819140215325400	0.874525313653827000%	136.599	0.01181912052478400
566	SAN MATEO YUCUITINDOO	0.06810351725160100%	2,520.344	0.000383086243808759	0.07961095801482900%	35.611	0.000383162838446335	0.06991132079244800%	10.920	0.000383038941564139
567	ZAPOTITLAN LAGUNAS	0.0702125247448200%	2,617.442	0.0005525919394937	0.0818512019448000%	36.524	0.00055259842184790	0.0729843482423700%	11.400	0.0005525254830174872
568	ZAPOTITLAN PALMAS	0.0389822218163200%	1,400.934	0.00025792765164345	0.04581266886453400%	20.352	0.00025790865676516	0.0400890772987600%	6.262	0.000257958100818276
569	SANTA INES DE ZARAGOZA	0.0466589782389000%	1,726.658	0.00023567749075085	0.0587158222680687300%	25.882	0.000235662597629761	0.04833489276851000%	7.582	0.0002356688836136849
570	ZIMATLAN DE ALVAREZ	0.47800483859706300%	15,469.333	0.004722356084888000	0.3895595060551600%	173.818	0.004722356892068990	0.421848951949918600%	85.892	0.0047224889076887720

Clave	Municipio	Fondo de Compensación del Impuesto Sobre Automóviles Nuevos			Fondo de Fiscalización y Recaudación			Fondo de Fomento Municipal		
		Porcentaje	Monto estimado a distribuir a cada municipio	Coefficiente de distribución del Garantizado 2013	Porcentaje	Monto estimado a distribuir a cada municipio	Coefficiente de crecimiento (AFOFIR cu)	Porcentaje	Monto estimado a distribuir a cada municipio	Coefficiente de crecimiento (AFFM cu)
1	ABEONCES	100%	6,987.646	1.000000000000000000	100%	179,916.811	1.000000000000000000	100%	1,365.134.683	1.000000000000000000
2	ACATLAN DE PEREZ FIGUEROA	0.0602027093265400%	4,192	0.00050012381836377	0.04587380505453800%	78.938	0.000111688748014617	0.046871326680230700%	637.659	0.000000000000000000
3	ASUNCION CAZALOTEPEC	0.07102829276979100%	4,949	0.000787087818803810	0.74932185884688800%	1,348.150	0.000516914882388550	0.744243470897883800%	10,159.806	0.0317000888166218800
						100,709	0.000257486931668990	0.04356984084803800%	394,787	0.000000000000000000

“2020, Año de la pluriculturalidad de los pueblos indígenas y afroamericanos”




COMISIÓN PERMANENTE DE HACIENDA  
 ASUNTO: DICTAMEN.  
 EXPEDIENTE: 1300

Clave	Municipio	Fondo de Compensación del Impuesto Sobre Automóviles Nuevos				Fondo de Fiscalización y Recaudación				Fondo de Fomento Municipal			
		Porcentaje	Monto estimado a distribuir a cada municipio	Coefficiente de distribución del Garantizado 2013	Porcentaje	Monto estimado a distribuir a cada municipio	Coefficiente de distribución del crecimiento (ΔFOFIR col)	Porcentaje	Monto estimado a distribuir a cada municipio	Coefficiente de distribución del crecimiento (ΔFOFIR col)	Porcentaje	Monto estimado a distribuir a cada municipio	Coefficiente de distribución del crecimiento (ΔFOFIR col)
4	ASUNCIÓN CUYOTEPÉ	0.0435871420488300%	3.037	0.000435871420488300%	0.030426411935853060%	54.742	0.00017655571987649	0.0329293338101862100%	449.585	0.000000000000000000	0.000000000000000000	0.000000000000000000	
5	ASUNCIÓN XITLATEPEC	0.401754134409239000%	27.951	0.00401754134409239000%	0.564863601286428100%	1,016.279	0.008178038775151680	0.349950363843534300%	4,777.294	0.005102888831509820	0.000000000000000000	0.000000000000000000	
6	ASUNCIÓN NOCHIXTLÁN	0.39966152126587000%	27.847	0.0039966152126587000%	0.468008356683704000%	827.764	0.005844509359378600	0.468945094250338000%	6,408.557	0.004880399295988070	0.000000000000000000	0.000000000000000000	
7	ASUNCIÓN OCOTLÁN	0.101913903200346000%	7.101	0.00101913903200346000%	0.080484776865247000%	144.205	0.000382242101633359	0.06673239564744100%	1,184.014	0.000753631463903058	0.000000000000000000	0.000000000000000000	
8	ASUNCIÓN TLACOLULIA	0.04324272501788800%	74.503	0.0004324272501788800%	0.04140987645417000%	74.503	0.000312276446292438	0.047403308811868800%	647.119	0.000159780130595050	0.000000000000000000	0.000000000000000000	
9	AYOZINTLATEPEC	0.1365023429492400%	9.511	0.001365023429492400%	0.11551389947211000%	207.828	0.000894933240751947	0.14681855802422400%	2,004.271	0.000000000000000000	0.000000000000000000	0.000000000000000000	
10	EL BARRIO DE LA SOLEDAD	0.24754419305884100%	17.248	0.0024754419305884100%	0.38936570220316000%	698.731	0.00652695491978690	0.29392411670095000%	4,072.450	0.00688011633722990	0.000000000000000000	0.000000000000000000	
11	CALIHUALA	0.049758555471962800%	3.467	0.00049758555471962800%	0.038484067991036100%	69.239	0.00015242742709669	0.03478653165219100%	474.883	0.000000000000000000	0.000000000000000000	0.000000000000000000	
12	CANDILARIA LOXCHA	0.1777473466382800%	12.343	0.0017773466382800%	0.173291173837951600%	311.487	0.001632077352561140	0.1345385953271000%	1,836.633	0.0031023018415876350	0.000000000000000000	0.000000000000000000	
13	CIENEGUA DE ZIMATLÁN	0.13998989041636200%	9.754	0.00139989041636200%	0.11701231607276000%	120.524	0.000841173665301654	0.16210181071382000%	2,212.908	0.00075920860617917	0.000000000000000000	0.000000000000000000	
14	CIUDAD XITLATEPEC	0.955062665355000%	66.855	0.00955062665355000%	0.83847901674520800%	1,508.558	0.01019360917895700	0.67930748949769000%	9,273.462	0.0091857703016017550	0.000000000000000000	0.000000000000000000	
15	CORTÉZAS ALTA	0.118502872377200%	8.257	0.00118502872377200%	0.10056655692704800%	180.935	0.000540347496510082	0.114234355943000%	1,580.272	0.0025913810912416300	0.000000000000000000	0.000000000000000000	
16	CUICUTAN DE LAS FLORES	0.16319719439095000%	11.371	0.0016319719439095000%	0.153139233394953000%	275.922	0.001321719732333000	0.06556284894407800%	892.286	0.000000000000000000	0.000000000000000000	0.000000000000000000	
17	LA COMPAÑIA	0.0900447583044000%	6.274	0.000900447583044000%	0.07511504399215600%	135.144	0.00044278803148848	0.04367166202518700%	596.177	0.000000000000000000	0.000000000000000000	0.000000000000000000	
18	CONCEPCIÓN BUENAVISTA	0.05095994851068700%	3.488	0.0005095994851068700%	0.03598845903161000%	64.749	0.000136918283429125	0.04203460766767300%	573.829	0.0001283252505654222	0.000000000000000000	0.000000000000000000	
19	CONCEPCIÓN PAPALO	0.0796661368170800%	5.572	0.000796661368170800%	0.0661197407244100%	118.060	0.00038309843581413	0.04186715168040500%	571.543	0.000000000000000000	0.000000000000000000	0.000000000000000000	
20	CONSTANCIA DEL ROSARIO	0.09394851575410200%	6.546	0.0009394851575410200%	0.08839624617855600%	159.039	0.00073251440214824	0.1668807279804800%	2,278.277	0.001563559527840300	0.000000000000000000	0.000000000000000000	
21	COSOLAPA	0.28646690718788000%	19.960	0.0028646690718788000%	0.26823793909366800%	482.003	0.00213270207741640	0.29755364874274000%	4,062.008	0.0007230247432053800	0.000000000000000000	0.000000000000000000	
22	COSOLTEPEC	0.0460270281260200%	3.207	0.000460270281260200%	0.03958679591889100%	71.187	0.00031914297591086	0.0425504362258400%	590.920	0.0002191876769326873	0.000000000000000000	0.000000000000000000	
23	CUILAPAN DE GUERRERO	0.2374242959418883200%	16.543	0.002374242959418883200%	0.307174444091153200%	352.659	0.004150289910082620	0.36378066628122400%	4,966.096	0.00505978832474760	0.000000000000000000	0.000000000000000000	
24	CUYAMECALCO VILLA DE ZARAGOZA	0.1274174950988100%	8.878	0.001274174950988100%	0.11655216166332200%	209.696	0.000468414669438207	0.1854876339239000%	2,532.156	0.00085828134396376	0.000000000000000000	0.000000000000000000	
25	CHAHUITES	0.17858255140975000%	12.443	0.0017858255140975000%	0.22609160671086700%	406.775	0.003198758171769240	0.25674902967043000%	3,504.970	0.00337180121203040	0.000000000000000000	0.000000000000000000	
26	CHALCATONGO DE HIDALGO	0.18788267945874000%	13.091	0.0018788267945874000%	0.18330479576515800%	333.393	0.0017636864258040	0.13667941369203000%	1,865.039	0.00288220745434780	0.000000000000000000	0.000000000000000000	
27	CHICHIQUILITÁN DE BENITO JUÁREZ	0.07760153142108500%	5.407	0.0007760153142108500%	0.06407820468324800%	115.179	0.00030005670871908	0.11028919276681800%	1,505.596	0.000648688171992859	0.000000000000000000	0.000000000000000000	
28	HEROICA CIUDAD DE EUTELIA DE CRESPO	0.382123311827162000%	26.625	0.00382123311827162000%	0.3835509093139000%	690.140	0.003547512195051870	0.311274727316870500%	4,249.313	0.0062133095715975960	0.000000000000000000	0.000000000000000000	
29	ELOXICHILITÁN DE FLORES MAGÓN	0.113575517403200%	7.759	0.00113575517403200%	0.09704417427286200%	174.398	0.00057226887665202	0.1731074516165000%	2,363.068	0.0014165821597145300	0.000000000000000000	0.000000000000000000	
30	EL ESPINAL	0.32032339186003400%	22.319	0.0032032339186003400%	0.38733906789429700%	696.085	0.002243087486041560	0.15390501266424000%	2,101.016	0.002823030664674390	0.000000000000000000	0.000000000000000000	
31	TAMAZULAPAN DEL ESPÍRITU SANTO	0.1760094583142800%	12.403	0.001760094583142800%	0.174788989785500%	314.475	0.00097220867548777	0.08320812618383200%	1,135.903	0.000000000000000000	0.000000000000000000	0.000000000000000000	
32	FRESNILLO DE TRUJANO	0.0524275723000400%	3.646	0.000524275723000400%	0.039806357642800%	71.618	0.00014540232728221	0.0563566481721900%	769.343	0.000648688171992859	0.000000000000000000	0.000000000000000000	
33	GUADALUPE ETLA	0.0639240280731500%	4.454	0.000639240280731500%	0.05740567369334655	103.282	0.000686843262567575	0.056559326630887800%	772.111	0.0006626626939095920	0.000000000000000000	0.000000000000000000	
34	GUADALUPE DE RAMÍREZ	0.0513372809128700%	3.577	0.000513372809128700%	0.04255318880764800%	76.560	0.00022091830493271	0.05723413383193800%	781.323	0.00029589163868649	0.000000000000000000	0.000000000000000000	
35	GUILATLÁN DE JUÁREZ	0.0282028153789500%	1.972	0.000282028153789500%	0.01958208139246807	35.897	0.000188154822513809	0.0472171612845800%	644.584	0.0001336653842819338	0.000000000000000000	0.000000000000000000	
36	GUENEA DE FERNÁNDEZ	0.0087471884828400%	15.72	0.000087471884828400%	0.10162408725868300%	182.872	0.000769180769126	0.0055576846713500%	813.042	0.00012700104888726	0.000000000000000000	0.000000000000000000	
37	MESONES DE HIDALGO	0.1022727043982100%	7.126	0.001022727043982100%	0.08721680685775900%	156.917	0.000584146816877690	0.0491102880384600%	670.418	0.000000000000000000	0.000000000000000000	0.000000000000000000	
38	VILLA HIDALGO	0.0605252925698800%	4.277	0.000605252925698800%	0.04958969249748200%	89.227	0.0002763363363781823	0.05945656954623300%	811.789	0.000000000000000000	0.000000000000000000	0.000000000000000000	
39	HEROICA CIUDAD DE HUALTAPAMAN DE LEÓN	2.10223078645600000%	146.476	0.0210223078645600000%	2.44542966307356000%	4,362.104	0.03333365363761	2.2652256634753000%	30,923.381	0.015871220757012000	0.000000000000000000	0.000000000000000000	
40	HUALTAPAMAN	0.123984569384800%	8.591	0.00123984569384800%	0.1066884924327200%	195.848	0.000793742279416027	0.05714322304802900%	780.822	0.000000000000000000	0.000000000000000000	0.000000000000000000	
41	HUALTAPAMAN DE JUÁREZ	0.042954438285400%	44.719	0.00042954438285400%	0.565641155057819500%	1,017.679	0.003915789401164590	0.588866281816300%	8,059.232	0.000000000000000000	0.000000000000000000	0.000000000000000000	
42	HEROICA CIUDAD DE JUCHITÁN DE ZARAGOZA	0.187428722452100%	13.756	0.00187428722452100%	0.20492673702520700%	365.956	0.00233845774867060	0.17259854565630700%	1,719.844	0.00228593861727450	0.000000000000000000	0.000000000000000000	
43	ZARAGOZA	2.11209065544336000%	147.163	0.0211209065544336000%	2.068920544772157000%	3,718.721	0.016722177051196920	2.08106495656949000%	28,409.339	0.02411684621799800	0.000000000000000000	0.000000000000000000	




"2020, Año de la pluriculturalidad de los pueblos indígenas y afromexicano"



COMISIÓN PERMANENTE DE HACIENDA  
 ASUNTO: DICTAMEN.  
 EXPEDIENTE: 1300

Clave	Municipio	Fondo de Compensación del Impuesto Sobre Automóviles Nuevos			Fondo de Fiscalización y Recaudación			Fondo de Fomento Municipal		
		Porcentaje	Monto estimado a distribuir a cada municipio	Coefficiente de distribución del Garantizado 2013	Porcentaje	Monto estimado a distribuir a cada municipio	Coefficiente de distribución del crecimiento (AFOFR - cu)	Porcentaje	Monto estimado a distribuir a cada municipio	Coefficiente de distribución del crecimiento (AFOFR - cu)
44	LOMA BONITA	1.0586502241936000%	73,763	0.010586502241936000%	1.076807444335190000%	1,937,349	0.00999438716217880	1.480623522921570000%	20,212,505	0.01958609800083900
45	MAGDALENA APASCO	0.108351973410245000%	7,550	0.00108351973410245000%	0.135749452536393000%	244,325	0.0011842669282925750	0.223838655733682000%	3,056,353	0.0092294333639857950
46	MAGDALENA JALTEPEC	0.121762787604007000%	8,484	0.00121762787604007000%	0.103738960730960000%	186,643	0.0090906778063623601	0.1110373140629774000%	1,506,742	0.0090939016763228745
47	SANTA MAGDALENA JICOTILAN	0.027658393906164600%	1,927	0.00027658393906164600%	0.019996955274815600%	35,977	0.0000790047357011710	0.027068602728995600%	369,385	0.000048660379365731
48	MAGDALENA IXTETEC	0.058785994881240200%	4,096	0.00058785994881240200%	0.045634654730817700%	82,212	0.0001844289549950310	0.049763002738059000%	679,332	0.00000000000000000
49	MAGDALENA JICOTILAN	0.048539851268090000%	3,382	0.00048539851268090000%	0.0373995852088259424	67,286	0.0001480347667142550	0.0503759858056978000%	667,896	0.00007738171945337
50	MAGDALENA PEÑASCO	0.028864962075343000%	6,876	0.00028864962075343000%	0.081379324839434600%	146,404	0.0004983704959148000	0.0681843385599124000%	950,808	0.00000000000000000
51	MAGDALENA TEIPIAC	0.10871874646703000%	7,575	0.0010871874646703000%	0.09172897068018210000%	175,063	0.0007243479537913829	0.090906898106645700%	1,352,425	0.00116332867899880
52	MAGDALENA TEQUISQUITAN	0.13836810882872000%	9,641	0.0013836810882872000%	0.120835827128893000%	217,403	0.0012299669847115440	0.161188789664771000%	2,200,171	0.000368896283595970
53	MAGDALENA TLACOTEPEC	0.170559755762663000%	11,884	0.00170559755762663000%	0.124394706929010000%	223,806	0.000282399063036996	0.160543866830783000%	2,191,640	0.000363952337474831
54	MAGDALENA ZAHUALILAN	0.03717180009204400%	2,590	0.0003717180009204400%	0.028392692632564000%	51,083	0.0001259286644327700%	0.038250565843927700%	522,173	0.00012744973427200
55	MARTINES DE JUARAZ	0.0080765752965100%	6,137	0.000080765752965100%	0.0008080813830710492	274,306	0.00283413074939820	0.121079922803874200%	1,652,904	0.002006051144713400
56	MARTINES DE JUARAZ	0.05090945848126000%	3,511	0.0005090945848126000%	0.0397191956945919000%	71,445	0.0001848045523262850	0.103456525694072000%	471,866	0.00000000000000000
57	MATIAS ROMERO AVENDANO	0.8503302269098600%	59,248	0.008503302269098600%	0.93958462867077000%	1,690,463	0.0098492939338842000	0.94210061091973000%	12,860,942	0.015433755162178000
58	MZATLAN VILLA DE FLORES	0.2541920421088900%	17,518	0.002541920421088900%	0.2235760347029348000%	406,179	0.001751932975088180	0.08652633607379600%	1,181,201	0.00000000000000000
59	MARHUATLAN DE PORFIRIO DIAZ	0.8489871335859000%	59,154	0.008489871335859000%	0.871937962003877000%	1,568,766	0.007887157554647700	0.104088820334694000%	13,843,678	0.012251768557139700
60	MIXISTLAN DE LA REFORMA	0.07513297891425000%	5,235	0.0007513297891425000%	0.062724823030581600%	112,852	0.000325739918815641	0.058349383078598000%	810,199	0.00000000000000000
61	MONTECARMEL	0.06550039440431400%	6,682	0.0006550039440431400%	0.087110094906615100%	156,725	0.0005338476687797031	0.090642928248750600%	1,237,398	0.000226656413244320
62	NATIVIDAD	0.059281553967496100%	2,737	0.00059281553967496100%	0.027776184271893000%	49,948	0.00059846228726506	0.035716416402225800%	488,229	0.00000000000000000
63	NAZARENO ETILA	0.06857409231180000%	4,778	0.0006857409231180000%	0.059772304904939800%	103,853	0.000492709160897519	0.02977852742294900%	406,517	0.00000000000000000
64	NEJAPA DE MADERO	0.15534662833675000%	10,824	0.0015534662833675000%	0.137122871182976000%	246,706	0.001104290199776530	0.12237298825326000%	1,669,737	0.001884588316285730
65	XIPANTEPEC NIEVES	0.0593170204119700%	4,133	0.000593170204119700%	0.0487029222074700%	82,528	0.000979972851364900	0.07267605384438600%	992,126	0.0007461973598782
66	SANTIAGO NILTEPEC	0.17063151600985000%	11,889	0.0017063151600985000%	0.13830620100472000%	248,835	0.00097160601978114	0.285564664827967000%	3,902,196	0.0003148701901861090
67	OAXACA DE JUARAZ	12.2813678460360000%	856,418	0.122813678460360000%	10.4837156488858000%	18,861,883	0.056649458038700200	12.7796762856590000%	174,436,468	0.0329303138676876000
68	CUOTLAN DE MORELOS	0.04630480071822300%	32,365	0.0004630480071822300%	0.030717237272949800%	127,377	0.0006194681907733610	0.050676802740865000%	7,653,977	0.0101209742629298000
69	LATPA	0.07221951287421800%	5,032	0.0007221951287421800%	0.060065359556596300%	108,064	0.000347132405974188	0.04605245306507000%	628,678	0.00000000000000000
70	PIROTEPA DE DON LUIS	0.11993367297689300%	8,350	0.0011993367297689300%	0.118251287818695000%	212,153	0.001141708929474800	0.17140865519446000%	2,339,959	0.0004074336651482730
71	PLUMA HIDALGO	0.14552978150726000%	10,140	0.0014552978150726000%	0.111675441714857000%	200,922	0.000381147896484523	0.172579386131393000%	2,355,941	0.000499248283642663
72	SAN JOSE DEL PROGRESO	0.1202211831268000%	8,377	0.001202211831268000%	0.05964779303909000%	1,188,812	0.01656757978701000	0.09661654866653000%	1,318,946	0.0002268984920048000
73	PUTA VILLA DE GUERRERO	0.586786920577000%	41,582	0.00586786920577000%	0.659692260518193000%	1,186,892	0.0008070686167690400	0.725184354844478000%	9,899,743	0.017572568937152600
74	SANTA CATERINA QUIQUITANI	0.05166737049481800%	3,600	0.0005166737049481800%	0.048681276619619200%	66,231	0.00068118187399844	0.04553045283233000%	621,552	0.00000000000000000
75	REFORMA DE PINEDA	0.120257696953000%	8,572	0.00120257696953000%	0.117409309490579000%	205,195	0.0007545412132422000	0.137810439742422000%	1,881,298	0.000604760210743011
76	LA REFORMA	0.09240946789861500%	5,742	0.0009240946789861500%	0.07766990971834000%	127,321	0.0004807363634646654	0.08269543491924000%	1,282,904	0.00016760541178976
77	REYES ETILA	0.0609589109430100%	5,641	0.000609589109430100%	0.068325661081286800%	124,228	0.0004734416688178225	0.066702210754720200%	910,575	0.00000000000000000
78	ROJAS DE CUAUHTEMOC	0.0450367432007800%	3,138	0.000450367432007800%	0.04913125821384800%	86,395	0.000450510946715880	0.048651161467686400%	663,614	0.000042033063034326
79	SALINA CRUZ	2.3798719322620000%	185,821	0.023798719322620000%	2.734479369371909000%	4,919,148	0.0414715370318026000	1.75447160729260000%	23,948,937	0.02314546669744476100
80	SAN AGUSTIN ATATEPEC	0.05066887371537800%	3,970	0.0005066887371537800%	0.0433669019040723000%	78,024	0.00019906692678193	0.040265500734654500%	656,070	0.000088939360716053
81	SAN AGUSTIN ATATEPEC	0.05697765834949300%	4,137	0.0005697765834949300%	0.04689586729619490174	84,375	0.000295959950467310	0.04794743036912000%	654,547	0.0000512548036080000
82	SAN AGUSTIN CHAYUCO	0.11198904192318000%	6,880	0.0011198904192318000%	0.082803563869149600%	146,910	0.000789376909378000	0.04300051288074200%	668,386	0.00000000000000000
83	SAN AGUSTIN DE LAS JUNTAS	0.11198904192318000%	7,803	0.0011198904192318000%	0.163495176816819000%	294,154	0.002529737346044400	0.1459978630330235000%	2,047,413	0.0024355058746339000
84	SAN AGUSTIN ETILA	0.07992656583333700%	5,569	0.0007992656583333700%	0.10768746047424000%	193,111	0.001544334842688550	0.087366830768764900%	1,192,675	0.001355918435310660

"2020, Año de la pluriculturalidad de los pueblos indígenas y afro mexicano"



**COMISIÓN PERMANENTE  
DE HACIENDA**

**ASUNTO: DICTAMEN.  
EXPEDIENTE: 1300**

Clave	Municipio	Fondo de Compensación del Impuesto Sobre Automóviles Nuevos			Fondo de Fiscalización y Recaudación			Fondo de Fomento Municipal		
		Porcentaje	Monto estimado a distribuir a cada municipio	Coefficiente de distribución del Garantizado 2013	Porcentaje	Monto estimado a distribuir a cada municipio	Coefficiente de distribución del crecimiento (ΔFOFIR <sub>aj</sub> )	Porcentaje	Monto estimado a distribuir a cada municipio	Coefficiente de distribución del crecimiento (ΔFFM <sub>aj</sub> )
85	SAN AGUSTIN LOMICHA	0.33786159829090000%	23.541	0.003378633295718130	0.36935901163348000%	664.536	0.00228282823755568000	0.22665265807553000%	3,094.114	0.0072310202078406500
86	SAN AGUSTIN TLACOTEPEC	0.04721824217841900%	3.290	0.000472114852941446	0.03581726901833000%	64.441	0.000166731351208887	0.0524823882923660700%	716.189	0.000549118608479248
87	SAN AGUSTIN YAFARENI	0.07648207586337200%	5.329	0.0007648689711447485	0.07684946102992000%	136.899	0.000734956659704217	0.138164755770193000%	1,866.408	0.002105656206483880
88	SAN AGUSTIN CABECERA NUEVA	0.087734078338652700%	6.113	0.000877321348484475	0.07038899736586000%	126.649	0.00035899756952860	0.0643988997532378000%	879.133	0.000000000000000000
89	SAN ANDRES DINICUITI	0.05652765769099000%	4.078	0.000565285646017762	0.04854542384089000%	87.341	0.0002726947682657200	0.03376685780501100%	460.963	0.000000000000000000
90	SAN ANDRES HUAPALTEPEC	0.11994007752310200%	8.357	0.001199392463549340	0.11979812659463549340	215.538	0.001121567635921000	0.153170989371895000%	2,090.989	0.0034494950949295170
91	SAN ANDRES HUAYAPAM	0.12626933134217000%	8.798	0.0012626648686802150	0.136591512316182000%	245.750	0.0019894328142434200	0.194952876582455000%	2,729.626	0.0017429496518898150
92	SAN ANDRES HUAYALTEPEC	0.08058000076328200%	4.921	0.00080577392078931	0.04938414469327200%	88.814	0.000318606680139272	0.05404844076742800%	737.394	0.00027575371380350
93	SAN ANDRES LAGUNAS	0.03375602032984600%	2.352	0.00033756446378910	0.02882733386931500%	51.865	0.00019698787490296	0.02938450626576000%	401.138	0.000148650064138493
94	SAN ANDRES NAXINO	0.061442411963211000%	4.279	0.000614134836322502	0.04890081286308200%	88.141	0.000239568208946863	0.04993463417651500%	681.675	0.000518871323094726
95	SAN ANDRES PAXTLAN	0.10309071259043000%	7.183	0.00103097839066440	0.08755418660324500%	157.524	0.00054478691151743	0.09197825196531500%	1,255.827	0.000190455138166123
96	SAN ANDRES SINAXTLA	0.03201942234191900%	2.293	0.000320126531879741	0.03263022344447400%	58.107	0.000287491031743259	0.0287235934978163000%	392.115	0.00021025265815554
97	SAN ANDRES SOLAGA	0.0548084049845200%	3.803	0.000548300738979005	0.04518386961825400%	87.293	0.00026524151108262	0.05049593872984900%	688.842	0.000386677619539172
98	SAN ANDRES TEOTILALPAM	0.058611811507000%	7.383	0.00058610263618620	0.0878604461414800%	156.075	0.00056173921170655	0.04621910292427200%	690.953	0.000000000000000000
99	SAN ANDRES TEPICLAPA	0.0588003468369600%	4.097	0.00058798566877586	0.04158218025409600%	74.813	0.000084906941634863	0.053384699474478800%	728.773	0.00005662707459899
100	SAN ANDRES YAA	0.0501891168597200%	3.497	0.000501951417688562	0.03954992112409300%	63.960	0.00005345743592261	0.04380190386700100%	597.955	0.000000000000000000
101	SAN ANDRES ZABACHE	0.05440861949615500%	3.791	0.000544024189440238	0.0388991587851200%	71.431	0.00008319767938397	0.04640232842208800%	633.457	0.000000000000000000
102	SAN ANDRES ZAULLA	0.0797973949820800%	5.560	0.0007976563895059361	0.07383898305158900%	132.848	0.00064516839475889	0.06083758785271800%	830.515	0.0000325664651646484
103	SAN ANTONIO CASTILLO VELASCO	0.19893375754184300%	13.861	0.001989273042253070	0.17436563031242800%	317.713	0.00216539667634210	0.179852739623468000%	2,444.311	0.0020102222695372620
104	SAN ANTONIO EL ALTO	0.1098666793921900%	7.035	0.00109860904743540	0.086236349710865000%	155.153	0.000724428003736800	0.0986625056918800%	1,497.092	0.001326143415540770
105	SAN ANTONIO MONTE VERDE	0.12869664388638000%	8.975	0.001286124232666710	0.11759099715530000%	211.565	0.00094629505167280	0.053866460716562100%	735.350	0.000000000000000000
106	SAN ANTONIO ACUTLA	0.03193331044474100%	2.225	0.000319337680295769	0.02421852271947600%	43.573	0.00009603840548653	0.02786562842813000%	380.406	0.000076948851368784
107	SAN ANTONIO DELA CAL	0.29492026431882400%	20.549	0.002949184458108200	0.33138184883285000%	596.209	0.004269666204518230	0.4216851408484347000%	5,766.297	0.006847409430086950
108	SAN ANTONIO HUITEPEC	0.097134610733845100%	6.768	0.00097134922828552	0.085850613927862700%	154.459	0.00061545037888047	0.08233773784717800%	1,124.021	0.002081566463847880
109	SAN ANTONIO NARANJALPAM	0.04116161784939800%	2.868	0.000411558664923832	0.0333712670873000%	60.940	0.00017599736888997	0.03816275929957900%	520.973	0.0000826297398462883
110	SAN ANTONIO SINICARUA	0.06541664143879700%	4.558	0.000654209953565209	0.053851239389812700%	96.987	0.00025722802211042	0.046474169708742800%	634.435	0.000000000000000000
111	SAN ANTONIO TEPICLAPA	0.10388013373625200%	7.238	0.001038739081739270	0.094008303213608000%	169.136	0.000591993345328000	0.10644739166651000%	1,442.152	0.001881866415134110
112	SAN BALTAZAR CHICHICAPAM	0.16288001626374200%	11.328	0.00162826597010720	0.124841029236000000%	224.609	0.000437317060704768	0.16464573926655000%	2,247.636	0.000737081472919085
113	SAN BALTAZAR LOXICHA	0.0953560160101500%	6.844	0.00095356515218956765	0.091992326685469400%	165.509	0.00092365181080273	0.148442132115138000%	2,026.435	0.000943348418828887
114	SAN BALTAZAR YAIZACHI EL BAJO	0.04291262786864700%	2.990	0.00042912605701518930	0.031582493867136800%	58.750	0.0003167291691029130	0.0344531391667528000%	471.400	0.002688138474036760
115	SAN BARTOLO COYOTEPEC	0.13694275893120000%	9.542	0.0013694526241753020	0.15633294952102000%	221.868	0.000210723691029130	0.1984732657847674000%	2,709.415	0.002688138474036760
116	SAN BARTOLOME YAUPITLA	0.09789579371934800%	6.828	0.0009789571693680024	0.0842226352108166000%	151.530	0.00058173921170655	0.05816719085021800%	724.594	0.00068716795457213
117	SAN BARTOLOME XICOTLAPA	0.1554366583350400%	4.943	0.001554366583350400	0.058837453883285000%	95.868	0.000326094345833500	0.05816719085021800%	882.015	0.00068716795457213
118	SAN BARTOLOME QUIALANA	0.04535247628826500%	10.330	0.0004535247628826500	0.13171178283741000%	248.794	0.001148613105928220	0.118413299714154000%	1,616.501	0.000662002922100993
119	SAN BARTOLOME YUCUARE	0.04595247628826500%	3.160	0.000453477803218019	0.03101056028102800%	55.793	0.0000049191627869800	0.038456664349605000%	538.668	0.000000000000000000
120	SAN BARTOLOME ZOOGOCHO	0.04771518686968600%	3.287	0.00047713165138655	0.030300560295848600%	62.977	0.00002427054976687	0.045616655756386000%	625.459	0.000110296875232341
121	SAN BARTOLO SOYALTEPEC	0.04668675254167200%	3.426	0.0004668705656264336	0.034100913071487000%	61.353	0.000009494261951606	0.0363342167147200%	496.011	0.0001196661476196340
122	SAN BARTOLO YAUTEPEC	0.09395051059193700%	7.474	0.0009395051059193700%	0.02969159172486700%	52.001	0.000009394261951606	0.0441369658281930100%	602.529	0.000274402014762005
123	SAN BERNARDO MXITEPEC	0.08940651118093000%	4.836	0.0008940651118093000%	0.0574812652271500%	105.418	0.000370940123498800	0.07428155828294200%	1,082.300	0.0005253526216818863
124	SAN BLAS ATENPA	0.31551545259150000%	21.984	0.003155154525915000%	0.32852622284442000%	476.615	0.0038757188238184225	0.32852622284442000%	3,866.567	0.0054895030507698440
125	SAN CARLOS YAUTEPEC	0.221595664383631800%	15.440	0.002215944300073370	0.23484361517938800%	422.505	0.002445816619161540	0.2395915401269971000%	3,220.563	0.0003979728248474330


"2020, Año de la pluriculturalidad de los pueblos indígenas y afromexicano"



COMISIÓN PERMANENTE  
DE HACIENDA  
ASUNTO: DICTAMEN.  
EXPEDIENTE: 1300

Clave	Municipio	Fondo de Compensación del Impuesto Sobre Automóviles Nuevos			Fondo de Fiscalización y Recaudación			Fondo de Fomento Municipal		
		Porcentaje	Monto estimado a distribuir a cada municipio	Coefficiente de distribución del Garantizado 2013	Porcentaje	Monto estimado a distribuir a cada municipio	Coefficiente de distribución del crecimiento (AFOFIM)	Porcentaje	Monto estimado a distribuir a cada municipio	Coefficiente de distribución del crecimiento (AFOFIM)
126	SAN CRISTOBAL AMATLAN	0.10429634313543000%	7.267	0.0010430718472839250	0.092070101280866200%	165.649	0.084799227704227700%	1.157.610	0.00042974412262932	
127	SAN CRISTOBAL AMOLTEPEC	0.060465184367862500%	4.213	0.0005922098116012135	0.0485404271037456074	87.332	0.0001627685920430615	595.529	0.00000000000000000	
128	SAN CRISTOBAL LACHIRIOAG	0.059230908114447800%	4.127	0.0005922098116012135	0.041420993393352200%	74.523	0.0001627685920430615	817.486	0.00000000000000000	
129	SAN CRISTOBAL SUCHIXTLAHUACA	0.04430477687704800%	3.087	0.000443033087749212	0.056608072949100800%	102.208	0.000679552703832666	1,009.919	0.000183813738452144	
130	SAN DIONISIO DEL MAR	0.14620432238181000%	10.187	0.0014620432238181000	0.11954712749582400%	215.133	0.0006461356715664	1,530.815	0.00000000000000000	
131	SAN DIONISIO OCOULTEPEC	0.1620432238181000%	16.522	0.001620432238181000	0.2222425985153700%	399.850	0.000386244193847000%	2,766.157	0.00000000000000000	
132	SAN DIONISIO OCOULTEPEC	0.1620432238181000%	16.522	0.001620432238181000	0.059229438861668300%	90.369	0.000284986808179450	808.885	0.00000000000000000	
133	SAN ESTEBAN AYATLAHUACA	0.10241622483430400%	4.209	0.0010241622483430400	0.0858400534342600%	154.440	0.000576024471027059	1,061.505	0.0001085181125881450	
134	SAN FELIPE JALAPA DE DIAZ	0.3971929895871600%	27.675	0.003971929895871600%	0.38885146161116800%	699.000	0.000384050212848240	6,260.087	0.011884577327756500	
135	SAN FELIPE TEJAPAM	0.11155848803941800%	7.773	0.0011155848803941800	0.12881788491853800%	231.784	0.001607576890632850	828.620	0.00000000000000000	
136	SAN FELIPE USILA	0.21226681148891400%	14.790	0.0021226681148891400	0.1984787828938000%	357.095	0.00162573414183300	4,211.587	0.000329486673042620	
137	SAN FRANCISCO CARHUACA	0.11107051075766800%	7.791	0.00111071075766800%	0.1134746145523100%	204.159	0.0001359716310665510	1,123.393	0.0002380899111337161	
138	SAN FRANCISCO CALONOS	0.03754439138246500%	2.616	0.0003754439138246500	0.02604710356154500%	46.864	0.00060799710292711	477.307	0.000143385129433003	
139	SAN FRANCISCO CHAPULAPA	0.07585058133871500%	5.285	0.0007585058133871500	0.059307674298484100%	106.704	0.000257756518283182	642.348	0.00000000000000000	
140	SAN FRANCISCO CHINDUA	0.0359307682556800%	2.445	0.000359307682556800%	0.0289103428825900%	48.416	0.0001870317484655105	400.933	0.000190707507567800	
141	SAN FRANCISCO DEL MAR	0.1521030201597800%	10.588	0.001521030201597800%	0.1650370071844200%	296.928	0.001870317484655105	1,297.788	0.00026703478434155	
142	SAN FRANCISCO HUEUETLAN	0.0487395596602800%	3.396	0.000487395596602800%	0.03737132655749100%	67.237	0.00013837222747573	480.592	0.00000000000000000	
143	SAN FRANCISCO IXHUATAN	0.2241901263881200%	15.620	0.002241901263881200%	0.2076685659426400%	373.829	0.002105889615999240	2,993.444	0.002655396489706320	
144	SAN FRANCISCO JALAPELONGO	0.0411602989383100%	2.889	0.000411602989383100%	0.030330819195800%	54.570	0.00011958585004520	422.753	0.00000000000000000	
145	SAN FRANCISCO LACRIGUOLO	0.110697354719500%	7.713	0.00110697354719500%	0.099325859848589100%	178.708	0.001169035651056590	1,160.795	0.001041925827416500	
146	SAN FRANCISCO LAGUACHE	0.085853958581400%	5.982	0.000853958581400%	0.099325859848589100%	125.705	0.00040263583819490	1,219.125	0.0009882452040810164	
147	SAN FRANCISCO NUXIANO	0.05456649204086800%	3.802	0.0005456649204086800%	0.0463310827757300%	83.357	0.00027710322288687	799.250	0.000124572880297100	
148	SAN FRANCISCO OZOLOTEPEC	0.0742144474894400%	5.171	0.000742144474894400%	0.059031150298400%	163.382	0.00108396191634670	962.754	0.00028547285974401	
149	SAN FRANCISCO SOLA	0.0589772146882900%	4.179	0.000589772146882900%	0.04635273956580300%	83.396	0.00024835202893621	827.556	0.000479082812658578	
150	SAN FRANCISCO TELIXIHLHUACA	0.163957813017400%	11.424	0.00163957813017400%	0.174344177163400%	313.673	0.000181130287925250	1,196.533	0.0002177268976457	
151	SAN FRANCISCO TEOPAN	0.03362685168027100%	2.343	0.0003362685168027100%	0.02420764827819200%	43.543	0.000043118000074605	360.905	0.00000000000000000	
152	SAN FRANCISCO TLAPACINGO	0.085853958581400%	4.438	0.000853958581400%	0.0542899705472800%	92.529	0.000267905861388037	578.885	0.00000000000000000	
153	SAN GABRIEL MIXTEPEC	0.09710959360360400%	6.390	0.0009710959360360400%	0.08299714316466030	149.326	0.00065500321838842	763.061	0.00087074824970047	
154	SAN ILDEFONSO AMATLAN	0.084562254083600%	5.892	0.00084562254083600%	0.0717373619411200%	129.067	0.00048828683695950	1,092.184	0.000744061628028052	
155	SAN ILDEFONSO SOLA	0.0553585467074800%	3.832	0.000553585467074800%	0.0430456180907360%	77.446	0.000176318935076589	814.711	0.00056045688068856	
156	SAN ILDEFONSO VILLA ALTA	0.0957122830306800%	6.673	0.000957122830306800%	0.0775028289787760%	139.440	0.000527076868302680	1,212.278	0.000717374208958710	
157	SAN JACINTO TAMPAC	0.3531465289711900%	24.06	0.003531465289711900%	0.3998652897119200%	701.430	0.0005127458092713130	3,406.965	0.0003948888432018540	
158	SAN JACINTO TLAPAC	0.09272859155094800%	6.481	0.0009272859155094800%	0.0754888626657100%	135.813	0.00066997007888000	797.905	0.000932732612671603	
159	SAN JERONIMO COATLAN	0.058660716804800%	4.065	0.00058660716804800%	0.05958564684987100%	172.640	0.0007164181927882566	880.631	0.00000000000000000	
160	SAN JERONIMO SILCAYOPILLA	0.0583410810403200%	4.065	0.000583410810403200%	0.049408284789500%	88.880	0.0002813368821152	721.505	0.000388468019498142	
161	SAN JERONIMO SOSOLA	0.0750620380755700%	5.247	0.000750620380755700%	0.0821787881333100%	111.866	0.000550220584843925	920.975	0.001481757215602800	
162	SAN JERONIMO TAVICHE	0.0562313297766800%	3.918	0.000562313297766800%	0.04689456827195700%	84.011	0.000245726128421666700%	512.472	0.00000000000000000	
163	SAN JERONIMO TEACUIL	0.05541326252656700%	3.861	0.0005541326252656700%	0.04385879802978100%	78.909	0.000205362850745540	1,086.289	0.00000000000000000	
164	SAN JOSE NUCHITA	0.075873558791800%	5.273	0.00075873558791800%	0.07495304843428962	112.435	0.000362514740565271	598.500	0.00000000000000000	
165	SAN JOSE AYUQUILA	0.05681976380545700%	3.959	0.0005681976380545700%	0.0465941283263790%	82.931	0.00021443238341200%	949.836	0.00026326658585922	
166	SAN JOSE CHILTEPEC	0.2074506351671100%	14.480	0.002074506351671100%	0.208897463431033800%	375.799	0.0020865124645019840	3,201.406	0.0007150928804114040	

"2020, Año de la pluriculturalidad de los pueblos indígenas y afromexicano"



COMISIÓN PERMANENTE  
DE HACIENDA  
ASUNTO: DICTAMEN.  
EXPEDIENTE: 1300

Clave	Municipio	Fondo de Compensación del Impuesto Sobre Automóviles Nuevos			Fondo de Fiscalización y Recaudación			Fondo de Fomento Municipal		
		Porcentaje	Monto estimado a distribuir a cada municipio	Coefficiente de distribución del garantizado 2013	Porcentaje	Monto estimado a distribuir a cada municipio	Coefficiente de distribución del crecimiento (d/OFIR ca)	Porcentaje	Monto estimado a distribuir a cada municipio	Coefficiente de distribución del crecimiento (d/FFMca)
167	SAN JOSE DEL PENASCO	0.060551296664674200%	4,219	0.00060551735907888	0.052668271307817800%	94,847	0.00035052679293866	0.053377612616701600%	728,656	0.00031516846193048
168	SAN JOSE ESTANCIA GRANDE	0.044907562753053000%	3,129	0.00044907562753053000%	0.034693296671513900%	62,420	0.000138504087036133	0.0335239985674651800%	457,675	0.0000000000000000000
169	SAN JOSE INDEPENDENCIA	0.1036648523237000%	7,223	0.001036648523237000%	0.08740272107823000%	156,576	0.000520222873278179	0.08133250426280100%	1,110,363	0.0000000000000000000
170	SAN JOSE LACHIGUIRI	0.1083665616766400%	7,444	0.001083665616766400%	0.0943552217078800%	170,084	0.00046970866320224	0.1040514181080300%	1,420,442	0.00133471126882660
171	SAN JOSE TENANGO	0.32277759237405000%	22,490	0.00322775923740500%	0.35839306399892300%	604,393	0.003594398313887820	0.20865009202934900%	2,851,085	0.0000000000000000000
172	SAN JOSE TURTILLA	0.022653318199595300%	1,571	0.00022653318199595300%	0.018719883366108800%	33,571	0.000107489768883045	0.0203118302929000%	277,275	0.00007759335303200
173	SAN JOSE TURTILLA	0.05048382538378100%	3,529	0.0005048382538378100%	0.041150867894024200%	74,037	0.000213163720854099	0.04808038874294100%	656,362	0.00049883047601454
174	ANIMAS TRIJANO	0.0716591825434800%	4,933	0.000716591825434800%	0.07423497581817100%	133,575	0.000716591825434800%	0.07423497581817100%	1,007,549	0.0000000000000000000
175	SAN JUAN BAUTISTA ATATLHUACA	0.0505688320848100%	4,115	0.000505688320848100%	0.0463730702428800%	83,442	0.000209119821658271	0.052442458185164100%	715,912	0.0000000000000000000
176	SAN JUAN BAUTISTA COXITLHUACA	0.10390883807816300%	7,240	0.0010390883807816300%	0.0863930692739400%	155,435	0.00056952607421077	0.0979392760883400%	1,337,003	0.001568241413810050
177	SAN JUAN BAUTISTA CUICATLAN	0.19045169831178200%	13,270	0.0019045169831178200%	0.18371747069276900%	329,562	0.00183748219842470	0.1274157082192400%	1,739,396	0.0003958826273331130
178	SAN JUAN BAUTISTA GUALAACHIC	0.09430731889565800%	6,571	0.0009430731889565800%	0.09593476383937100%	172,602	0.00096909741596724	0.07727721892983700%	993,507	0.0000315550452317730
179	SAN JUAN BAUTISTA JAYACATLAN	0.05489282424300%	4,283	0.0005489282424300%	0.05240238934967100%	93,610	0.00034546480496719	0.05082507309518700%	830,357	0.000404464241013443
180	SAN JUAN BAUTISTA LO DE SOTO	0.0640819083338800%	4,485	0.000640819083338800%	0.054882275041102400%	98,742	0.000358011022318267	0.06131866484211300%	837,086	0.001083414098833800
181	SAN JUAN BAUTISTA SUCHITEPEC	0.03922415116562900%	2,733	0.0003922415116562900%	0.0302355830188400%	54,557	0.0001151057840866	0.03876758438231100%	525,639	0.00022697953067760
182	SAN JUAN BAUTISTA TLACORTZINTEPEC	0.0663722874468600%	4,625	0.000663722874468600%	0.05387958495818800%	96,938	0.000284715719602328	0.04309867135221800%	593,911	0.0000000000000000000
183	SAN JUAN BAUTISTA TLACHICILCO	0.0585850568887300%	4,082	0.000585850568887300%	0.04581526656478800%	82,428	0.0002038866769753099	0.05871310880339400%	801,513	0.000518754004210281
184	SAN JUAN BAUTISTA TUXTEPEC	4.4193978855967000%	307,928	0.044193978855967000%	5.40443895346724000%	9,723,451	0.06630530235523200	5.9890856349884000%	81,758,084	0.0415718118914388100
185	SAN JUAN CACAHUATEPEC	0.03950021858171300%	10,507	0.0003950021858171300%	0.14644888982198400%	283,485	0.001371485033443270	0.1474747723848800%	2,385,911	0.00523404454342030
186	SAN JUAN CUERNEGUILA	0.0350021858171300%	3,489	0.000350021858171300%	0.05953598857693700%	68,687	0.000824936303836589	0.04616460317688900%	630,209	0.0000000000000000000
187	SAN JUAN COATZACOAPAN	0.07032504234672900%	4,900	0.0007032504234672900%	0.05437036851687400%	97,821	0.00022876978227339	0.04381267403274200%	598,102	0.0000000000000000000
188	SAN JUAN COCORADO	0.15705444722228300%	10,943	0.0015705444722228300%	0.1520298268507800%	173,526	0.00141926251200680	0.061982625261618200%	840,686	0.0000000000000000000
189	SAN JUAN COMALTITEPEC	0.06959494320810300%	4,877	0.0006959494320810300%	0.07306298048148700%	131,452	0.00078111628704238	0.0470570262068200%	642,392	0.000528471897502157
190	SAN JUAN GOZOCON	0.3626162881150900%	25,270	0.003626162881150900%	0.374132350108000%	673,124	0.00391224306334660	0.3633073749061900%	4,359,593	0.01400004213806800
191	SAN JUAN CHICOMEZUCIL	0.0294386195863800%	1,738	0.000294386195863800%	0.017458210139100%	31,232	0.00004587289850760	0.020888049189085700%	285,150	0.00008038228887731
192	SAN JUAN CHILTECA	0.05419333979680800%	3,776	0.0005419333979680800%	0.0441035388325700%	79,356	0.00029245818225281	0.0551879338689500%	725,999	0.0006560585855955
193	SAN JUAN DEL ESTADO	0.0603934242067000%	4,208	0.000603934242067000%	0.06464607971663600%	116,306	0.00075100487207144	0.04309853203104800%	588,353	0.000343303193247886
194	SAN JUAN DEL RIO	0.0723056251708800%	5,038	0.000723056251708800%	0.06768751500316800%	102,135	0.00041394281583740	0.06354157018427200%	867,428	0.00073178120108536
195	SAN JUAN DIEGO	0.0808163909974700%	5,631	0.000808163909974700%	0.055424750383400%	99,718	0.00026723358203644	0.057302258978680700%	768,593	0.0000000000000000000
196	SAN JUAN GOZOCÓN	0.036590201975400%	2,548	0.00036590201975400%	0.027191078014708700%	48,921	0.0008078083541019	0.03434582938111900%	462,037	0.00015886828454513
197	SAN JUAN GUELANA	0.1114227700516700%	7,744	0.001114227700516700%	0.1028585489288800%	185,059	0.00089488897534066	0.1193194342807800%	1,628,871	0.001382074981803820
198	SAN JUAN GUERRERO	0.4581511893486600%	31,763	0.004581511893486600%	0.4762456679439400%	872,279	0.0051005748805041840	0.07061989842180700%	9,640,919	0.000486274488076890
199	SAN JUAN HUALTEPEC	0.0485104832032000%	3,171	0.000485104832032000%	0.033381731720978271	60,058	0.000781480071753885	0.0739733298416700%	510,453	0.0000000000000000000
200	SAN JUAN JUQUILA MIXES	0.0594839888931400%	6,611	0.000594839888931400%	0.07958341085853100%	143,140	0.00048690139495928	0.05068701764650600%	691,946	0.0000000000000000000
201	SAN JUAN JUQUILA VIANOS	0.05680686728500%	4,019	0.0005680686728500%	0.04684130858553100%	84,275	0.00024640164454000	0.033827149065000%	455,719	0.0000000000000000000
202	SAN JUAN LACHAO	0.100119890217500%	6,976	0.00100119890217500%	0.09077178907078400%	163,313	0.000670874215844898	0.08074803016902800%	1,102,333	0.00075808565479197
203	SAN JUAN LACHIGALLA	0.09275729584904400%	6,483	0.0009275729584904400%	0.07578038563676900%	136,341	0.00042576826848782	0.055386712794030700%	756,104	0.0000000000000000000
204	SAN JUAN LARRIGUA	0.03940306131517700%	2,372	0.0003940306131517700%	0.03932048972990500%	65,175	0.00037728628071816	0.0335201320993000%	457,595	0.0000000000000000000
205	SAN JUAN LAJANA	0.30879896914301000%	21,516	0.0030879896914301000%	0.2875176438895078800	516,632	0.00233536785886650	0.314899307916688000	4,295,052	0.0001782572010511500
206	SAN JUAN DE LOS RIOS	0.06788603728423300%	4,312	0.0006788603728423300%	0.0502912731385180400%	90,482	0.00061892568546679	0.05450773169130200%	744,555	0.0001825762210566600
207	SAN JUAN MAZATLAN	0.32017987136545100%	22,309	0.0032017987136545100%	0.30841446345761900%	554,887	0.002965643041538870	0.17393895740525900%	2,374,501	0.0000000000000000000

"2020, Año de la pluriculturalidad de los pueblos indígenas y afroamericanos"



COMISIÓN PERMANENTE DE HACIENDA  
ASUNTO: DICTAMEN.  
EXPEDIENTE: 1300

Clave	Municipio	Fondo de Compensación del Impuesto Sobre Automóviles Nuevos			Fondo de Fiscalización y Recaudación			Fondo de Fomento Municipal		
		Porcentaje	Monto estimado a distribuir a cada municipio	Coefficiente de distribución del Garantizado 2013	Porcentaje	Monto estimado a distribuir a cada municipio	Coefficiente de distribución del crecimiento (AFOFIM <sub>2013</sub> )	Porcentaje	Monto estimado a distribuir a cada municipio	Coefficiente de distribución del crecimiento (AFOFIM <sub>2013</sub> )
208	SAN JUAN MIXTEPEC (D TO JUXTILAHUACA)	0.164058277357948000%	11.431	0.001640603574927240	0.1394489556730000%	250.891	0.000904286848660598	0.106256770066284000%	1,450.548	0.0020300888185717540
209	SAN JUAN MIXTEPEC (D TO MARHUATLAN)	0.058484601542615700%	4.075	0.000584843423973970	0.0453183636024511200%	81.535	0.000186934529194177	0.05642073423195000%	770.219	0.000205211565922877
210	SAN JUAN NUMI	0.137019016178481000%	9.547	0.00137023336072490	0.140484433970829200%	252.754	0.001439132631396400	0.054395362628671200%	742.570	0.000000000000000000
211	SAN JUAN OZOLOTEPEC	0.079252077103931100%	5.522	0.0007925244155135642	0.05481746407803000%	116.608	0.000340754749074013	0.05698670762220800%	804.980	0.000000000000000000
212	SAN JUAN PETLAPA	0.068930363668897300%	6.057	0.000689332446205688	0.070781839628976900%	126.272	0.0003678271484649200%	0.04777777777779929200%	652.231	0.000000000000000000
213	SAN JUAN QUIRARIJE	0.09574252193693000%	6.571	0.000957396837363899	0.09541985593989400%	153.675	0.000543343986669565	0.078492371219759200%	1,070.844	0.000000000000000000
214	SAN JUAN SAULTEPEC	0.037513656481857100%	2.618	0.0003752384634151807	0.0574997070308881200%	104.166	0.000310217801603077	0.04995814834129500%	681.395	0.000868273639320187
215	SAN JUAN SAVITTEPEC	0.037513656481857100%	2.618	0.0003752384634151807	0.02928922203629100%	52.696	0.000172281703665417	0.044056532788363600%	601.431	0.0002410987492458664
216	SAN JUAN TABASCO	0.05901562737273200%	4.112	0.000590198479245007	0.0465205656757600%	83.698	0.00019170708051873	0.0612341787053900%	835.929	0.000372923451692231
217	SAN JUAN TAMAZOLA	0.10358438889169000%	7.216	0.001035631774157570	0.086823497401098000%	145.418	0.000432971958621565	0.05168403893051900%	708.287	0.000000000000000000
218	SAN JUAN TEPIC	0.04716083452008600%	3.286	0.00047164286981954	0.04528014830724400%	61.231	0.0000706656631917210	0.04528014830724400%	618.135	0.000066778392743604
219	SAN JUAN TETIPAC	0.00713407836852700%	6.113	0.000071337176537865	0.070411187584633000%	126.681	0.00036662359532930	0.08225642718199200%	1,122.911	0.001034488988693170
220	SAN JUAN TEHUACILLA	0.00810847866574200%	6.063	0.000810232940078747	0.075863175951541500%	136.940	0.00056250199442029	0.08916583508861200%	1,217.231	0.00135988940472160
221	SAN JUAN TEPOSCOLUILA	0.05479738921469100%	3.191	0.0005479740081895420	0.036789944170118100%	66.191	0.00017483139596405	0.05660743600180100%	775.498	0.00072565056044044
222	SAN JUAN YARE	0.005318869329499100%	3.706	0.00053193593900875	0.04302729898987500%	77.413	0.000215053829746839	0.0477430555422300%	651.787	0.000366597355888904
223	SAN JUAN YATZONA	0.041420017473966400%	2.866	0.00041422896469023	0.03098112263060500%	56.740	0.000089201452984235	0.049275783949529229	877.451	0.00020794439529229
224	SAN JUAN YUCUITA	0.031718023602866400%	2.270	0.000317201290673590	0.02384826630145100%	42.547	0.000071453670631809	0.03348740335250700%	456.634	0.000000000000000000
225	SAN LORENZO	0.0245168597601000%	8.532	0.00024446066947840	0.10747403681857100%	193.363	0.00077517251917956	0.0547198738169500%	747.000	0.000000000000000000
226	SAN LORENZO ALBARRADAS	0.063751803893815100%	4.442	0.000637513849824029	0.059717864687429100%	107.442	0.000467624167634073	0.10223904355425900%	1,395.687	0.000749781949812491
227	SAN LORENZO CACAOATEPEC	0.239292772051981300%	16.573	0.0023929278125953800	0.3178694307534200%	571.898	0.004898928644338070	0.29423763988472800%	4,016.700	0.005443540475561720
228	SAN LORENZO CUARNECULITLA	0.0594461888852500%	4.142	0.000594457848402167	0.04387938324385200%	78.946	0.000116271120668872	0.04918196117916600%	671.400	0.000000000000000000
229	SAN LORENZO TEMELUCAN	0.14165472815352600%	9.870	0.001416475815750370	0.13638252573307700%	245.374	0.001257653266610330	0.10096307985991000%	1,376.282	0.0023300860742888240
230	SAN LORENZO VICTORIA	0.0409894532535100%	2.856	0.000409881636177776	0.03033690336959200%	63.037	0.000201301909873675	0.03792197312321100%	517.686	0.0002593893979391690
231	SAN LUCAS CAMOTLAN	0.08051489746112500%	5.610	0.000805160048102546	0.08033804732150200%	144.541	0.000819476871957777	0.048380794766158200%	660.463	0.000000000000000000
232	SAN LUCAS OUILTAN	0.2265716138980800%	29.722	0.0022657488131275900	0.3823256263398500%	688.939	0.00272306263778860	0.45030817543414200%	6,147.313	0.0011871912454591700
233	SAN LUCAS QUIRINI	0.06892316860689200%	4.872	0.000689235033040794	0.0689239225197800%	118.606	0.00049436579172652	0.11202220208199200%	1,529.284	0.000000000000000000
234	SAN LUCAS QUIQUIPAM	0.14791222177343000%	10.306	0.001479119854116840	0.12888235944715400%	231.880	0.000913581457897688	0.08074893784878400%	821.114	0.000000000000000000
235	SAN LUIS AMATLAN	0.1060185934854000%	7.387	0.001060238921717660	0.0898524812274400%	161.659	0.00053323232692925	0.1070312721584300%	1,461.121	0.00148192031840290
236	SAN MARCIAL OZOLOTEPEC	0.21826942413549700%	5.144	0.00218267619157519	0.05442761861316300%	97.924	0.000227356663138226	0.08065404947959700%	1,097.096	0.00053864300473759
237	SAN MARCOS ARTEAGA	0.063694391919682400%	4.438	0.000636943869810830	0.053481710831789200%	96.232	0.00036910831747678	0.05696742027706200%	777.682	0.000521006880637037
238	SAN MARTIN DE LOS CANSSECOS	0.05584382444228600%	3.891	0.000558336858154528	0.04189716975444700%	75.370	0.00013411411044719	0.0565826926693800%	772.430	0.00035923435828231
239	SAN MARTIN HUAMELUTPAM	0.04266864333637500%	2.973	0.000426682811943132	0.03605793994994600%	64.874	0.000269572642610685	0.0364969965629200%	466.589	0.0000219118196890623
240	SAN MARTIN HUAYACOCOTLAN	0.0765344146337500%	5.472	0.000765328948717230	0.06220291313719500%	111.913	0.00028967028200725	0.04880795187336200%	695.494	0.000000000000000000
241	SAN MARTIN LACHILA	0.0498016116203700%	3.470	0.00049804033032680	0.03995364259165900%	71.883	0.000198003436371097	0.03516940662871400%	625.834	0.00037955296947065
242	SAN MARTIN PERAS	0.21826942413549700%	15.102	0.00218267619157519	0.20353941706722300%	366.200	0.0017298897224141430	0.070536191484070100%	962.914	0.000000000000000000
243	SAN MARTIN TILCAHETE	0.080759892301913700%	5.627	0.000807528519841143	0.0852854252562700%	117.459	0.000444466038972377	0.08454220629680780%	1,154.113	0.00060897895924081
244	SAN MARTIN TOPALCAN	0.077199674036292700%	5.379	0.000771971681583191	0.0673881103332600%	121.242	0.00047723174949710	0.044774117634322400%	611.227	0.000000000000000000
245	SAN MARTIN ZACATEPEC	0.04744767590974800%	3.306	0.0004744735098178901	0.03731074273174600%	67.128	0.0001654157174237070	0.03091440199797900%	422.070	0.000000000000000000
246	SAN MATEO CAJONOS	0.04269734713987400%	2.975	0.0004269734713987400%	0.03154518139133200%	56.995	0.000174554855000348	0.03588878884314200%	487.240	0.000000000000000000
247	CAPULALPAN DE MENDEZ	0.04981596396997800%	3.471	0.0004981223112914003	0.05177028105498100%	93.143	0.000283923221526809	0.05587406796931900%	760.026	0.000398966432817012
248	SAN MATEO DEL MAR	0.21695993166128100%	15.117	0.002169571073235410	0.22006990080363300%	395.941	0.0022236113811747490	0.14802056198319300%	2,020.680	0.000000000000000000

"2020, Año de la pluriculturalidad de los pueblos indígenas y afroamericano"



COMISIÓN PERMANENTE DE HACIENDA  
**ASUNTO: DICTAMEN.**  
**EXPEDIENTE: 1300**

Clave	Municipio	Fondo de Compensación del Impuesto Sobre Automóviles Nuevos				Fondo de Fiscalización y Recaudación				Fondo de Fomento Municipal			
		Porcentaje	Monto estimado a distribuir a cada municipio	Coefficiente de distribución del Garantizado 2013	Porcentaje	Monto estimado a distribuir a cada municipio	Coefficiente de distribución (AFOR) del crecimiento	Porcentaje	Monto estimado a distribuir a cada municipio	Coefficiente de distribución (AFOR) del crecimiento	Porcentaje	Monto estimado a distribuir a cada municipio	Coefficiente de distribución (AFOR) del crecimiento
249	SAN MATEO YOLOCOCHILIAN	0.0309455536944871800%	5,640	0.000809491546161601	0.06947297203026800%	124,993	0.00488300646670096	0.0727882700531400%	993,658	0.00000000000000000		0.00000000000000000	
250	SAN MATEO EILATONGO	0.064584222562397700%	4,500	0.00044587145492809	0.0545749091021063600%	98,189	0.00025538195483659	0.05990075720463200%	817,726	0.000335737641886007	734,726	0.00000000000000000	
251	SAN MATEO NEIRAM	0.06432589597248100%	4,482	0.00064323210495867	0.047664322124095867	85,651	0.000148390801543867	0.053812859632881800%	596,152	0.00000000000000000		0.00000000000000000	
252	SAN MATEO PENASCO	0.068435639894219800%	4,629	0.00066441240362775	0.05347550752445200%	96,211	0.00027190186865789	0.04381633367477200%	850,949	0.00000000000000000		0.00000000000000000	
253	SAN MATEO PINAS	0.08734657300321800%	6,086	0.00087346573003218	0.0767665991701927100%	137,046	0.0004027033194886670	0.062334433862941800%	1,260,299	0.00000000000000000		0.00000000000000000	
254	SAN MATEO RIO HONDU	0.09460871012918300%	6,592	0.00094608710129183	0.076172201921268900%	147,045	0.0004027033194886670	0.09231982399881800%	850,949	0.00000000000000000		0.00000000000000000	
255	SAN MATEO SINDIRUI	0.0594304501405300%	4,333	0.000594304501405300%	0.053959776801266500%	96,431	0.00025538195483659	0.04126671133011400%	563,347	0.00000000000000000		0.00000000000000000	
256	SAN MATEO TLAPILTEPEC	0.03748753318107300%	2,612	0.0003748753318107300%	0.02847732312651100%	51,236	0.00009584691000601	0.03492263530389200%	476,741	0.000073771858643075	694,114	0.000297215031948933	
257	SAN MELCHOR BETAZA	0.05929802469367600%	4,082	0.0005930049228651800%	0.04253818188832400%	76,533	0.00014772286858681	0.050845828335889700%	632,423	0.00000000000000000		0.00000000000000000	
258	SAN MIGUEL ACHIUTLA	0.0443621184873638100%	3,091	0.0004436585139017890	0.04014261963923600%	72,223	0.000321600971601349	0.046326784897866700%	850,949	0.00000000000000000		0.00000000000000000	
259	SAN MIGUEL AHUEHUETILIAN	0.08271983519286600%	5,726	0.00082719835192866	0.066405452666809700%	119,474	0.00032962513752813	0.10143035978810400%	1,384,661	0.00000000000000000		0.00000000000000000	
260	SAN MIGUEL ALOAPAM	0.03698101482193500%	4,667	0.0003698101482193500%	0.05394015645903100%	96,208	0.00027624582649113	0.040191343019693700%	548,666	0.00000000000000000		0.00000000000000000	
261	SAN MIGUEL AMATILIAN	0.0385050017268100%	9,466	0.000385050017268100%	0.124789338050973400%	224,516	0.00022428188499390	0.29032589293483800%	3,963,708	0.0002231044749738190	410,184	0.0000004131589028263	
262	SAN MIGUEL AMATLAN	0.0410468814567800%	2,880	0.000410445851823823	0.03280743703394600%	58,666	0.000205138810876051	0.03004586805659800%	1,275,864	0.0001789248682157000	1,275,864	0.0001789248682157000	
263	SAN MIGUEL COATLAN	0.0917185702867200%	4,970	0.000917185702867200%	0.0804289721764500%	144,701	0.0005206896814361282	0.09346606682113600%	1,053,317	0.00000000000000000		0.00000000000000000	
264	SAN MIGUEL CHICAHUA	0.071329686807803700%	4,970	0.0007132968680780370	0.05752072838010700%	103,489	0.00027081904646672	0.07715802906104900%	726,067	0.00000000000000000		0.00000000000000000	
265	SAN MIGUEL CHIMALAPA	0.13819588423407300%	9,629	0.00138195300009430	0.12081137125700300%	217,359	0.00086029845802718	0.05318684756186200%	2,017,937	0.0000662971532866185	448,357	0.000144243784568696	
266	SAN MIGUEL DEL PUERTO	0.1563799308975200%	10,856	0.0015633808761000710	0.143871668848848300%	258,859	0.001075793308856560	0.51408386221601800%	610,475	0.00000000000000000		0.00000000000000000	
267	SAN MIGUEL DEL RIO	0.053727316227025900%	2,350	0.000537316227025900%	0.0238300008101058700%	42,874	0.000040680714303551	0.0328434265248800%	810,475	0.00000000000000000		0.00000000000000000	
268	SAN MIGUEL EUTIQA	0.046974257877056300%	3,273	0.000469773913863004	0.038787542927460700%	69,785	0.000219171915824652	0.04471903150260800%	2,729,370	0.00000000000000000		0.00000000000000000	
269	SAN MIGUEL EL GRANDE	0.1294698381634200%	9,021	0.001294759194814120	0.108073201953979400%	194,441	0.000527818872556760	0.19993412187161800%	1,326,276	0.0003999503824448110	890,933	0.000081298292927013	
270	SAN MIGUEL HUATLA	0.06477079920355700%	4,573	0.0006477079920355700%	0.0518082853387100%	111,203	0.00066013309099299	0.0537577023942200%	733,865	0.00000000000000000		0.00000000000000000	
271	SAN MIGUEL MIXTEPEC	0.1563799308975200%	5,309	0.0015633808761000710	0.143871668848848300%	111,502	0.00033872650457042	0.04270597002634300%	582,940	0.00000000000000000		0.00000000000000000	
272	SAN MIGUEL PANIXTLAHUACA	0.1174141165184300%	8,181	0.0011741165184300%	0.11136471839480800%	200,362	0.001124579538019660	0.08250892973483800%	1,126,358	0.001574449761846650	1,357,473	0.00194289752876200	
273	SAN MIGUEL PENAS	0.0680659326508700%	5,986	0.000680659326508700%	0.038175092327272600%	147,083	0.000894296335270516	0.03949387613788600%	600,362	0.00000000000000000		0.00000000000000000	
274	SAN MIGUEL PEDRAS	0.0962634129492000%	4,917	0.000962634129492000%	0.095534860021941200%	81,924	0.0001601661645036970	0.0439786225903659700%	1,093,839	0.00000000000000000		0.00000000000000000	
275	SAN MIGUEL QUEITZA TEPEC	0.131636998763162500%	9,172	0.001316419846537190	0.12397873123191000%	223,054	0.0011248642214523380	0.097153492321804700%	1,326,276	0.0003999503824448110	890,933	0.000081298292927013	
276	SAN MIGUEL SANTA FLOR	0.06316339966602400%	4,401	0.0006316342875372718	0.04605371113369400%	82,856	0.000096982620888227	0.06526337834262400%	810,933	0.00000000000000000		0.00000000000000000	
277	VILLA SOLA DE VEGA	0.289093332975000%	20,143	0.002890863243488720	0.2561766734944000%	460,805	0.0019099418642811900	0.32663217196470800%	4,468,969	0.0065561382781046500	9,830,282	0.013726844170867000	
278	SAN MIGUEL SOYALTEPEC	0.5946054095780800%	41,430	0.005946045739101670	0.5896251228717000%	1,060,830	0.00601810546833800	0.7200946738176700%	863,789	0.00000000000000000		0.00000000000000000	
279	SAN MIGUEL SUCHITLATEPEC	0.07675476603045100%	5,348	0.0007675476603045100%	0.058267535978031400%	112,734	0.0003375700738823000	0.06327134043321000%	1,093,839	0.00000000000000000		0.00000000000000000	
280	VILLA TALEA DE CASTRO	0.07992797965066900%	5,537	0.0007992797965066900%	0.057661572872650800%	121,734	0.000492258347198491	0.08075802906104900%	3,927,865	0.00000000000000000		0.00000000000000000	
281	SAN MIGUEL TECOMITLAN	0.031301819866575400%	2,181	0.000312998938880801	0.025474267180418200%	46,315	0.0000949661824043671	0.0305249733072200%	416,700	0.00000000000000000		0.00000000000000000	
282	SAN MIGUEL TENANGO	0.04418998028218200%	3,079	0.00044189004133959	0.03331324736819487100%	59,845	0.00005861824043671	0.05367382573011400%	732,720	0.00000000000000000		0.00000000000000000	
283	SAN MIGUEL TEQUILTEPEC	0.06256859028182500%	3,664	0.000625690893167608	0.047323748190487100%	85,143	0.000407015748918114	0.05367382573011400%	9,830,282	0.013726844170867000	1,906,536	0.00056682620268000	
284	SAN MIGUEL TLICUIAPAM	0.1655939464366800%	11,536	0.001655939675607500	0.12628940292896900%	227,215	0.000462880214849747	0.13665918306556900%	1,103,776	0.00041907670865294	1,103,776	0.00000000000000000	
285	SAN MIGUEL TLACAMAMA	0.07962571099470200%	5,548	0.000796239813018834	0.071407093962480700%	148,462	0.00050539609653649	0.08084573396260800%	1,157,953	0.00000000000000000		0.00000000000000000	
286	SAN MIGUEL TLACAMOLCO	0.1072815697087200%	7,475	0.001072748632718270	0.0982200598930700%	146,035	0.000406696997682690	0.08084573396260800%	413,813	0.00000000000000000		0.00000000000000000	
287	SAN MIGUEL TLAXIEMTEPEC	0.041294140717308100%	2,907	0.00041294140717308100%	0.03312884181402000%	57,081	0.00021055300298200%	0.03031298102878200%	753,698	0.00000000000000000		0.00000000000000000	
288	SAN MIGUEL TLANCINGO	0.04530942013988600%	3,167	0.000453092176531142	0.033105528815871700%	59,564	0.000077836662373	0.055210652934524700%	593,093	0.00000000000000000		0.00000000000000000	
289	SAN NICOLAS	0.055413262656637200%	3,881	0.0005541766338418200	0.04193288941718600%	75,444	0.000143283213822939	0.043445475052373200%	593,093	0.00000000000000000		0.00000000000000000	

"2020, Año de la pluriculturalidad de los pueblos indígenas y afromexicano"



COMISIÓN PERMANENTE DE HACIENDA

ASUNTO: DICTAMEN.  
EXPEDIENTE: 1300

Clave	Municipio	Fondo de Compensación del Impuesto Sobre Automóviles Nuevos				Fondo de Fiscalización y Recaudación				Fondo de Fomento Municipal			
		Porcentaje	Monto estimado a distribuir a cada municipio	Coefficiente de distribución del Garantizado 2013	Porcentaje	Monto estimado a distribuir a cada municipio	Coefficiente de distribución del crecimiento (AFOFIR cu)	Porcentaje	Monto estimado a distribuir a cada municipio	Coefficiente de distribución del crecimiento (AFOFIR cu)	Porcentaje	Monto estimado a distribuir a cada municipio	Coefficiente de distribución del crecimiento (AFOFIR cu)
280	SAN NICOLAS HIDALGO	0.041290846291658000%	2.877	0.00041290979374323	0.0329170259339800%	59.223	0.03704982473219300%	505.760	0.000148333565838871	0.03704982473219300%	505.760	0.000148333565838871	
281	SAN PABLO COATLAN	0.084208852644358000%	6.564	0.00084211375501290	0.081910442038559200%	147.370	0.050340674706923500%	687.218	0.000300000000000000	0.050340674706923500%	687.218	0.000300000000000000	
282	SAN PABLO CUATRO VENADOS	0.05857529088223600%	4.094	0.00058575386768286	0.04626660320321800%	83.240	0.0002204539849231972	651.755	0.0003052828737497051	0.047742900008530600%	651.755	0.0003052828737497051	
283	SAN PABLO ETLA	0.276147788276354000%	19.241	0.002761444024893390	0.401168528728447000%	721.797	0.0065054109209598400	3.411.053	0.000649856032966800	0.391274338668139000%	3.411.053	0.000649856032966800	
284	SAN PABLO HUITZO	0.10746814634330000%	7.488	0.001074685728845340	0.12921529267377000%	232.479	0.001582288572871730	2.445.664	0.003324950324542470	0.17915184974873000%	2.445.664	0.003324950324542470	
285	SAN PABLO HUIXTEPEC	0.2260945088926000%	15.789	0.002260949303511690	0.21507157610924000%	388.091	0.00211765042071800	4.087.812	0.004525559375947980	0.299443865619471200%	4.087.812	0.004525559375947980	
286	SAN PABLO MAQUILITANIGUIS	0.094441959307347300%	6.943	0.0009444165831822283	0.053705281930949000%	60.843	0.000435718460142867	583.456	0.000397139284824503	0.03801958987812500%	583.456	0.000397139284824503	
287	SAN PABLO MALIATEPEC	0.08900465393595700%	4.808	0.00089006832575871	0.05662763383389900%	101.882	0.000352828627198666	884.410	0.000532854034481813	0.06112290768661800%	884.410	0.000532854034481813	
288	SAN PABLO VILLA DE MITLA	0.2372250289681800%	16.329	0.002372320763323200	0.297813633605672000%	463.848	0.0003892410574668220	3.068.261	0.000384009494865840	0.22475885223466000%	3.068.261	0.000384009494865840	
289	SAN PABLO YAGANIZA	0.09587252847203200%	3.893	0.000958795809810522	0.04110715143278900%	73.959	0.00013895283684018	585.936	0.000000000000000000	0.0292174909173000%	585.936	0.000000000000000000	
290	SAN PEDRO AMUZOGOS	0.113594746258000%	7.915	0.00113594746258000%	0.104641604176108000%	188.267	0.00088402078763027	1.151.597	0.000000000000000000	0.0643577583778667400%	1.151.597	0.000000000000000000	
291	SAN PEDRO APÓSTOL	0.1143284238889000%	7.986	0.001143284238889000%	0.09056576403824000%	163.178	0.00096597604931849	1.890.875	0.000000000000000000	0.116521471698843000%	1.890.875	0.000000000000000000	
301	SAN PEDRO ATAC	0.0745463620799000%	7.069	0.00074546362079900%	0.092065739616174200%	165.641	0.000566959761948881	788.072	0.000000000000000000	0.0577241272910000%	788.072	0.000000000000000000	
302	SAN PEDRO CALONGOS	0.04338624561287200%	3.023	0.0004338624561287200%	0.0332638542518000%	59.847	0.000137600178809138	409.658	0.000000000000000000	0.03000861671533400%	409.658	0.000000000000000000	
304	SAN PEDRO COXCATLATEPEC CANTAROS	0.0642983263953500%	14.917	0.000642983263953500%	0.194854809225400000%	350.375	0.000156899088747330	491.563	0.000000000000000000	0.036008389012881600%	491.563	0.000000000000000000	
305	SAN PEDRO COMITANCILLO	0.07411398340271500%	5.164	0.0007411398340271500%	0.08552045897724900%	153.865	0.0009432359854474330	1.728.164	0.0002502647616384430	0.12859239726388300%	1.728.164	0.0002502647616384430	
306	SAN PEDRO EL ALTO	0.09653188465689700%	6.726	0.0009653188465689700%	0.08106504762304000%	145.848	0.000491313673623412	1.085.173	0.000000000000000000	0.08022453872388800%	1.085.173	0.000000000000000000	
307	SAN PEDRO HUAMELULA	0.1615198460382700%	11.254	0.001615198460382700%	0.17035559888048200%	308.497	0.001864096282002870	781.313	0.000000000000000000	0.057233401002818000%	781.313	0.000000000000000000	
308	SAN PEDRO HUICOTEPEC	0.07454636207129700%	5.222	0.0007454636207129700%	0.075980819880419300%	136.571	0.000638824161919770	2.074.875	0.000000000000000000	0.151989500002418000%	2.074.875	0.000000000000000000	
309	SAN PEDRO IXCATLAN	0.21408952716861900%	14.917	0.0021408952716861900%	0.194854809225400000%	350.375	0.000156899088747330	491.563	0.000000000000000000	0.036008389012881600%	491.563	0.000000000000000000	
310	SAN PEDRO IXTLALHUACA	0.10889846388817000%	7.594	0.001088984638881700%	0.117683808004413000%	211.732	0.00129007682493000	1.822.914	0.000253631265250660	0.133533639350769000%	1.822.914	0.000253631265250660	
311	SAN PEDRO JALTÉPEC	0.05113863521986070%	3.563	0.0005113863521986070%	0.0393166787443700%	70.737	0.000137616037016208	693.120	0.000000000000000000	0.05077301300409900%	693.120	0.000000000000000000	
312	SAN PEDRO JICAYAN	0.18861566207353400%	13.156	0.001886152044095760	0.18023354241663400%	324.269	0.0016251629252343580	1.063.793	0.000000000000000000	0.07792566898872400%	1.063.793	0.000000000000000000	
313	SAN PEDRO JOCOITPAC	0.06710860279461700%	3.978	0.00067107192212800%	0.0415386094214200%	74.731	0.000100460658503896	632.410	0.000000000000000000	0.04632583285182400%	632.410	0.000000000000000000	
314	SAN PEDRO JUCHITÁN	0.065794286743700%	4.583	0.00065794286743700%	0.053689903361744800%	96.955	0.000426597023219390	871.904	0.000000000000000000	0.053689949929168600%	871.904	0.000000000000000000	
315	SAN PEDRO MARTIR	0.0822983472397200%	4.796	0.000822983472397200%	0.055349195858678700%	99.592	0.000284445592899137	984.125	0.000000000000000000	0.072098959161974800%	984.125	0.000000000000000000	
316	SAN PEDRO MARTIR QUIECHAPA	0.07186071163761200%	5.007	0.0007186071163761200%	0.04323572868778400%	77.788	0.000187289116035876	673.032	0.000000000000000000	0.05960987105095600%	673.032	0.000000000000000000	
317	SAN PEDRO MARTIR YUCUACAJ	0.061555894012689420%	4.289	0.00061555894012689420%	0.05235554049171200%	94.196	0.000367573418068290	806.925	0.000336866265872708	0.05910955202894300%	806.925	0.000336866265872708	
318	SAN PEDRO MATEPEC (DIO JIJUILLA)	1.0765328781842000%	75.009	0.010765328781842000%	1.62314579215430000%	2,820.389	0.02889856913668290	13,834.826	0.01874490387681100	1.01343573568789000%	13,834.826	0.01874490387681100	
319	SAN PEDRO MATEPEC (DIO MARIATLAN)	0.0945310309686300%	2.406	0.0009453272098327200%	0.0274044537023400%	49.305	0.0001368968976373305	297.564	0.000000000000000000	0.027197410033240400%	297.564	0.000000000000000000	
320	SAN PEDRO MOLINOS	0.0337129647767800%	2.349	0.000337129647767800%	0.02558583063202800%	46.051	0.00026686117879796	322.536	0.000000000000000000	0.02362668011749100%	322.536	0.000000000000000000	
321	SAN PEDRO NOLALA	0.04628682339295800%	3.232	0.0004628682339295800%	0.03418928624635900%	61.512	0.00010451272828017	455.397	0.000000000000000000	0.03359280944574800%	455.397	0.000000000000000000	
322	SAN PEDRO OCOTEPELILLO	0.0589298037295100%	4.099	0.000589298037295100%	0.042706589295899916	76.836	0.0000997153303809702	673.032	0.000000000000000000	0.0493301508849749100%	673.032	0.000000000000000000	
323	SAN PEDRO OCOTEPEC	0.06610563804067800%	4.606	0.000661056741588659	0.05071366071661100%	99.033	0.000275898115418260	539.249	0.000000000000000000	0.03650152025385500%	539.249	0.000000000000000000	
324	SAN PEDRO POCHUTLA	0.6723791650729300%	46.849	0.006723791650729300%	0.7488868781995200%	1,347.358	0.00924179383530370	8,676.954	0.000000000000000000	0.6502821426807800%	8,676.954	0.000000000000000000	
325	SAN PEDRO QUATONEN	0.1628451100988700%	12.740	0.001628451100988700%	0.177684897807063600%	307.098	0.001823119116791690	2,343.820	0.000000000000000000	0.177684897807063600%	2,343.820	0.000000000000000000	
326	SAN PEDRO SANCARMI	0.1286948278997000%	8.967	0.001286948278997000%	0.114868930681432000%	206.664	0.000869194875037497	1,993.202	0.000465768388686329	0.14600772026571000%	1,993.202	0.000465768388686329	
327	SAN PEDRO TAPANATEPEC	0.5539173488439300%	38.359	0.005539173488439300%	0.5437870540400000%	68.790	0.00488478670047300	6,988.087	0.00095969746381720	0.63715963280975300%	6,988.087	0.00095969746381720	
328	SAN PEDRO TAVIARE	0.0495145103117600%	3.450	0.000495145103117600%	0.03823450710093500%	68.790	0.0001522128282876758	482.768	0.000000000000000000	0.03801958987812500%	482.768	0.000000000000000000	
329	SAN PEDRO TEZOACALCO	0.05628879797549420%	3.922	0.0005628879797549420%	0.04299061321541800%	77.347	0.000182164276852702	482.355	0.000000000000000000	0.036008389012881600%	482.355	0.000000000000000000	
330	SAN PEDRO TEUTILAN	0.0851827920761560%	6.632	0.00085180306858271	0.0836339026434950%	150.480	0.000601114715278889	670.152	0.000000000000000000	0.04909054162666150%	670.152	0.000000000000000000	

"2020, Año de la pluriculturalidad de los pueblos indígenas y afromexicano"




COMISIÓN PERMANENTE DE HACIENDA  
 ASUNTO: DICTAMEN.  
 EXPEDIENTE: 1300

Clave	Municipio	Fondo de Compensación del Impuesto Sobre Automóviles Nuevos				Fondo de Fiscalización y Recaudación				Fondo de Fomento Municipal			
		Porcentaje	Monto estimado a distribuir a cada municipio	Coefficiente de distribución del Garantizado 2013	Porcentaje	Monto estimado a distribuir a cada municipio	Coefficiente de distribución del crecimiento (AFORIC cu)	Porcentaje	Monto estimado a distribuir a cada municipio	Coefficiente de distribución del crecimiento (AFORIC cu)	Porcentaje	Monto estimado a distribuir a cada municipio	Coefficiente de distribución del crecimiento (AFORIC cu)
331	SAN PEDRO TIDA	0.05628873787494200%	3.922	0.000552913400548002	0.066059712717841400%	118.852	0.000742140230243666	0.057640467377239000%	786.870	0.0003579059059587088	0.057640467377239000%	786.870	0.0003579059059587088
332	SAN PEDRO TOTILTEPEC	0.029077252020537000%	2.026	0.000290784782861074	0.021042586837014400%	37.859	0.00052286808887004	0.025775479178428000%	351.870	0.000202741649768880	0.025775479178428000%	351.870	0.000202741649768880
333	SAN PEDRO TOTOLAPAN	0.0792520171082911000%	5.522	0.000792501282074375	0.0879458659193939000%	158.230	0.001259239702178340	0.054566069794399000%	744.827	0.001552185188998160	0.054566069794399000%	744.827	0.001552185188998160
334	VILLA DE TOTUTTEPEC DE MELCHOR OCAÑO	0.63341335079308000%	44.134	0.006334075965330130	0.710999897829548000%	1,279.201	0.008200253883889680	0.7629687641592000%	10,688.578	0.027279666635619500	0.7629687641592000%	10,688.578	0.027279666635619500
335	SAN PEDRO YANERI	0.057307733889034200%	3.993	0.000573072488594402	0.0422952973204200%	76.096	0.000114954803872055	0.04441246833976200%	606.290	0.0000000000000000000	0.04441246833976200%	606.290	0.0000000000000000000
336	SAN PEDRO YOLOX	0.089226895482317000%	6.217	0.000892268954823108	0.072128656531432400%	129.711	0.000409517923473807	0.081454748027866400%	1,111.967	0.000229673440807712	0.081454748027866400%	1,111.967	0.000229673440807712
337	SAN PEDRO Y SAN PABLO AYUTLA	0.120944720785183000%	8.427	0.0012094510899791360	0.1218301189214300%	219.192	0.001949410643019880	0.08952442817103800%	1,222.129	0.0000000000000000000	0.08952442817103800%	1,222.129	0.0000000000000000000
338	VILLA DE ILLA	0.14626174802864300%	10.191	0.001462617480286400%	0.22559652781599300%	406.366	0.00324038207091220	0.3212069427524200%	4,270.286	0.004970999285949550	0.3212069427524200%	4,270.286	0.004970999285949550
339	SAN PEDRO Y SAN PABLO TEPOSCOLOLA	0.1301073283386800%	9.085	0.0013010761534820330	0.09749104547886500%	175.402	0.00087696370199511	0.12781110580479000%	1,744.793	0.000115348847259850	0.12781110580479000%	1,744.793	0.000115348847259850
340	SAN PEDRO Y SAN PABLO TEQUIQUITEPEC	0.0625752744490100%	4.356	0.0006257523104463889	0.049060113943344700%	88.267	0.00023388845929562	0.03319657849754800%	453.178	0.0000000000000000000	0.03319657849754800%	453.178	0.0000000000000000000
341	SAN PEDRO YUCUANA	0.047620100702674600%	3.318	0.00047620366623052	0.036314166614109700%	65.335	0.00029064603092541	0.03245299885213500%	443.027	0.0000903939767591890	0.03245299885213500%	443.027	0.0000903939767591890
342	SAN RAFAELITO JALPAN	0.0898007346649400%	6.257	0.00089795318273741	0.1265044883925500%	227.242	0.001106351744465640	0.1184280874469200%	1,613.076	0.00101171819678480	0.1184280874469200%	1,613.076	0.00101171819678480
343	SAN SEBASTIAN ABAJULU	0.0701394650763400%	4.887	0.000701413835892638	0.069267620199100%	109.617	0.000947228533283672	0.0665338658775200%	905.912	0.000329990116107505	0.0665338658775200%	905.912	0.000329990116107505
344	SAN SEBASTIAN CORTLAN	0.0809025027989800%	5.537	0.00080908653865894	0.06797393293989600%	122.296	0.000440692957129217	0.06999532502730600%	1,227.963	0.00065277049410890	0.06999532502730600%	1,227.963	0.00065277049410890
345	SAN SEBASTIAN IXCAPA	0.08977466176899300%	6.291	0.00089719818658847	0.0801686507427200%	144.233	0.000566972563613793	0.07950189057692700%	1,086.573	0.00193329648470890	0.07950189057692700%	1,086.573	0.00193329648470890
346	SAN SEBASTIAN NICANANDUTA	0.0588864582744800%	4.103	0.00058880477240559	0.0530036207759500%	95.362	0.00035477592895969	0.041835726206231900%	571.114	0.0000000000000000000	0.041835726206231900%	571.114	0.0000000000000000000
347	SAN SEBASTIAN RIO HONDO	0.08426082669741500%	5.871	0.000842654189144196	0.07298294313518800%	131.308	0.00045098668797483	0.0527785609702800%	712.298	0.0000000000000000000	0.0527785609702800%	712.298	0.0000000000000000000
348	SAN SEBASTIAN TECOMAXTLAHUACA	0.1685192347620500%	12.966	0.001685240880154840	0.17365569397841000%	312.429	0.00134025776998410	0.10251428213828200%	789.911	0.000618411677850204	0.10251428213828200%	789.911	0.000618411677850204
349	SAN SEBASTIAN TETIPAC	0.06004897483367500%	4.184	0.000600420973401611	0.048486818040981360%	87.238	0.00024282755467200	0.03829534282822800%	522.783	0.0000000000000000000	0.03829534282822800%	522.783	0.0000000000000000000
350	SAN SEBASTIAN TUTULA	0.3948502062469300%	26.815	0.003948444939421190	0.39540149714635900%	693.399	0.00429910650106490	0.378099932894510900%	5,161.565	0.0004703330359395950	0.378099932894510900%	5,161.565	0.0004703330359395950
351	SAN SIMON ALMOLONGAS	0.07442972899079800%	5.186	0.000744292823239390	0.0657423240866900%	118.281	0.0004658465676594563	0.07981799842927800%	1,089.623	0.00055503070735855	0.07981799842927800%	1,089.623	0.00055503070735855
352	SAN SIMON ZAHUALPAN	0.08726046078528100%	6.080	0.000872551883314940	0.07298294313518800%	131.308	0.00045098668797483	0.0527785609702800%	712.298	0.0000000000000000000	0.0527785609702800%	712.298	0.0000000000000000000
353	SANTA ANA	0.0661485895353500%	4.609	0.00066143958253096	0.05377231288205700%	96.745	0.00029694725412655	0.10251428213828200%	1,389.458	0.00035746584237864	0.10251428213828200%	1,389.458	0.00035746584237864
354	SANTA ANA ATEIXTLAHUACA	0.0479923253886900%	3.344	0.00047992260774266	0.03500744577979800%	62.984	0.00008098840190006	0.0417476252681300%	603.045	0.00025806889857077	0.0417476252681300%	603.045	0.00025806889857077
355	SANTA ANA CUAUHTEMOC	0.0465740098217900%	3.245	0.000465749192521674	0.03436274467871900%	61.923	0.00009471874378888	0.039978473537699500%	545.760	0.0000000000000000000	0.039978473537699500%	545.760	0.0000000000000000000
356	SANTA ANA DEL VALLE	0.09427782621586800%	5.868	0.000942778913523653	0.071988097074608700%	129.331	0.0004319717167047	0.05527051802642800%	754.517	0.0000000000000000000	0.05527051802642800%	754.517	0.0000000000000000000
357	SANTA ANA IATELA	0.06177122086658800%	4.304	0.00061767949110923	0.04408424342368900%	79.262	0.00015840392290491	0.048842342368900%	666.765	0.0000154738008559811	0.048842342368900%	666.765	0.0000154738008559811
358	SANTA ANA ILAPALCOYAN	0.0875818534813000%	6.101	0.00087581367914943	0.07298294313518800%	131.308	0.00045098668797483	0.0527785609702800%	712.298	0.0000000000000000000	0.0527785609702800%	712.298	0.0000000000000000000
359	SANTA ANA YARENI	0.0547674207343000%	3.816	0.000547717665654757	0.0449646697681760%	80.899	0.00026729280682027	0.057146251995900%	760.673	0.0000542614659716202	0.057146251995900%	760.673	0.0000542614659716202
360	SANTA ANA ZEGACHE	0.1097931785807800%	7.650	0.00109790654623690	0.09447328316876700%	169.973	0.000660328219858391	0.13470949422372100%	1,838.966	0.0001912678773703680	0.13470949422372100%	1,838.966	0.0001912678773703680
361	SANTA CATARINA QUIERI	0.0567764247897900%	4.095	0.00056774811807624	0.043414701985683700%	78.110	0.00013258646552100	0.05812818482392400%	793.528	0.00003466897805691	0.05812818482392400%	793.528	0.00003466897805691
362	SANTA CATARINA XITLALA	0.0614689278284300%	4.283	0.000614750223840869	0.05231996833451100%	94.132	0.0003247408626542026	0.0568650030719400%	800.044	0.00048732924310663	0.0568650030719400%	800.044	0.00048732924310663
363	SANTA CATARINA XITLAPA	0.0759330094298800%	5.270	0.000759307180164443	0.061807071583800%	110.841	0.000170089458430230	0.08205608106161600%	1,120.176	0.0001520268009002470	0.08205608106161600%	1,120.176	0.0001520268009002470
364	SANTA CATARINA JUQUILA	0.26347492349546800%	18.358	0.002634749242429510	0.25881242498444400%	465.845	0.00215885248292010	0.29474857498871000%	4,023.715	0.000245801306304040	0.29474857498871000%	4,023.715	0.000245801306304040
365	SANTA CATARINA ACHAHUATO	0.0470316666788380%	3.277	0.00047030018221654	0.035803859212195800%	63.121	0.00014264304549226	0.0355456880696800%	482.639	0.00010084889685609	0.0355456880696800%	482.639	0.00010084889685609
366	SANTA CATARINA LONCHIA	0.1368407976728000%	9.660	0.00136837496627780	0.1044420665819300%	187.908	0.00071422247176209	0.1624710777068200%	2,217.949	0.0000000000000000000	0.1624710777068200%	2,217.949	0.0000000000000000000
367	SANTA CATARINA MECHACAPAN	0.0988328560300800%	6.956	0.000988305167665840	0.08582753237899200%	153.976	0.00056411020088810	0.0642573237499200%	877.199	0.0000000000000000000	0.0642573237499200%	877.199	0.0000000000000000000
368	SANTA CATARINA MINAS	0.1381528208898800%	9.626	0.0013815435814901420	0.1055436917145400%	189.890	0.000413453814901420	0.1439001626714400%	1,984.431	0.00036928036661275	0.1439001626714400%	1,984.431	0.00036928036661275
369	SANTA CATARINA QUARNE	0.0527217559259300%	3.528	0.00052721868307876	0.04898224890029100%	88.150	0.000289224890029100%	0.059892387875400%	814.197	0.00003872254770398	0.059892387875400%	814.197	0.00003872254770398
370	SANTA CATARINA TAYATA	0.04335754141355300%	3.024	0.000433573817705103	0.03718201736986900%	67.916	0.0002232801521093197	0.047939891269100%	654.443	0.00019249239425957077	0.047939891269100%	654.443	0.00019249239425957077



“2020, Año de la pluriculturalidad de los pueblos indígenas y afromexicano”



COMISIÓN PERMANENTE  
DE HACIENDA  
ASUNTO: DICTAMEN.  
EXPEDIENTE: 1300

Clave	Municipio	Fondo de Compensación del Impuesto Sobre Automóviles Nuevos				Fondo de Fiscalización y Recaudación				Fondo de Fomento Municipal			
		Porcentaje	Monto estimado a distribuir a cada municipio	Coefficiente de distribución del Ganarizado 2013	Porcentaje	Monto estimado a distribuir a cada municipio	Coefficiente de distribución del crecimiento (ΔFOFIR <sub>20</sub> )	Porcentaje	Monto estimado a distribuir a cada municipio	Coefficiente de distribución del crecimiento (ΔFFRM <sub>20</sub> )			
371	SANTA CATARINA TICUA	0.05894388728281600%	4.107	0.0005894388728281600%	0.046276009091041900%	83.150	0.000206424055624313	0.055079547855565700%	751.910	0.000254627487877547			
372	SANTA CATARINA YOSONOTU	0.070899124324054100%	4.940	0.00070899124324054100%	0.05442428351895000%	97.918	0.0002106286135082885	0.057848944970544400%	789.716	0.000108162823844674			
373	SANTA CATARINA ZAPOQUILA	0.040185738848269700%	2.800	0.00040185738848269700%	0.02874174439064200%	51.711	0.00052157080634514	0.03439250447054600%	469.504	0.000000000000000000			
374	SANTA CRUZ ACATEPEC	0.05300211684984100%	3.693	0.0005300211684984100%	0.042024246081599020%	75.603	0.0001950089701893131	0.036601958828842800%	499.566	0.000000000000000000			
375	SANTA CRUZ AMELPAS	0.17733392370868600%	12.386	0.0017733392370868600%	0.02542329156323800%	457.381	0.0003857705146886330	0.0297606380691716200%	3,516.674	0.0003967808975881929			
376	SANTA CRUZ DE BRAVO	0.033311077801062500%	2.307	0.00033311077801062500%	0.02430424616981500%	43.792	0.0000657474745486780	0.037149466513788700%	433.243	0.0001358729177597559			
377	SANTA CRUZ ITUNDUAJA	0.19715410390881300%	13.747	0.0019715410390881300%	0.19753772775675300%	355.402	0.0019242458128119400	0.24819163209611800%	3,388.130	0.0006660267483040570			
378	SANTA CRUZ MIXTEPEC	0.07711634781671900%	5.415	0.0007711634781671900%	0.06804174863689650	122.418	0.000489823018132824	0.121045274483093000%	1,652.431	0.0016079630320412930			
379	SANTA CRUZ NUNDAO	0.07415103865109800%	5.167	0.0007415103865109800%	0.06395664821800300%	113.879	0.000411294032819157	0.04147510241562500%	566.191	0.000000000000000000			
380	SANTA CRUZ PAPAQUILA	0.05402111416108100%	3.764	0.0005402111416108100%	0.04945085181886300%	88.970	0.00039246639273634	0.047425117488872800%	610.588	0.00063597722574863			
381	SANTA CRUZ TACACHÉ DE MINA	0.06746898262394300%	4.283	0.0006746898262394300%	0.053146374440517659	95.645	0.000333822798673463	0.094412958826369800%	1,288.864	0.000000000000000000			
382	SANTA CRUZ TAPACHUA	0.054233963902955100%	3.719	0.00054233963902955100%	0.041466823918921700%	74.808	0.0001419485708063342	0.04568402410258900%	623.197	0.000000000000000000			
383	SANTA CRUZ TAYATA	0.048536331280180400%	3.382	0.00048536331280180400%	0.02980505979921200%	53.244	0.00018686703071700%	0.03167921931393900%	432.464	0.00014982556182500			
384	SANTA CRUZ XITLA	0.0948235891064500%	6.816	0.000948235891064500%	0.08854368548188800%	159.321	0.000693027828234909	0.0885107520283200%	1,208.291	0.0021275248639216680			
385	SANTA CRUZ XOXOCOTLAN	0.170878118292800%	119.208	0.00170878118292800%	2.1789727403114000%	3,971.939	0.033843265767897800	1.24418392285163000%	16,944.786	0.0256543302323718000			
386	SANTA CRUZ XOXOCOTTEPEC	0.4030486049379800%	28.083	0.004030486049379800%	0.39474390973787200%	709.128	0.003446934436266990	0.2072432943135800%	2,747.241	0.00516277397666020			
387	SANTA GERTRUDIS	0.07150191040130300%	4.982	0.0007150191040130300%	0.0632800829335800%	113.851	0.000461627430000270	0.08038430418201700%	1,097.354	0.001088348368604230			
388	SANTA INÉS DEL MONTE	0.0784483023912500%	5.466	0.000784483023912500%	0.0628070839120500%	113.000	0.00030372864850362	0.05004403039468700%	1,297.479	0.00227862962567480			
389	SANTA INÉS YAIZCHE	0.0719811798848300%	5.014	0.000719811798848300%	0.0541191411882800%	97.989	0.000181320784423965	0.05689740145848800%	886.858	0.000000000000000000			
390	SANTA LUCIA DEL CARMINO	0.0870215588282000%	60.411	0.000870215588282000%	1.085484126198000%	1,994.636	0.017937683216575000	0.0686027008093500%	8,283.574	0.014859543765077500			
391	SANTA LUCIA MIHUATLAN	0.092010989307228200%	6.411	0.00092010989307228200%	0.079511537853609700%	136.577	0.00043746391897484	0.085145665955447200%	1,162.383	0.00083450822596345			
392	SANTA LUCIA MONTEVERDE	0.1788835761813200%	10.304	0.001788835761813200%	0.12630782487166100%	227.248	0.000881246922850762	0.10039830041294800%	1,370.572	0.000000000000000000			
393	SANTA LUCIA OCOTLAN	0.090805416922731100%	6.327	0.00090805416922731100%	0.081633646286929700%	146.872	0.000504368512857057	0.09504403039468700%	2,157.479	0.00227862962567480			
394	SANTA MARIA ALOTEPEC	0.0658883303768700%	4.577	0.000658883303768700%	0.05473164920269300%	98.471	0.000366597156824560	0.034250320369585100%	467.563	0.000000000000000000			
395	SANTA MARIA APAZCO	0.07526214658481800%	5.244	0.0007526214658481800%	0.05473164920269300%	103.374	0.00022014125672837	0.05116718657373500%	698.501	0.000000000000000000			
396	SANTA MARIA LA ASUNCIÓN	0.09351795427057800%	6.516	0.0009351795427057800%	0.07636718610922800%	137.386	0.00029277036417235	0.053270002925681800%	754.510	0.000000000000000000			
397	HEROICA CIUDAD DE TLAXIACO	0.78632008572192100%	54.788	0.0078632008572192100%	0.797535468781386900%	1,434.894	0.008829897209148650	1.06717750236264000%	14,568.410	0.023610831375717100			
398	AYOQUEZCO DE ALDAMA	0.11531321407566800%	8.022	0.0011531321407566800%	0.117740540670647200%	212.074	0.001144062154240300	0.13279708215622700%	1,812.859	0.001517039946871500			
399	SANTA MARIA ATOMPAM	0.377553650997700%	26.307	0.00377553650997700%	0.611262607198300%	1,099.514	0.0097573703074370	0.4884688447188200%	6,687.955	0.001192570992068800			
400	SANTA MARIA CAMOTILAN	0.0627041040835900%	4.369	0.000627041040835900%	0.0556653715555800%	99.971	0.000282320816519745	0.0546270650729700%	745.733	0.000500868783638192			
401	SANTA MARIA COLOTEPEC	0.39016046247400%	27.185	0.0039016046247400%	0.4811672931089900%	685.697	0.00741166546629630	0.4507659389899300%	6,153.935	0.00873301817426860			
402	SANTA MARIA CORTIJO	0.04750828970008100%	3.310	0.0004750828970008100%	0.0386071588989900%	65.863	0.000141061076196959	0.035751349474108900%	488.084	0.000000000000000000			
403	SANTA MARIA CORTIPEC	0.06642129848961400%	4.628	0.0006642129848961400%	0.0631959998349900%	149.527	0.00111313893830350	0.0891189298247500%	1,216.807	0.00099157209899800			
404	SANTA MARIA CHACHOAPAM	0.0449382686539100%	3.161	0.000449382686539100%	0.0454551152034629	81.773	0.00043211825012240	0.05413466593781800%	739.011	0.00023414739766903			
405	VILLA DE CHILAPA DE DIAZ	0.07118616531221800%	4.960	0.0007118616531221800%	0.0670001515318700%	120.844	0.00068935575301280	0.06720743563743200%	917.472	0.00068075856779150			
406	SANTA MARIA CHILCHOTLA	0.395470228234800%	27.555	0.00395470228234800%	0.35242481668181800%	635.608	0.00271503849723800	0.222625411891789100%	3,039.519	0.000000000000000000			
407	SANTA MARIA CHIMALAPA	0.1587387321342100%	10.921	0.001587387321342100%	0.1428646848868500%	296.497	0.001144688476683110	0.0633568997086100%	864.907	0.000000000000000000			
408	SANTA MARIA DEL ROSARIO	0.0376597777180700%	2.624	0.000376597777180700%	0.0300028880300000%	53.980	0.000135806212698470	0.0450294907347500%	614.712	0.000000000000000000			
409	SANTA MARIA DEL TULE	0.189562538915700%	13.215	0.00189562538915700%	0.17151956239915800%	234.7854	0.00052494504045500	0.17151956239915800%	2,341.473	0.002142439305712400			
410	SANTA MARIA ECATEPEC	0.100335717634300%	6.991	0.00100335717634300%	0.075842054891681800%	136.452	0.00044936391681800	0.0551766437156200%	753.233	0.000000000000000000			
411	SANTA MARIA GUELAJE	0.0451658984303400%	3.147	0.000451658984303400%	0.03424332075128400%	61.953	0.000111767438221968	0.04610387656679100%	629.380	0.000287199349094661			


"2020, Año de la pluriculturalidad de los pueblos indígenas y afromexicano"



COMISIÓN PERMANENTE  
DE HACIENDA  
ASUNTO: DICTAMEN.  
EXPEDIENTE: 1300

Clave	Municipio	Fondo de Compensación del Impuesto Sobre Automóviles Nuevos				Fondo de Fiscalización y Recaudación				Fondo de Fomento Municipal			
		Porcentaje	Monto estimado a distribuir a cada municipio	Coefficiente de distribución del Garantizado 2013	Porcentaje	Monto estimado a distribuir a cada municipio	Coefficiente de distribución del crecimiento (AFORIF, ca)	Porcentaje	Monto estimado a distribuir a cada municipio	Coefficiente de distribución del crecimiento (AFORIF, ca)	Porcentaje	Monto estimado a distribuir a cada municipio	Coefficiente de distribución del crecimiento (AFORIF, ca)
412	SANTA MARIA GUIENAGATI	0.090862825120664400%	6.331	0.00090862825120664400%	0.090907417960238000%	163.557	0.000907417960238000%	0.090907417960238000%	0.078999140566991100%	1,078.431	0.078999140566991100%	0.001872652356901250	
413	SANTA MARIA HUATULCO	2.77659054435314000%	193.463	0.027765905443531400%	3.61768525426011000%	6,508.795	0.06329246668863600%	2.28095790429242000%	0.14053141070828000%	31,138.147	0.14053141070828000%	0.000954138974844751	
414	SANTA MARIA HUAZOLOTILAN	0.1914563397386300%	13.340	0.001914563397386300%	0.177119311524619000%	318.666	0.001914563397386300%	0.177119311524619000%	0.0006494343451178242	1,314.559	0.0006494343451178242	0.00029494950675620717	
415	SANTA MARIA PALAPA	0.0982254289287700%	6.844	0.000982254289287700%	0.08713788281078800%	156.775	0.000982254289287700%	0.08713788281078800%	0.0481234575460000%	656.950	0.0481234575460000%	0.000072420624634161	
416	SANTA MARIA IXCATLAN	0.04909836119888000%	3.421	0.0004909836119888000%	0.18053979947688000%	63.734	0.0004909836119888000%	0.18053979947688000%	0.201597767020899000%	2,752.081	0.201597767020899000%	0.000697934352493830	
417	SANTA MARIA JUCATEPEC	0.2456927346781900%	14.082	0.002456927346781900%	0.1917383833198800%	345.076	0.002456927346781900%	0.1917383833198800%	0.04540432403842600%	2,835.335	0.04540432403842600%	0.00012318688882812	
418	SANTA MARIA JALAPA DEL MARQUES	0.450223291507200%	3.137	0.00450223291507200%	0.03250794637602833	58.487	0.00450223291507200%	0.03250794637602833	0.00023637985660705	607.544	0.00023637985660705	0.000000000000000000	
419	SANTA MARIA JALAPA DEL MARQUES	0.067847289160700%	4.723	0.00067847289160700%	0.05778082786883000%	93.162	0.00067847289160700%	0.05778082786883000%	0.04209175888518000%	574.601	0.04209175888518000%	0.000000000000000000	
420	SANTA MARIA LACHIXO	0.196657816787200%	13.702	0.00196657816787200%	0.15331098019933000%	275.831	0.00196657816787200%	0.15331098019933000%	0.165463529805633000%	2,258.800	0.165463529805633000%	0.001141996937477470	
421	SANTA MARIA MATEOQUILLA	0.044470072730450%	3.099	0.00044470072730450%	0.0421831307264500%	75.905	0.00044470072730450%	0.0421831307264500%	0.04003070287191900%	546.473	0.04003070287191900%	0.00015972874052424	
422	SANTA MARIA MATEOQUILLA	0.040745498124300%	2.839	0.00040745498124300%	0.0309572215805800%	55.715	0.00040745498124300%	0.0309572215805800%	0.02939959567193800%	400.934	0.02939959567193800%	0.000000000000000000	
423	SANTA MARIA MATEOQUILLA	0.038657619291400%	7.237	0.00038657619291400%	0.0861874819108100%	155.055	0.00038657619291400%	0.0861874819108100%	0.15144271821565400%	2,067.397	0.15144271821565400%	0.000000000000000000	
424	SANTA MARIA MATEOQUILLA	0.075936693682400%	5.291	0.00075936693682400%	0.0780314080386200%	140.391	0.00075936693682400%	0.0780314080386200%	0.0733249459545800%	1,007.230	0.0733249459545800%	0.0006066327314098806	
425	SANTA MARIA MATEOQUILLA	0.1634413923124700%	11.388	0.001634413923124700%	0.1520516717999000%	273.576	0.001634413923124700%	0.1520516717999000%	0.06502376282520500%	887.662	0.06502376282520500%	0.000000000000000000	
426	SANTA MARIA MATEOQUILLA	0.22195444873000%	15.465	0.0022195444873000%	0.21836911446193000%	392.881	0.0022195444873000%	0.21836911446193000%	0.13392151335395000%	1,828.209	0.13392151335395000%	0.000156812813898419	
427	SANTA MARIA MATEOQUILLA	0.0668661984286900%	4.659	0.000668661984286900%	0.05292080425279700%	95.213	0.000668661984286900%	0.05292080425279700%	0.04828249144916700%	658.848	0.04828249144916700%	0.000000000000000000	
428	SANTA MARIA MATEOQUILLA	0.06345041065519200%	4.421	0.0006345041065519200%	0.047931253823200%	86.236	0.0006345041065519200%	0.047931253823200%	0.0499072631049200%	614.184	0.0499072631049200%	0.000000000000000000	
429	SANTA MARIA MATEOQUILLA	0.10270326923700%	7.156	0.010270326923700%	0.09086847826164500%	162.080	0.010270326923700%	0.09086847826164500%	0.05928246566920100%	809.422	0.05928246566920100%	0.000000000000000000	
430	SANTA MARIA MATEOQUILLA	0.08355763194824300%	5.822	0.0008355763194824300%	0.0734959602904800%	132.231	0.0008355763194824300%	0.0734959602904800%	0.0672551988609800%	918.165	0.0672551988609800%	0.000000000000000000	
431	SANTA MARIA MATEOQUILLA	0.0476344621523200%	3.319	0.000476344621523200%	0.03945729398622200%	68.326	0.000476344621523200%	0.03945729398622200%	0.03834066839424700%	523.200	0.03834066839424700%	0.000000000000000000	
432	SANTA MARIA MATEOQUILLA	0.0567336519097800%	3.953	0.000567336519097800%	0.0430945526021800%	77.534	0.000567336519097800%	0.0430945526021800%	0.04941373391697200%	674.564	0.04941373391697200%	0.000000000000000000	
433	SANTA MARIA MATEOQUILLA	0.0744153764413400%	5.185	0.000744153764413400%	0.0620995315419700%	111.727	0.000744153764413400%	0.0620995315419700%	0.058282832378700%	577.565	0.058282832378700%	0.000000000000000000	
434	SANTA MARIA MATEOQUILLA	0.08355763194824300%	5.822	0.0008355763194824300%	0.0734959602904800%	132.231	0.0008355763194824300%	0.0734959602904800%	0.0672551988609800%	918.165	0.0672551988609800%	0.000000000000000000	
435	SANTA MARIA MATEOQUILLA	0.050504682439500%	3.519	0.00050504682439500%	0.03945729398622200%	68.326	0.00050504682439500%	0.03945729398622200%	0.03834066839424700%	523.200	0.03834066839424700%	0.000000000000000000	
436	SANTA MARIA MATEOQUILLA	0.0567336519097800%	3.953	0.000567336519097800%	0.0430945526021800%	77.534	0.000567336519097800%	0.0430945526021800%	0.04941373391697200%	674.564	0.04941373391697200%	0.000000000000000000	
437	SANTA MARIA MATEOQUILLA	0.0790941436849700%	5.511	0.000790941436849700%	0.052744616928484800%	94.896	0.000790941436849700%	0.052744616928484800%	0.04627162565509400%	631.670	0.04627162565509400%	0.000000000000000000	
438	SANTA MARIA MATEOQUILLA	0.3617721106395300%	25.207	0.003617721106395300%	0.3614696625037900%	686.325	0.003617721106395300%	0.3614696625037900%	2.1438732807258000%	29,266.745	0.003617721106395300%	0.00879303939362310	
439	SANTA MARIA MATEOQUILLA	0.05559839049300%	3.874	0.0005559839049300%	0.0404716620074800%	72.815	0.0005559839049300%	0.0404716620074800%	0.06959218207133800%	950.027	0.06959218207133800%	0.000000000000000000	
440	SANTA MARIA MATEOQUILLA	0.1440228157144700%	10.035	0.001440228157144700%	0.14150332482466800%	254.887	0.001440228157144700%	0.14150332482466800%	0.12339646382268000%	1,692.035	0.12339646382268000%	0.000000000000000000	
441	SANTA MARIA MATEOQUILLA	0.0378978895800%	2.275	0.000378978895800%	0.0292573116091800%	40.813	0.000378978895800%	0.0292573116091800%	0.0310921707262200%	424.450	0.0310921707262200%	0.000096710706851899	
442	SANTA MARIA MATEOQUILLA	0.2929670756885200%	2.088	0.002929670756885200%	0.02347984478167400%	42.244	0.002929670756885200%	0.02347984478167400%	0.02672505566862700%	364.353	0.02672505566862700%	0.000096261232327220	
443	SANTA MARIA MATEOQUILLA	0.0412492544889200%	2.881	0.000412492544889200%	0.02943134374619200%	55.950	0.000412492544889200%	0.02943134374619200%	0.0341095894177800%	465.647	0.0341095894177800%	0.000000000000000000	
444	SANTA MARIA MATEOQUILLA	0.06345041065519200%	4.421	0.0006345041065519200%	0.047931253823200%	86.236	0.0006345041065519200%	0.047931253823200%	0.0499072631049200%	620.870	0.0499072631049200%	0.000000000000000000	
445	SANTA MARIA MATEOQUILLA	0.1363301176049200%	9.499	0.001363301176049200%	0.12739888139213000%	229.202	0.001363301176049200%	0.12739888139213000%	0.1107664301864900%	1,512.152	0.1107664301864900%	0.000000000000000000	
446	SANTA MARIA MATEOQUILLA	0.2435629830684700%	16.972	0.002435629830684700%	0.2424433684329238200%	436.223	0.002435629830684700%	0.2424433684329238200%	0.39795671700529000%	5,432.564	0.39795671700529000%	0.000965830686844690	
447	SANTA MARIA MATEOQUILLA	0.05962682838700%	4.178	0.0005962682838700%	0.0508209355308900%	91.435	0.0005962682838700%	0.0508209355308900%	0.037481283998247000%	511.670	0.037481283998247000%	0.000000000000000000	
448	SANTA MARIA MATEOQUILLA	0.0953989627884800%	5.950	0.000953989627884800%	0.07348811880184200%	132.217	0.000953989627884800%	0.07348811880184200%	0.05519177162196900%	755.442	0.05519177162196900%	0.000000000000000000	
449	SANTA MARIA MATEOQUILLA	0.22427947895200%	15.827	0.0022427947895200%	0.2197480912357400%	395.362	0.0022427947895200%	0.2197480912357400%	0.07485053767313200%	1,021.812	0.07485053767313200%	0.000000000000000000	
450	SANTA MARIA MATEOQUILLA	0.059460540605800%	4.143	0.00059460540605800%	0.04776828436724200%	80.556	0.00059460540605800%	0.04776828436724200%	0.0476828436724200%	650.662	0.0476828436724200%	0.00040403051555853	
451	SANTIAGO APOALA	0.125235983721800%	8.726	0.00125235983721800%	0.1021693394180100%	183.919	0.00125235983721800%	0.1021693394180100%	0.11842838361861000%	1,589.404	0.11842838361861000%	0.001348342761161140	

“2020, Año de la pluriculturalidad de los pueblos indígenas y afroamericanos”




COMISIÓN PERMANENTE DE HACIENDA

ASUNTO: DICTAMEN.  
EXPEDIENTE: 1300

Clave	Fondo de Compensación del Impuesto Sobre Automóviles Nuevos			Fondo de Fiscalización y Recaudación			Fondo de Fomento Municipal		
	Porcentaje	Monto estimado a distribuir a cada municipio	Coefficiente de distribución del Garantizado 2013	Porcentaje	Monto estimado a distribuir a cada municipio	Coefficiente de distribución del crecimiento (AFOFIR su)	Porcentaje	Monto estimado a distribuir a cada municipio	Coefficiente de distribución del crecimiento (AFFM <sub>su</sub> )
453	0.0694639197822300%	4.840	0.00069470565656289	0.07195913203666000%	129.466	0.02997169510366000%	0.02997169510366000%	409.154	0.00000000000000000
454	0.0786656388100000%	5.481	0.00078665638810000%	0.0638653551569250%	114.904	0.04086417370593000%	0.04086417370593000%	567.851	0.00000000000000000
455	0.07721402608971000%	5.380	0.00077214026089938	0.065050590867093500%	117.037	0.00043641315264873%	0.0811175288419147000%	1,108.152	0.000088347369488693
456	0.05327480768824800%	3.712	0.00053270743752474	0.04449631778463800%	80.056	0.000275850537439350	0.0689103300662566200%	951.544	0.0000479557900706965
457	0.1008349969490000%	7.026	0.00100840501514720	0.07482046291228900%	134.614	0.00040897850244524	0.049885554770357000%	681.005	0.00000000000000000
458	0.05772394281232000%	4.022	0.00057719208591760	0.049597331782722800%	89.910	0.00020671032894791	0.056210498655377500%	767.349	0.000444191654982404
459	0.1174505108240000%	7.786	0.0011741923745980	0.10159018092090500%	182.777	0.000815467708832445	0.12483944165623800%	1,704.917	0.001863554804480570
460	0.1239072428736900%	8.633	0.00123902619924050	0.10318981660780900%	185.655	0.00062791473623135	0.05930523847486700%	809.597	0.00000000000000000
461	0.0445057059702700%	3.101	0.00044505205729870	0.03401086386973000%	61.191	0.00020236328232407	0.04454395719933460%	608.085	0.00004972424008936
462	0.1117163528834900%	7.764	0.0011172106335154110	0.096640648618819370%	173.872	0.00073414777866462	0.1166802838702800%	1,592.843	0.0012957511537179820
463	0.0407588206160200%	2.840	0.00040755669708003	0.03181651242812400%	57.243	0.00024314633666598	0.03553327104905200%	485.077	0.00023367404749674
464	0.03875053533434800%	2.700	0.00038750533434800%	0.03081326534035700%	55.438	0.00015355336226645	0.03253052316632000%	444.393	0.0001239959898128
465	0.0550444080616900%	3.728	0.000550452262530899	0.04379821763677800%	78.900	0.0002433671171894	0.0392713716565800%	535.370	0.00000000000000000
466	0.2127089384437000%	14.779	0.00212711728893590	0.20098711503760300%	361.608	0.00073919836914570	0.0726989065325300%	992.438	0.00000000000000000
467	0.2883757297693300%	20.093	0.002883715874382780	0.3059916680038000%	550.528	0.00318811592966270	0.14744477646660000%	19,330.030	0.00052956692077790
468	0.2425433609090800%	16.900	0.002425432099708390	0.22530346118003900%	405.357	0.00190680197313310	0.25119477801646000%	3,429.147	0.0019244651056160
469	0.5848029592778200%	40.747	0.005848031325190340	0.57284951689341000%	1,030.848	0.004868449336156460	0.49522346003168000%	6,760.466	0.004266888927965030
470	0.1018134386572500%	7.094	0.00101814501448870	0.09250815482384100%	166.437	0.00071861075928286	0.0468056889638000%	639.000	0.00000000000000000
471	0.0492275294400500%	3.430	0.000492302128328055	0.03505191087194900%	63.064	0.000278243584868806	0.03091094816787900%	695.003	0.0002394353582701900
472	0.1919434667290200%	13.792	0.001919417678518160	0.14864380246667300%	267.434	0.000523459712637477	0.15842268959299000%	2,182.683	0.00000000000000000
473	0.0557433609090800%	3.864	0.000557385414087625	0.043830451532187400%	78.858	0.00020506026422285	0.0504767784928000%	689.076	0.00004512523207280
474	0.07424315847840700%	5.173	0.0007423833339125	0.06366588179345800%	114.545	0.00042217263654836	0.05875638725879700%	802.112	0.00197065959116884
475	0.2416311046801700%	16.836	0.002416367648468670	0.2343752502387200%	403.887	0.00185637413848440	0.3547564305517900%	4,842.903	0.00333741725680020
476	0.0365690281975400%	2.548	0.00036567671663845	0.0273699321311100%	49.243	0.00020337853748092	0.03279947481635700%	447.757	0.00014205866547958
477	0.0629767930236900%	4.388	0.000629707651945994	0.09001667193074500%	89.988	0.00022268638289855	0.05728819443741500%	782.061	0.00000000000000000
478	0.062574935938234200%	4.360	0.000625721118233446	0.04954135629629200%	88.773	0.00025325828519855	0.033614417274373500%	459.882	0.00000000000000000
479	0.0331245301409000%	2.308	0.000331210228338884	0.02214422150566800%	39.841	0.000030415713182425	0.0291385172039200%	397.760	0.000193988716991936
480	0.055915584683518100%	3.896	0.0005591536268488	0.0475273252547800%	85.510	0.000282419166818446	0.034424893682718500%	593.054	0.00000000000000000
481	0.0658902506031400%	4.591	0.00065889104357178	0.062060248389300%	111.857	0.00050081390493973%	0.0511246869766500%	697.754	0.00000000000000000
482	1.0449870737095000%	72.811	0.00449867272242000	1.28679476075089000%	2,261.175	0.01338404086704600	0.89898935947088800%	12,245.098	0.0016487406909684800
483	0.1543132357795800%	10.752	0.00154318813702530	0.1490921603363100%	266.338	0.00131014336602020	0.1490921603363100%	2,035.308	0.00000000000000000
484	0.0735768189762300%	7.481	0.00073576234728120	0.07188428478208800%	181.277	0.000491802376382892	0.1165528501028200%	1,524.245	0.001885193926804970
485	0.08381598386361300%	5.840	0.000838103708574801	0.07258942612508800%	130.800	0.000493803385186415	0.09197685809272500%	1,382.225	0.001885193926804970
486	0.0638522684002300%	4.449	0.0006385050535566	0.0700276750202300%	125.991	0.00073960284437752	0.20013868580283800%	2,732.139	0.00116188721806780
487	0.07939653803374200%	5.532	0.00079396817806462	0.06501644847401300%	116.975	0.000605110940626591	0.072446712895940700%	986.987	0.0005693254592876000
488	0.03488898323153100%	2.431	0.000348886960220820	0.02674552946278800%	47.040	0.000097294738668487	0.03511192067000000%	479.325	0.000001863254968665
489	0.1166678100460700%	8.129	0.0011666782956144750	0.10068912004363400%	181.558	0.000651115103001671	0.0611203946037150700%	835.504	0.00000000000000000
490	0.0754917800507300%	5.200	0.0007549138544134638	0.068119582744195200%	122.598	0.00057717298948540	0.05057991601289200%	630.464	0.00000000000000000
491	0.09344619402408100%	6.511	0.00093452910615800%	0.0843063452910615800%	151.885	0.00072651039482400%	0.05067681100544800%	683.494	0.00000000000000000
492	0.12281048218746400%	8.557	0.0012281248464068720	0.09709975174284300%	174.698	0.000560032401851166	0.094203454368521300%	1,286.004	0.0000915811015813700
493	0.03422963795807800%	2.385	0.000342281871923069	0.03191489165875200%	57.420	0.000286806404665660	0.03222084708503200%	439.689	0.000164542638008939


"2020, Año de la pluriculturalidad de los pueblos indígenas y afroamericanos"



COMISIÓN PERMANENTE  
DE HACIENDA  
ASUNTO: DICTAMEN.  
EXPEDIENTE: 1300

Clave	Municipio	Fondo de Compensación del Impuesto Sobre Automóviles Nuevos			Fondo de Fertilización y Recaudación			Fondo de Fomento Municipal		
		Porcentaje	Monto estimado a distribuir a cada municipio	Coefficiente de distribución del Garantizado 2013	Porcentaje	Monto estimado a distribuir a cada municipio	Coefficiente de distribución del crecimiento (AFORIM u)	Porcentaje	Monto estimado a distribuir a cada municipio	Coefficiente de distribución del crecimiento (AFIM u)
484	SANTIAGO TLAZOVALTEPEC	0.11498662025983200%	8,012	0.0011498520524920	0.094781447772316100%	170,527	0.00058782365104957	0.087616104228394500%	1,196,086	0.000000000000000000
485	SANTIAGO XANICA	0.0860835928594700%	5,993	0.00086082445309595	0.07065306868206100%	127,082	0.000390757668802995	0.051072910310219100%	697,214	0.000000000000000000
486	SANTIAGO XIACUI	0.0512798727464300%	3,573	0.000512800728298015	0.04303118068682300%	77,384	0.000261600377461054	0.048027056800329700%	635,634	0.000000000000000000
487	SANTIAGO XIATEPEC	0.1020717757459030%	7,112	0.001020762077357350	0.088901481925353500%	159,948	0.000635907246410458	0.10253982762363000%	1,399,804	0.00160462376711950
488	SANTIAGO YANEO	0.16744489666380200%	11,660	0.00167344114829760	0.133459495164107000%	240,115	0.00086745933394418	0.097039937107033000%	1,325,134	0.000000000000000000
489	SANTIAGO YOLOMEACIL	0.088037251031400%	4,794	0.00088047993848345	0.06558383676138480%	117,930	0.00047195223211952	0.05913383898219200%	943,770	0.000766128120844254
500	SANTIAGO YUSONDUA	0.1610295949224400%	11,220	0.001610295949224400%	0.15553108290167800%	216,227	0.00138813620491820	0.127676603437159400%	1,442,215	0.00277639927318260
501	SANTIAGO YUCUYACHI	0.04618488951684300%	3,218	0.00046189285976342	0.036870212841651800%	66,033	0.0001710288719015880	0.04078271976659400%	556,467	0.00015129747613936
502	SANTIAGO ZACATEPEC	0.121647972068400%	8,478	0.00121646868701280	0.18852518912829500%	339,187	0.00322693936886000	0.05454634068956800%	744,631	0.000000000000000000
503	SANTIAGO ZOOCHILA	0.055643824428660%	3,891	0.00055644110666903	0.04280608668078800%	77,015	0.00012351827294802	0.04172281882553200%	569,574	0.00007954357087814
504	NUÉVO ZOOQUIAPAM	0.0634504106551920%	4,421	0.0006344510753376884	0.0559739508388100%	100,706	0.000374439847668876	0.06185463838865500%	844,339	0.00037276651080073
505	SANTO DOMINGO INGENIO	0.1224947421268800%	8,535	0.001225012639159850	0.288846499817052400%	519,882	0.00596658814369850	0.13879158245102300%	1,894,892	0.00470798022475880
506	SANTO DOMINGO ALERRARUAS	0.042829578116626800%	3,016	0.00042829578116626800%	0.03224949223685900%	58,022	0.000100725450439085	0.037310531862309900%	509,339	0.0001659492345944
507	SANTO DOMINGO ARMENIA	0.079422471029060%	5,534	0.00079423731262899	0.070620270977624500%	126,990	0.00050646394403185	0.08154404242872600%	1,113,186	0.00102523462451900
508	SANTO DOMINGO CHIRUITAN	0.04047277947283900%	2,820	0.00040473423048357	0.03930556241809600%	70,717	0.00032120456339697	0.02823904260107300%	385,501	0.000000000000000000
509	SANTO DOMINGO DE MORELOS	0.1668808088126200%	12,311	0.0016688083718810	0.16814012178160200%	302,511	0.001499710379184130	0.166561883898692400%	2,273,794	0.000313527409628720
510	SANTO DOMINGO IXCALTAN	0.05050486204379500%	3,519	0.000505073683386635	0.03677549282652600%	66,165	0.000366140651932709	0.03116139466161500%	425,355	0.000000000000000000
511	SANTO DOMINGO NUXXA	0.0848062602491570%	5,903	0.00084809808038513	0.07488938821893800%	134,738	0.000553381821019243	0.083017470848086800%	1,133,263	0.00048988715200526
512	SANTO DOMINGO UZCULTEPEC	0.0509497157700200%	3,590	0.00050949463076237	0.05784159496466700%	66,063	0.00010982680332506	0.05920585009060700%	935,210	0.000000000000000000
513	SANTO DOMINGO PETAPA	0.15625076295262700%	10,887	0.001562531143778660	0.14264100152820800%	256,634	0.00115766839198840	0.0707800198722614500%	966,245	0.000000000000000000
514	SANTO DOMINGO ROAYAGA	0.058412841295324100%	4,070	0.000584074242618444	0.0443757098502800%	79,839	0.00015710563336444	0.04874449123937400%	665,974	0.000024509712087256
515	SANTO DOMINGO TEHUANTEPEC	1.23520913662950000%	86,065	0.01235213276892100	1.6574094516510000%	2,981,945	0.02408239718514300	1.31805231208940000%	17,993,189	0.00187100237620800
516	SANTO DOMINGO TEOMULCO	0.10765472298878800%	7,501	0.001076481278950710	0.09838201870687300%	177,005	0.000750494175528001	0.08007686198407000%	1,093,157	0.00170519418223150
517	SANTO DOMINGO TEPXTEPEC	0.1128075730682300%	7,867	0.0011280757577070	0.096068065039450400%	163,167	0.000657204680882684	0.050595559461284600%	690,698	0.000000000000000000
518	SANTO DOMINGO TLATAPAM	0.02863233086952900%	1,995	0.0002863295904913	0.023454538919195000%	42,182	0.000099461602231581	0.03729207773979400%	427,179	0.0000959997327166624
519	SANTO DOMINGO TOMALTEPEC	0.07401351093667800%	5,157	0.000740112379963104	0.071746810793843100%	129,084	0.0007048110413134893	0.07682658239951800%	1,076,089	0.0001952828324882
520	SANTO DOMINGO TONALA	0.1304266031885100%	12,057	0.0013049265992410	0.15032323637121300%	270,454	0.001163155281663890	0.21465428132638400%	2,930,320	0.00312380086947850
521	SANTO DOMINGO TONALTEPEC	0.0394107281282800%	2,746	0.00039408193272849	0.02868450012428300%	51,626	0.0005499566901059	0.03444268870316800%	410,189	0.00007922368647074
522	SANTO DOMINGO XAGACIA	0.0486529831746470%	3,383	0.0004865516382809	0.038684552866003800%	66,281	0.00013225820824519	0.0361089651700800%	492,936	0.000000000000000000
523	SANTO DOMINGO YAHUITLÁN	0.0891405191658770%	6,211	0.00089148818860264	0.07029994681369500%	126,480	0.00061508362150935	0.062081274688138800%	847,999	0.000553938966733748
524	SANTO DOMINGO YODOHINO	0.0344356665088700%	2,399	0.00034426210785992	0.0264832162915800%	47,647	0.000334542376640	0.03098749749038400%	423,021	0.00001695189466646
525	SANTO DOMINGO ZANATEPEC	0.274109726047400%	19,059	0.0027410989098880	0.2534833270715100%	456,457	0.002997311539516930	0.22899213623890400%	3,120,325	0.0039466178871410
526	SANTOS REYES NOPALA	0.2468830208944300%	17,188	0.002468830208944300%	0.253170929731280800%	456,495	0.002807462431189440	0.2126842182748000%	2,903,426	0.0058782484393030
527	SANTOS REYES PALILO	0.0865428542381200%	6,030	0.00086541714633659	0.0681322579515500%	124,380	0.00042962591321076	0.09116066042658800%	1,244,676	0.00063792040673115
528	SANTOS REYES TAPALCO	0.0558854875263800%	3,873	0.00055882417307958	0.04668448271862700%	82,936	0.00032566826735921	0.04428982828897400%	604,340	0.000000000000000000
529	SANTOS REYES YUCUNA	0.0597628399386300%	4,165	0.000597619796418206	0.066373197685400%	87,068	0.00019448882793908	0.042203219324760800%	577,486	0.000000000000000000
530	SANTO TOMAS JALIEZA	0.1015694507166100%	7,077	0.001015654246796590	0.090971283684467600%	163,206	0.000802386480974224	0.09788110389392600%	1,336,208	0.00114483746332150
531	SANTO TOMAS MACATEPEC	0.09899152821981800%	6,333	0.0009899152821981800%	0.0805123445172400%	144,851	0.00058844144425900	0.09882380321927500%	1,349,076	0.000000000000000000
532	SANTO TOMAS TAVAZULTEPEC	0.0732528604321400%	5,104	0.000732528604321400%	0.065014402810458800%	113,373	0.000338449443833488	0.075550878461831300%	1,031,232	0.00006451486942852
533	SANTO TOMAS TAVAZULTEPEC	0.0732528604321400%	5,104	0.000732528604321400%	0.065014402810458800%	113,373	0.000338449443833488	0.075550878461831300%	1,031,232	0.00006451486942852
534	SAN VICENTE CORILÁN	0.0918244124327200%	6,398	0.0009183138282491	0.086517033896812800%	155,658	0.000776282684247892	0.06280984780004500%	867,439	0.000000000000000000


“2020, Año de la pluriculturalidad de los pueblos indígenas y afro mexicano”



**COMISIÓN PERMANENTE DE HACIENDA**  
**ASUNTO: DICTAMEN.**  
**EXPEDIENTE: 1300**

Clave	Municipio	Fondo de Compensación del Impuesto Sobre Automóviles Nuevos			Fondo de Fideicomiso y Recaudación			Fondo de Fomento Municipal		
		Porcentaje	Monto estimado a distribuir a cada municipio	Coefficiente de distribución del Garantizado 2013	Porcentaje	Monto estimado a distribuir a cada municipio	Coefficiente de distribución del crecimiento	Porcentaje	Monto estimado a distribuir a cada municipio	Coefficiente de distribución del crecimiento (AFPM <sub>aj</sub> )
535	SAN VICENTE LACHIXIO	0.085150709436158000%	5,933	0.000851577699871925	0.079435954148104500%	142,918	0.000851577699871925	0.04855975150609000%	662,306	0.000851577699871925
536	SAN VICENTE NIÑU	0.0403208773309800%	3,068	0.000403208773309800%	0.030926538801828800%	55,631	0.000403208773309800%	0.03664572765228700%	486,606	0.000403208773309800%
537	SILACATOAPAN	0.19037993606449000%	13,265	0.001903799360644900%	0.16769823081675000%	301,644	0.001903799360644900%	0.174474142702213000%	2,381,807	0.001903799360644900%
538	SITIO DE VILAPEHUA	0.04919882584388700%	3,428	0.0004919882584388700%	0.03713177033477000%	66,806	0.0004919882584388700%	0.04927895366878000%	671,905	0.0004919882584388700%
539	SOLEDAD TILA	0.083099368363618400%	5,790	0.00083099368363618400%	0.08024663327340800%	144,376	0.00083099368363618400%	0.092825561641454000%	1,287,194	0.00083099368363618400%
540	VILLAS DE TAMAZOUCAPAM DEL PROGRESO	0.17700392596343000%	12,333	0.0017700392596343000%	0.18999318521020900%	340,429	0.0017700392596343000%	0.194591643205332000%	2,596,438	0.0017700392596343000%
541	LANEIZE DE ZARAGOZA	0.05864190942019000%	3,931	0.0005864190942019000%	0.0452434433974327800%	81,394	0.0005864190942019000%	0.05178895675392500%	706,989	0.0005864190942019000%
542	TANICHE	0.05040439769788800%	3,512	0.0005040439769788800%	0.03860078921042000%	69,449	0.0005040439769788800%	0.05132665185180800%	700,876	0.0005040439769788800%
543	TATALTEPEC DE VALDES	0.11787338220110500%	8,213	0.0011787338220110500%	0.102936363640785000%	185,199	0.0011787338220110500%	0.10839451183677000%	1,479,185	0.0011787338220110500%
544	TECOCUILCO DE MARCOS PEREZ	0.049514571063117600%	3,450	0.00049514571063117600%	0.04808663127315500%	86,461	0.00049514571063117600%	0.04835756089315700%	660,142	0.00049514571063117600%
545	TEOTITLAN DE FLORES MAGON	0.3240692716665300%	22,560	0.003240692716665300%	0.30077478781324000%	541,142	0.003240692716665300%	0.305171299493327000%	4,801,356	0.003240692716665300%
546	TEOTITLAN DEL VALLE	0.13980933137404800%	9,741	0.0013980933137404800%	0.1139498425284000%	204,988	0.0013980933137404800%	0.1230098425284000%	1,679,250	0.0013980933137404800%
547	TEOTIUNGO	0.051107648127304000%	3,561	0.00051107648127304000%	0.04832191497238900%	83,340	0.00051107648127304000%	0.048464034743817400%	681,349	0.00051107648127304000%
548	TEPELME VILLA DE MORELOS	0.1025740974784800%	7,147	0.001025740974784800%	0.068680855796327800%	119,989	0.001025740974784800%	0.08150121068286500%	1,109,871	0.001025740974784800%
549	TEPELME VILLA DE MORELOS	0.26041793742104800%	18,145	0.0026041793742104800%	0.22912302118570200%	412,229	0.0026041793742104800%	0.23573923473999000%	3,218,158	0.0026041793742104800%
550	LUNA CUINA DE LA INDEPENDENCIA DE OMAACA	0.15069951931226100%	10,500	0.0015069951931226100%	0.141388750654271000%	254,381	0.0015069951931226100%	0.094984252571667200%	1,296,863	0.0015069951931226100%
551	SAN JERONIMO TLACOCAPATZUN	0.52145301206879900%	36,333	0.0052145301206879900%	0.65320303151054200%	1,174,883	0.0052145301206879900%	0.61784874135974000%	8,434,005	0.0052145301206879900%
552	TLACOLULA DE MATAMOROS	0.03758801763131500%	2,819	0.0003758801763131500%	0.02550745747692200%	45,882	0.0003758801763131500%	0.050088498933247400%	694,710	0.0003758801763131500%
553	TLAXIAC DE CABRERA	0.29645593351066400%	20,856	0.0029645593351066400%	0.0029645481616498200	671,191	0.0029645593351066400%	0.253739239899469000%	3,463,883	0.0029645593351066400%
554	TOTONTEPEC VILLA DE MORELOS	0.14298946875314800%	9,963	0.0014298946875314800%	0.11399040681283000%	205,069	0.0014298946875314800%	0.10249736073107000%	1,399,227	0.0014298946875314800%
555	TRINIDAD ZARCHILLA	0.070038001356555700%	4,980	0.00070038001356555700%	0.062518613977895400%	112,481	0.00070038001356555700%	0.062518613977895400%	918,258	0.00070038001356555700%
556	LA TRINIDAD VISITA HERMOZA	0.03797552286898800%	2,946	0.0003797552286898800%	0.0243086812883500%	47,553	0.0003797552286898800%	0.03729251141284800%	509,093	0.0003797552286898800%
557	UNION HIDALGO	0.39603045272823000%	27,594	0.0039603045272823000%	0.34066885820847000%	612,918	0.0039603045272823000%	0.4886623689847000%	6,887,281	0.0039603045272823000%
558	VALERIO TRUJANO	0.04630942013386800%	3,157	0.0004630942013386800%	0.03686557288477000%	64,870	0.0004630942013386800%	0.0281294584242578200%	384,005	0.0004630942013386800%
559	SAN JUAN BAUTISTA VALLE NACIONAL	0.3764255531282000%	26,228	0.003764255531282000%	0.376883054619024000%	677,983	0.003764255531282000%	0.35539394987875000%	4,851,606	0.003764255531282000%
560	VILLA DIAR ORDAZ	0.16176194944671900%	11,271	0.0016176194944671900%	0.161859960025293000%	291,212	0.0016176194944671900%	0.15055240011876800%	2,055,243	0.0016176194944671900%
561	YAXE	0.1608721223782000%	11,209	0.001608721223782000%	0.12566030616975000%	226,038	0.001608721223782000%	0.1628743469185000%	2,223,454	0.001608721223782000%
562	MAGDALENA YODOUCUNO DE PORFIRIO DIAZ	0.05458213991038800%	3,801	0.0005458213991038800%	0.045923650452634000%	82,624	0.0005458213991038800%	0.0573437208482600%	782,919	0.0005458213991038800%
563	YOXANA	0.0582947239282400%	3,890	0.000582947239282400%	0.08227027902619700%	76,051	0.000582947239282400%	0.041510470651684700%	587,993	0.000582947239282400%
564	YUTANDUCHI DE GUERRERO	0.0651439529727800%	4,539	0.000651439529727800%	0.05022676924842584744	90,366	0.000651439529727800%	0.05162069494876200%	704,692	0.000651439529727800%
565	VILLA DE ZARCHILLA	0.60902921876341000%	42,435	0.0060902921876341000%	0.84710274376923000%	1,514,358	0.0060902921876341000%	0.8398186735575000%	11,464,655	0.0060902921876341000%
566	SAN MATEO YUCUITINDOO	0.08602678444313700%	5,994	0.0008602678444313700%	0.071864643553041000%	129,236	0.0008602678444313700%	0.04945028665610800%	815,063	0.0008602678444313700%
567	ZAPOTITLAN LAGUNAS	0.087266070522800%	6,880	0.00087266070522800%	0.00087266070522800%	135,388	0.00087266070522800%	0.067436595268000%	819,560	0.00087266070522800%
568	ZAPOTITLAN PALMAS	0.0484381692719800%	3,475	0.000484381692719800%	0.041330841944715000%	74,450	0.000484381692719800%	0.0682254070743700%	822,159	0.000484381692719800%
569	SANTA INES DE ZARAGOZA	0.0636082819927300%	4,432	0.000636082819927300%	0.05039795574457900%	90,656	0.000636082819927300%	0.0585268323444314600%	799,495	0.000636082819927300%
570	ZIMATLAN DE ALVAREZ	0.40472779472435900%	28,200	0.0040472779472435900%	0.40837110757190800%	734,617	0.0040472779472435900%	0.38025867635594600%	5,191,043	0.0040472779472435900%

“2020, Año de la pluriculturalidad de los pueblos indígenas y afromexicano”



COMISIÓN PERMANENTE DE HACIENDA

ASUNTO: DICTAMEN.

EXPEDIENTE: 1300

Clave	Municipio	Fondo de Compensación			Fondo Municipal del Impuesto a las Ventas Finales de Gasolina y Diesel			TOTAL ESTIMADO A DISTRIBUIR A LOS MUNICIPIOS PARA EL EJERCICIO FISCAL 2021	
		Porcentaje	Monto estimado a distribuir a cada municipio	Coefficiente de distribución	Porcentaje	Monto estimado a distribuir a cada municipio	Coefficiente de distribución		
	<b>Totales</b>		<b>107,974,958</b>	<b>1.00000000000000000000</b>		<b>100%</b>	<b>87,534,699</b>	<b>1.00000000000000000000</b>	<b>5,507,567,460</b>
1	ABECONES	0.024242424243798600%	25,945	0.000242424243798600%	0.015592673712169800%	13,649	0.00015592673712169800%	13,649	2,234,477
2	ACATEPEC	1.174969390726000000%	1,257,383	0.011749693907260000%	0.07492511775245000%	761,963	0.0007492511775245000%	761,963	41,267,442
3	ASUNCION ACALOTEPEC	0.054835324963260000%	58,682	0.0005483532496326000%	0.035882913129124000%	31,410	0.00035882913129124000%	31,410	2,747,349
4	ASUNCION CUYOTEPIC	0.022621136757430000%	24,208	0.0002262113675743000%	0.016428913524825000%	14,381	0.00016428913524825000%	14,381	1,917,094
5	ASUNCION IXTALTEPEC	0.353906060606130000%	376,733	0.00353906060606130000%	0.642955315354430000%	562,809	0.00642955315354430000%	562,809	27,917,376
6	ASUNCION NOCHITLAN	0.448336396072040000%	478,787	0.00448336396072040000%	0.325420210789761000%	459,925	0.00325420210789761000%	459,925	26,322,143
7	ASUNCION OCOILAN	0.073070159033282000%	76,186	0.00073070159033282000%	0.0486412822416657000%	42,578	0.000486412822416657000%	42,578	4,274,174
8	ASUNCION TLACOLULITA	0.018368460226438000%	19,657	0.00018368460226438000%	0.026378110924003000%	23,090	0.00026378110924003000%	23,090	2,237,483
9	AYOTZINTEPEC	0.182554853608020000%	195,361	0.00182554853608020000%	0.125290886074900000%	109,673	0.00125290886074900000%	109,673	6,986,055
10	EL BARRIO DE LA SOLEDAD	0.324948942454660000%	345,725	0.00324948942454660000%	0.535543053618080000%	468,786	0.00535543053618080000%	468,786	19,650,926
11	CALIHUALA	0.032413126140058000%	34,719	0.00032413126140058000%	0.0210625046960345000%	18,437	0.000210625046960345000%	18,437	1,917,468
12	CANDELARIA LOXICHA	0.309481035328680000%	331,191	0.00309481035328680000%	0.2037432035951820000%	178,346	0.002037432035951820000%	178,346	8,966,759
13	CIENEGUA DE ZIMATLAN	0.072648003931658000%	76,264	0.00072648003931658000%	0.0802390375501283000%	70,237	0.000802390375501283000%	70,237	6,905,168
14	CIUDAD IXTTEPEC	0.630395051876760000%	674,617	0.00630395051876760000%	0.900304689450630000%	788,079	0.00900304689450630000%	788,079	44,666,596
15	COATECAS ALTAS	0.140463541544630000%	150,317	0.00140463541544630000%	0.0870409118275136000%	76,191	0.000870409118275136000%	76,191	5,535,723
16	COICUYAN DE LAS FLORES	0.323114643688130000%	345,781	0.00323114643688130000%	0.179467116234672000%	167,096	0.00179467116234672000%	167,096	7,217,594
17	LA COMPAÑIA	0.092051617681333000%	98,509	0.00092051617681333000%	0.06048919527729000%	52,949	0.0006048919527729000%	52,949	3,549,427
18	CONCEPCION BUENAVISTA	0.021154052179278000%	22,638	0.00021154052179278000%	0.01631010349399000%	14,277	0.0001631010349399000%	14,277	1,890,656
19	CONCEPCION PAPALO	0.07908053768679000%	84,628	0.0007908053768679000%	0.052564297559142000%	46,012	0.00052564297559142000%	46,012	3,156,330
20	CONSTANCIA DEL ROSARIO	0.112216085210080000%	120,088	0.00112216085210080000%	0.083740506156952000%	73,302	0.00083740506156952000%	73,302	5,828,085
21	COSOLAPA	0.394008470269890000%	421,648	0.00394008470269890000%	0.323906960019320000%	283,531	0.00323906960019320000%	283,531	15,004,455
22	COSOLTEPEC	0.0179747228242362000%	19,235	0.000179747228242362000%	0.0263695444796811000%	23,079	0.000263695444796811000%	23,079	2,130,592
23	CULIAPAN DE GUERRERO	0.504471533763158000%	539,860	0.00504471533763158000%	0.466739911603450000%	408,555	0.00466739911603450000%	408,555	18,191,548
24	CUYAMECALCO VILLA DE ZARAGOZA	0.103461237633715000%	110,719	0.00103461237633715000%	0.064829148495797000%	56,748	0.00064829148495797000%	56,748	7,480,254
25	CHAHUITES	0.275544545797201000%	294,874	0.00275544545797201000%	0.306978839074000000%	268,713	0.00306978839074000000%	268,713	13,866,911
26	CHALCATONGO DE HIDALGO	0.234326621685910000%	250,771	0.00234326621685910000%	0.197231500162010000%	172,846	0.00197231500162010000%	172,846	9,259,613

“2020, Año de la pluriculturalidad de los pueblos indígenas y afroamericano”




**COMISIÓN PERMANENTE  
DE HACIENDA**  
**ASUNTO: DICTAMEN.**  
**EXPEDIENTE: 1300**

**Anexo 3. Porcentajes, montos estimados y coeficientes de distribución del FOCO y FUGARU para el ejercicio fiscal 2021**

Clave	Municipio	Fondo de Compensación		Fondo Municipal del Impuesto a las Ventas Finales de Gasolina y Diesel		TOTAL ESTIMADO A DISTRIBUIR A LOS MUNICIPIOS PARA EL EJERCICIO FISCAL 2021
		Porcentaje	Monto estimado a distribuir a cada municipio	Coeficiente de distribución	Coeficiente de distribución	
27	CHIQUIUITAN DE BENITO JUAREZ	0.064829254991690200%	69,377	0.000648292549916902	38,774	3,960,900
28	HEROICA CIUDAD DE EUJALDE CRESCO	0.5407589843653100%	578,693	0.005407589843653100	381,731	19,933,431
29	EL OXOCHILAN DE FLORES MAGON	0.1223959738133900%	130,982	0.001223959738133900	66,544	6,276,094
30	EL ESPINAL	0.1832370013174300%	196,091	0.001832370013174300	193,477	20,266,889
31	TAMAZULAPAM DEL ESPRITO SANTO	0.191348601691534700%	204,771	0.00191348601691534700	113,331	8,329,244
32	FRESNILLO DE TROJANO	0.027443921052859100%	29,369	0.00027443921052859100	16,426	2,490,506
33	GUADALUPE ETILA	0.05956747434945400%	63,746	0.00059567474349454000	59,343	3,060,737
34	GUADALUPE DE RAMIREZ	0.0300873872765400%	32,198	0.00030087387276540000	21,945	2,428,413
35	GUELATON DE JUAREZ	0.011684323215451810%	12,460	0.00011684323215451810	9,316	1,402,598
36	GUEVEA DE RUMBOLDI	0.14442467005406600%	151,556	0.00144424670054066000	88,160	5,005,927
37	MESONES HIDALGO	0.12373410453518100%	132,414	0.00123734104535181000	69,331	4,145,238
38	VILLA HIDALGO	0.05232352658381600%	55,994	0.00052323526583816000	31,235	2,157,496
39	HEROICA CIUDAD DE HUAUJAPAN DE LEON	1.78095196748103000%	1,905,885	0.01780951967481030000	2,436,059	135,023,087
40	HUAUITEPEC	0.2031657121206800%	217,407	0.00203165712120680000	97,273	5,203,187
41	HUAUTLA DE JIMENEZ	0.91775488066407000%	982,135	0.00917754880664070000	487,228	30,951,195
42	IXTLAN DE JUAREZ	0.20111540367825600%	215,218	0.00201115403678256000	195,778	10,421,017
43	HEROICA CIUDAD DE JUCHITAN DE ZARAGOZA	2.2646535075857000%	2,423,518	0.02264653507585700000	1,714,569	114,939,428
44	LONA BONITA	1.0309820421584000%	1,103,305	0.01030982042158400000	903,367	65,003,097
45	MAGDALENA APASCO	0.1941508768709700%	197,115	0.00194150876870970000	166,979	8,874,073
46	MAGDALENA JALTEPEC	0.0843293274746800%	90,245	0.00084329327474680000	75,412	5,795,044
47	SANTA MAGDALENA JICOTILAN	0.0020721272891060%	2,163	0.00002072127289106000	4,917	1,066,194
48	MAGDALENA MIXTEPEC	0.03961408341080300%	42,393	0.00039614083410803000	21,820	2,396,194
49	MAGDALENA OCOTLAN	0.02919498412549020%	31,243	0.00029194984125490200	17,888	2,066,583
50	MAGDALENA PENASCO	0.0992160386647800%	106,176	0.00099216038664780000	56,010	4,212,964
51	MAGDALENA TEITIPAC	0.1406915470681600%	150,561	0.00140691547068160000	78,309	5,749,955
52	MAGDALENA TLACUISITLAN	0.1495256389517100%	160,019	0.00149525638951710000	117,875	7,859,916
53	MAGDALENA TLACOYULAN	0.02970986541800660%	31,794	0.00029709865418006600	25,598	6,560,397
54	MAGDALENA ZAHUALTLAN	0.01015662410016800%	10,869	0.00010156624100168000	10,276	1,581,242
55	MARISCALA DE JUAREZ	0.0875550501459700%	93,697	0.00087555050145970000	169,108	7,726,590
56	MARTIRES DE TACUBAYA	0.0370687827261200%	40,352	0.00037068782726120000	22,272	1,980,895
57	MATIAS ROMERO AVENDANO	1.01434823214382321500%	1,085,597	0.010143482321438232150000	868,749	53,485,438
58	MAZATLAN VILLA DE FLORES	0.3863039410050000%	413,403	0.00386303941005000000	267,553	10,403,322
59	MIAHUATLAN DE PORFIRIO DIAZ	1.0531256731212000%	1,127,002	0.01053125673121200000	767,835	47,000,000
60	MIXTLAN DE LA REFORMA	0.0718273421791200%	76,866	0.00071827342179120000	39,919	50,806,080
61	MONJAS	0.0747465601981800%	79,980	0.00074746560198180000	52,347	3,337,233
62	NATIVIDAD	0.0110051031113600%	11,990	0.00011005103111360000	6,335	4,770,629
63	NAZARENO ETILA	0.08665041980726660%	92,654	0.0008665041980726660000	60,380	2,786,905
64	NEPAPA DE MUJERO	0.1918049624472100%	205,250	0.00191804962447210000	123,166	7,318,003
65	IPANTEPEC NIEVES	0.0337186553422100%	36,148	0.00033718655342210000	20,121	2,727,378
66	SANTITAGO NILTEPEC	0.13280386467095600%	142,120	0.00132803864670956000	98,038	8,874,237
67	OAXACA DE JUAREZ	5.5154420582404000%	5,902,348	0.05515442058240400000	5,307,110	612,734,015

"2020, Año de la pluriculturalidad de los pueblos indígenas y afroamericano"



COMISIÓN PERMANENTE  
DE HACIENDA  
ASUNTO: DICTAMEN.  
EXPEDIENTE: 1300

Clave	Municipio	Fondo de Compensación		Fondo Municipal del Impuesto a las Ventas Finales de Gasolina y Diesel		TOTAL ESTIMADO A DISTRIBUIR A LOS MUNICIPIOS PARA EL EJERCICIO FISCAL 2021
		Porcentaje	Monto estimado a distribuir a cada municipio	Coefficiente de distribución	Porcentaje	
68	Ocotlán de Morelos	0.53911902670528000%	576.938	0.005391190267052800	0.59018309844063000%	28,505,929
69	La Te	0.074393333856187200%	79.512	0.000743933338561872	0.04736778963272800%	2,964,777
70	Pinotepa de Don Luis	0.18227545594314600%	195.062	0.001822754559431460	0.13633706364818200%	7,196,332
71	Pluma Hidalgo	0.08779230427276800%	87.530	0.000877923042727680	0.0518114535494060%	6,528,033
72	San José del Progreso	0.18736726505092900%	200.511	0.001873672650509290	1.0828265256130400%	27,510,487
73	Putla Villa de Guerrero	0.81655220912062900%	873.833	0.008165522091206290	0.8129944903343700%	37,316,586
74	Santa Catarina Quioquitani	0.0123207054071900%	13.185	0.000123207054071900	0.00056409066786650%	1,925,778
75	Reforma de Pineta	0.0666890876566600%	71.378	0.000666890876566600	0.07272316800331200%	6,883,114
76	La Reforma	0.0271902953906700%	88.588	0.000271902953906700	0.0066697391625200%	3,988,390
77	Reyes Etla	0.0909715558885109100%	97.079	0.00090971555888510910	0.06628114412081600%	3,493,721
78	Romas de Cuauhtemoc	0.02474046655138100%	26.476	0.0002474046655138100%	0.0380694745972500%	2,640,187
79	Salina Cruz	1.9497371719739700%	2,085.511	0.019497371719739700	3.3842510842471000%	141,597,105
80	San Agustín Atenango	0.1382021361909200%	40.882	0.001382021361909200	0.02665226791165200%	2,294,404
81	San Agustín Chetumco	0.0470202693767700%	50.319	0.000470202693767700	0.033319336003842500%	2,487,785
82	San Agustín de las Juntas	0.1067270584683000%	113.727	0.001067270584683000	0.07434080512460500%	3,950,382
83	San Agustín Etla	0.0533682406393100%	57.112	0.000533682406393100	0.049934463395431500%	8,896,886
84	San Agustín Ixta	0.0874270362782800%	83.560	0.000874270362782800	0.1328277669715900%	5,697,782
85	San Agustín Loxicha	0.75588872851841500%	808.914	0.0075588872851841500	0.50361597131398700%	18,654,251
86	San Agustín Tlaxiotepec	0.22381349343705700%	25.484	0.0022381349343705700	0.01936894910390900%	2,081,442
87	San Agustín Tlaxiotepec	0.1080148087773000%	115.592	0.001080148087773000	0.08778804391616700%	5,014,513
88	San Andrés Cabecera Nueva	0.0808428042279100%	86.514	0.000808428042279100	0.049934463395431500%	3,585,602
89	San Andrés Dinitcúti	0.0533682406393100%	57.112	0.000533682406393100	0.03765661950129800%	2,968,583
90	San Andrés Huaxapal Tepec	0.1566399226542700%	166.588	0.001566399226542700	0.1288088798468000%	7,084,857
91	San Andrés Huayapam	0.1165519309287900%	124.728	0.001165519309287900	0.1719879951941200%	6,159,911
92	San Andrés Ixtlauca	0.03899657122692600%	41.272	0.000389965712269260	0.03516549433745200%	2,644,309
93	San Andrés Lagunas	0.01183853195504800%	12.669	0.000118385319550480	0.01630439147374500%	1,491,921
94	San Andrés Nuxino	0.0434462620466800%	46.494	0.000434462620466800	0.03207756305095400%	2,582,386
95	San Andrés Paxtlán	0.12434243070854600%	133.065	0.0012434243070854600	0.07598472464045300%	4,736,579
96	San Andrés Sinaxtla	0.0165726448966600%	17.671	0.000165726448966600	0.02154459913081500%	1,726,957
97	San Andrés Soalá	0.0439406863249300%	47.023	0.000439406863249300	0.03275959028841900%	2,439,813
98	San Andrés Teotilalpam	0.1224576647462700%	131.048	0.001224576647462700	0.07831294421884600%	4,117,089
99	San Andrés Tepetlapa	0.011327107630201500%	14.201	0.00011327107630201500	0.00065258973245200%	2,190,928
100	San Andrés Yaa	0.011437653168316830%	12.240	0.00011437653168316830	0.00046718363593900%	1,952,837
101	San Andrés Zabache	0.0200579437500000%	21.465	0.000200579437500000	0.0130416833221280%	2,072,638
102	San Andrés Zautla	0.1089010528897200%	116.547	0.001089010528897200	0.083156737649831900%	3,884,346
103	San Antonio Castillo Velasco	0.1603014964529200%	171.553	0.001603014964529200	0.19050004513681000%	9,275,995
104	San Antonio El Alto	0.06955689706743000%	74.435	0.0006955689706743000	0.0697369165664600%	5,070,663
105	San Antonio Monte Verde	0.18838768314964000%	201.003	0.0018838768314964000	0.1304397140394000%	5,920,304
106	San Antonio Acutla	0.0064306842417870%	6.946	0.000064306842417870%	0.000274433257657300%	1,276,349
107	San Antonio de la Cal	0.51558427195131200%	551.763	0.0051558427195131200	0.4884235805667400%	20,939,683
108	San Antonio Huitepec	0.1223922824610500%	130.978	0.001223922824610500	0.081495662072817400%	4,587,795



"2020, Año de la pluriculturalidad de los pueblos indígenas y afromexicano"



**COMISIÓN PERMANENTE  
DE HACIENDA  
ASUNTO: DICTAMEN.  
EXPEDIENTE: 1300**

Clave	Municipio	Fondo de Compensación			Fondo Municipal del Impuesto a las Ventas Finales de Gasolina y Diesel			TOTAL ESTIMADO A DISTRIBUIR A LOS MUNICIPIOS PARA EL EJERCICIO FISCAL 2021
		Porcentaje	Monto estimado a distribuir a cada municipio	Coefficiente de distribución	Porcentaje	Monto estimado a distribuir a cada municipio	Coefficiente de distribución	
108	SAN ANTONIO NANAHUATIPAM	0.029542593082710300%	31,615	0.000295425930827103	0.022923480892988500%	20,066	0.00029234808929885	1,797,923
110	SAN ANTONIO SINICARUA	0.0419781782746300%	44,924	0.0004197817827463	0.030424502616338500%	26,632	0.000304245026163385	2,686,434
111	SAN ANTONIO TEPELAPA	0.1165248319172200%	124,699	0.0011652483191722	0.078312949218816500%	68,551	0.00078312949218806	5,314,975
112	SAN BALTAZAR CHICHICAPAN	0.08592442894039400%	70,549	0.00085924428940394	0.0513807670006200%	44,976	0.00051380767000620	6,902,964
113	SAN BALTAZAR LOXICHA	0.03761108545639900%	81,450	0.00037611085456399	0.08562204571548700%	74,949	0.00085622045715487	5,759,164
114	SAN BALTAZAR TAJAZARTEL BUO	0.0786930794887800%	17,966	0.0007869307948878	0.01222866221475200%	10,708	0.00012228662214752	1,822,828
115	SAN BARTOLO COYTEPEC	0.2045134682389100%	218,960	0.0020451346823891	0.1822099189493500%	191,019	0.00182209918949350	9,359,708
116	SAN BARTOLOME AYUTLA	0.1287044374765200%	173,433	0.0012870443747652	0.0782117025284200%	68,482	0.0007821170252842	4,075,030
117	SAN BARTOLOME LOXICHA	0.08592442894039400%	70,549	0.00085924428940394	0.0435164513983600%	38,082	0.00043516451398360	3,765,643
118	SAN BARTOLOME OJIALANA	0.08871655203425200%	73,537	0.00088716552034252	0.0938770582823300%	82,175	0.0009387705828233	7,426,315
119	SAN BARTOLOME YUCUARE	0.07066300933183500%	11,304	0.00070663009331835	0.006843006623362600%	5,990	0.00006843006623363	1,263,192
120	SAN BARTOLOME ZOOGUORO	0.0095221713386570%	9,120	0.00009522171338657	0.0095127994298910%	8,227	0.00009512799429891	1,814,837
121	SAN BARTOLOME ZOTALTEPEC	0.01678550347952100%	17,963	0.00016785503479521	0.01228894102918200%	10,757	0.00012288941029182	1,737,234
122	SAN BARTOLO YAUTEPEC	0.01519413767903500%	16,760	0.00015194137679035	0.01194611978593400%	10,457	0.00011946119785934	1,685,018
123	SAN BERNARDO MIXTEPEC	0.0730056620659200%	78,127	0.00073005662065922	0.04898193106321800%	43,664	0.00048981931063218	3,375,519
124	SAN ELIAS ATEPIA	0.518887275526386260%	555,287	0.00518887275526386	0.4060928747483000%	355,472	0.00406092874748300	17,553,276
125	SAN CARLOS YAUTEPEC	0.32107287282213400%	343,596	0.003210728728221340	0.2687380068701900%	235,239	0.00268738006870190	12,874,788
126	SAN CRISTOBAL AMATLAN	0.14713457158885000%	157,456	0.001471345715888500	0.0919878242850200%	80,521	0.00091987824285023	4,897,859
127	SAN CRISTOBAL AXMALTEPEC	0.228228680019289100%	30,851	0.002282286800192891	0.02134535800768900%	18,683	0.00021345358007689	2,445,028
128	SAN CRISTOBAL LACHRISOAS	0.0300415947491500%	32,149	0.0003004159474915054	0.021919307679346700%	19,167	0.000219193076793467	2,367,468
129	SAN CRISTOBAL SUCHIXTLAHUACA	0.0685292928686260%	9,225	0.00068529292868627	0.044400678183346700%	38,866	0.000444006781833461	3,414,489
130	SAN DIONISIO DEL MAR	0.1389590787286700%	148,707	0.00138959078728670	0.09045327270731800%	79,178	0.000904532727073180	6,177,266
131	SAN DIONISIO OCOOTERC	0.2774144900392900%	296,875	0.002774144900392900	0.19043419570106700%	166,696	0.001904341957010670	11,717,338
132	SAN DIONISIO OCOULAN	0.0260814068540500%	27,911	0.000260814068540506	0.02785577100280500%	24,471	0.00027855771002805	2,777,339
133	SAN ESTEBAN ATATLAPUCA	0.098651968152800%	106,860	0.0009865196815289	0.07095241875321700%	62,143	0.00070952418753217	4,426,497
134	SAN FELIPE JALAPA DE DIAZ	0.307795670389700%	664,760	0.00307795670389870	0.5069739961754000%	440,910	0.00506973996175000	22,716,942
135	SAN FELIPE TEALAPAM	0.1928571580015400%	206,386	0.001928571580115300	0.1757720332154200%	153,809	0.00175772033215420	5,956,734
136	SAN FRANCISCO CAHUACUA	0.2862095058245700%	316,988	0.00286209505824570	0.214524071191471000%	187,783	0.00214524071191471	12,376,765
137	SAN FRANCISCO COXONOS	0.08929219034368300%	95,566	0.000892921903436892	0.116648953725000%	101,233	0.00116648953725000	5,676,499
138	SAN FRANCISCO GARHUPA	0.0114404567306300%	12,243	0.000114404567306300	0.00808305514902260%	7,076	0.000080830551490223	1,412,673
139	SAN FRANCISCO GARHUPA	0.0577395918020340%	61,790	0.00057739591802034	0.03608169144441800%	31,584	0.00036081691444408	2,887,690
140	SAN FRANCISCO GUINDUA	0.20260272733089400%	22,048	0.0020260272733088400	0.07442627914794300%	12,628	0.00074426279147943	1,406,857
141	SAN FRANCISCO DEL MAR	0.2019810066762300%	216,150	0.002019810066762300	0.18933748715442400%	165,736	0.0018933748715442400	1,828,955
142	SAN FRANCISCO HUHUETLAN	0.2244004057265700%	29,543	0.00224400405726572	0.0182921748265800%	16,012	0.00018292174826586	1,873,843
143	SAN FRANCISCO HUAYAN	0.0244004057265700%	240,142	0.00244004057265700	0.21688085087261500%	189,846	0.00216880850872615	12,033,904
144	SAN FRANCISCO JALTETONGO	0.02482176370181800%	26,563	0.00024821763701818	0.016741932247918200%	14,655	0.000167419322479182	1,566,867
145	SAN FRANCISCO LACHIGUALO	0.0899836624661800%	96,296	0.00089983662466054	0.10899449143019300%	95,408	0.00108994491430193	5,920,819
146	SAN FRANCISCO LOGUECHE	0.076659180467800%	82,044	0.00076659180467800	0.0052535640492500%	45,740	0.00005253564049250	3,920,819
147	SAN FRANCISCO NARANJO	0.0036505091241620%	10,205	0.000036505091241620	0.02032679634981200%	17,793	0.00020326796349812	2,326,687
148	SAN FRANCISCO OZOLTEPEC	0.054167194085480%	57,967	0.00054167194085484	0.08458388202154100%	74,049	0.00084583882021541	4,554,015
149	SAN FRANCISCO SOLA	0.0484371539112100%	51,835	0.0004843715391121	0.032335059951764200%	28,318	0.000323350599517642	2,844,199


“2020, Año de la pluriculturalidad de los pueblos indígenas y afromexicano”



COMISIÓN PERMANENTE  
DE HACIENDA  
ASUNTO: DICTAMEN.  
EXPEDIENTE: 1300

Clave	Municipio	Fondo de Compensación			Fondo Municipal del Impuesto a las Ventas Finales de Gasolina y Diesel			TOTAL ESTIMADO A DISTRIBUIR A LOS MUNICIPIOS PARA EL EJERCICIO FISCAL 2021
		Porcentaje	Monto estimado a distribuir a cada municipio	Coefficiente de distribución	Porcentaje	Monto estimado a distribuir a cada municipio	Coefficiente de distribución	
150	SAN FRANCISCO TELIXTLAHUACA	0.29254416569713000%	313,066	0.002925441508971390	0.238661927654541000%	208,912	0.002386619276545410	8,681,661
151	SAN FRANCISCO TEOPAN	0.0832874230698770%	8,913	0.00083287422206955	0.06584339702818890%	5,115	0.000658433970281888	1,225,688
152	SAN FRANCISCO TLAPANCINGO	0.06144281200809300%	65,753	0.00061442812988993	0.03733490875429870%	32,681	0.000373349087542987	2,570,160
153	SAN GABRIEL MIXTEPEC	0.12563851120700300%	134,452	0.00125638512070030	0.08805079686517080%	77,075	0.000880507968651708	4,127,110
154	SAN ILDEFONSO AMATLAN	0.06288933926414200%	67,301	0.000628893392641429	0.0535604743440840%	46,884	0.000535604743440840	3,897,421
155	SAN ILDEFONSO SULA	0.0282549282491010%	30,237	0.00028254928249101	0.02051300821880370%	17,956	0.000205130082188037	2,403,795
156	SAN ILDEFONSO VILLAGUATA	0.08125779989768700%	86,958	0.00081257799897687	0.06509079303716700%	58,977	0.000650907930371676	4,235,978
157	SAN JACINTO AMILPAS	0.3253423828010000%	348,167	0.00325342382801000	0.48611915597687000%	408,016	0.0048611915597687000	20,263,770
158	SAN JACINTO TLACOPEC	0.06176893514292800%	66,102	0.00061768935142929	0.062961317774109200%	55,113	0.000629613177741092	3,675,444
159	SAN JERONIMO COATLAN	0.1403794411610000%	150,227	0.00140379441161000	0.09358460232596100%	81,919	0.000935846023259610	4,804,762
160	SAN JERONIMO SILCAYOAPILLA	0.03506799488219400%	37,528	0.00035067994882194	0.03092716402935000%	27,072	0.000309271640293500	2,689,684
161	SAN JERONIMO SUSULA	0.06714853653508100%	71,359	0.00067148536535081	0.04638731883051920%	40,805	0.000463873188305192	3,323,235
162	SAN JERONIMO TAVICHE	0.05489600419816400%	58,747	0.00054896004198164	0.03424127184749800%	29,973	0.000342412718474983	2,343,995
163	SAN JERONIMO TECOATE	0.044825537005600%	47,756	0.00044825537005600	0.0280505956328200%	24,554	0.000280505956328200	2,766,153
164	SAN JORGE NUCHITA	0.07474938354244300%	79,993	0.00074749383542443	0.04968572129281500%	43,501	0.000496857212928150	3,057,810
165	SAN JOSE AYUQUILA	0.03879740330247700%	43,072	0.00038797403302477	0.02810717074902800%	24,504	0.000281071707490280	2,716,930
166	SAN JOSE CHILTEPEC	0.2896029769681700%	320,820	0.00289602976968170	0.24712714217869000%	216,322	0.002471271421786900	11,688,000
167	SAN JOSE DEL PENASCO	0.05697527154637500%	60,972	0.00056975271546375	0.04754581030775000%	36,367	0.000475458103077500	2,780,970
168	SAN JOSE ESTANCIACION GRANDE	0.02791795282029400%	29,876	0.00027917952820294	0.0189856139208900%	16,619	0.000189856139208900	1,749,140
169	SAN JOSE INDEPENDENCIA	0.1227595397905800%	131,370	0.00122759539790580	0.0701951630059800%	61,446	0.000701951630059800	4,525,920
170	SAN JOSE LACHIGUIRI	0.03879740330247700%	105,728	0.00038797403302477	0.06099574409326900%	53,359	0.000609957440932690	5,335,043
171	SAN JOSE TENANGO	0.6309028928234000%	675,163	0.00630902892823400	0.40030639763220000%	350,407	0.004003063976322000	16,741,149
172	SAN JUAN ACHIUTLA	0.00940335868266800%	10,063	0.00009403358682668	0.0102393668763500%	8,983	0.000102393668763500	967,330
173	SAN JUAN ATEPEC	0.03871597162452700%	40,854	0.00038715971624527	0.0275285186476300%	24,097	0.000275285186476300	2,282,343
174	ANIMAS TRUJANO	0.0674830974583800%	93,620	0.00067483097458388	0.08515251769389300%	74,538	0.000851525176938930	4,099,107
175	SAN JUAN BAUTISTA ATATLAHUACA	0.04180917414328190%	44,741	0.000418091741432819	0.0285052673973900%	24,952	0.000285052673973900	2,477,955
176	SAN JUAN BAUTISTA COXITLAHUACA	0.07203948199452700%	77,093	0.00072039481994527	0.06126759532448470%	53,622	0.000612675953244847	4,693,916
177	SAN JUAN BAUTISTA CUICATLAN	0.252416151162800%	270,123	0.00252416151162800	0.2101440938058000%	183,949	0.002101440938058000	9,150,775
178	SAN JUAN BAUTISTA GUELACHE	0.1897619181283300%	169,899	0.00189761918128330	0.12726165316680000%	111,398	0.0012726165316680000	5,097,740
179	SAN JUAN BAUTISTA JAYACATLAN	0.03807676884863600%	40,750	0.00038076768848636	0.0354099578272400%	30,996	0.000354099578272400	2,808,260
180	SAN JUAN BAUTISTA LO DE SOTO	0.06575435393115300%	70,367	0.00065754353931153	0.0476211153048870%	41,685	0.000476211153048870	3,880,729
181	SAN JUAN BAUTISTA SUCHITEPEC	0.01148531030587300%	12,291	0.00011485310305873	0.01134521822716300%	9,931	0.000113452182271630	1,643,745
182	SAN JUAN BAUTISTA TLACOATZINTPEC	0.05917585367855200%	63,220	0.00059175853678552	0.0340393758803400%	34,173	0.000340393758803400	2,675,985
183	SAN JUAN BAUTISTA TLACHICHILCO	0.0387030007547200%	41,418	0.00038703000754720	0.0261747629831300%	22,912	0.000261747629831300	2,541,534
184	SAN JUAN BAUTISTA TUXTPEC	0.03769916868689000%	4,034,377	0.0003769916868689000	0.51657956463795000%	4,916,456	0.0051657956463795000	311,832,623
185	SAN JUAN CAHUATIPPEC	0.22285576190199500%	238,489	0.0022285576190199500	0.17155366267201000%	150,169	0.0017155366267201000	6,385,994
186	SAN JUAN CENEGULLA	0.035881027568700%	14,833	0.00035881027568700	0.01048442165751800%	9,160	0.0001048442165751800	1,919,235
187	SAN JUAN COATZACOAPAN	0.0517208170436760%	55,349	0.00051720817043676	0.0318993493936500%	27,923	0.000318993493936500	2,697,111
188	SAN JUAN COCULARO	0.0276569776656500%	295,757	0.000276569776656500	0.1862674870076800%	165,089	0.001862674870076800	7,149,753
189	SAN JUAN COBALTEPEC	0.08232072802476800%	88,149	0.0008232072802476800	0.075995557445800%	66,351	0.000759955574458000	3,500,350
190	SAN JUAN COZCOCON	0.6329199325746800%	677,319	0.006329199325746800	0.47351165279039800%	414,487	0.0047351165279039800	20,497,527


"2020, Año de la pluriculturalidad de los pueblos indígenas y afromexicano"



COMISIÓN PERMANENTE DE HACIENDA  
ASUNTO: DICTAMEN.  
EXPEDIENTE: 1300

Clave	Municipio	Fondo de Compensación		Fondo Municipal del Impuesto a las Ventas Finales de Gasolina y Diesel		TOTAL ESTIMADO A DISTRIBUIR A LOS MUNICIPIOS PARA EL EJERCICIO FISCAL 2021
		Porcentaje	Monto estimado a distribuir a cada municipio	Coefficiente de distribución	Porcentaje	
191	SAN JUAN CHICOMEZUCHIL	0.0805775207611810%	8,623	0.000805775207611810%	0.00607987467918240%	909,740
192	SAN JUAN CHILATECA	0.0382424322041000%	36,197	0.000382424322041000%	0.03283672135645400%	2,448,962
193	SAN JUAN DEL ESTADO	0.06297530654629400%	67,393	0.0006297530654629400%	0.07119005465623900%	3,146,978
194	SAN JUAN DEL RIO	0.0314283177921800%	33,633	0.000314283177921800%	0.037307491053532700%	2,909,136
195	SAN JUAN DIEGUI	0.0301666797839800%	32,285	0.000301666797839800%	0.02320108501981600%	1,445,354
196	SAN JUAN EVANGELISTA AVALCO	0.00959402764553800%	10,653	0.0000959402764553800%	0.009010141224118500%	5,767,139
197	SAN JUAN GUELVANA	0.08307065308271300%	88,958	0.0008307065308271300%	0.08607215294131530%	29,999,363
198	SAN JUAN GUICHICOMI	0.0715666078743200%	874,910	0.000715666078743200%	0.602036689403663000%	1,721,743
199	SAN JUAN ITHUALTEPEC	0.01611737304984900%	17,248	0.0001611737304984900%	0.01053525072406100%	3,827,943
200	SAN JUAN JOQUILA MIMES	0.0143346371916400%	108,549	0.000143346371916400%	0.0667758051014800%	2,256,642
201	SAN JUAN JOQUILA VIANOS	0.05253471201681300%	56,220	0.0005253471201681300%	0.034472044051925100%	4,774,788
202	SAN JUAN LACHAO	0.121672894578900%	136,088	0.00121672894578900%	0.08740076822504700%	3,703,415
203	SAN JUAN LACHIGALLA	0.0099216930719800%	97,300	0.000099216930719800%	0.05958282816328600%	1,840,640
204	SAN JUAN LAJARCIA	0.01516049746989800%	16,224	0.0001516049746989800%	0.02875431747955400%	6,350,378
205	SAN JUAN LALANNA	0.4709806884876700%	504,020	0.004709806884876700%	0.31109491791363800%	3,366,468
206	SAN JUAN DE LOS CUES	0.06287612978440300%	67,289	0.0006287612978440300%	0.04481422846588100%	2,724,267
207	SAN JUAN MATEPEC (OTOMIXTLAHUACA)	0.52963437129975800%	566,788	0.0052963437129975800%	0.37111911971815300%	15,228,359
208	SAN JUAN MATEPEC (OTOMIXTLAHUACA)	0.183986044592800%	196,811	0.00183986044592800%	0.12159749365365900%	7,004,200
209	SAN JUAN MATEPEC (OTOMIXTLAHUACA)	0.18680566131699100%	19,991	0.0018680566131699100%	0.0786984851055800%	2,427,000
210	SAN JUAN NOME	0.152015197291000%	162,679	0.00152015197291000%	0.14428221201743100%	6,350,378
211	SAN JUAN OZOLOTEPEC	0.076940645998291200%	82,338	0.00076940645998291200%	0.04730009813274400%	3,889,871
212	SAN JUAN PEITLAPA	0.08365930497878500%	89,742	0.0008365930497878500%	0.051496150818281700%	3,362,294
213	SAN JUAN QUIAHUE	0.11650333065463000%	124,876	0.0011650333065463000%	0.075606508699124800%	4,612,257
214	SAN JUAN QUIOTEPEC	0.05537168899367800%	59,256	0.0005537168899367800%	0.03856165076960700%	2,919,034
215	SAN JUAN SAYULTEPEC	0.01874971534353700%	20,065	0.0001874971534353700%	0.018279909818436700%	1,762,894
216	SAN JUAN TABRA	0.032558198498941200%	34,840	0.00032558198498941200%	0.0244052142917400%	2,590,028
217	SAN JUAN TAMAZOLA	0.0954710251795800%	91,470	0.000954710251795800%	0.054981624058195500%	3,889,871
218	SAN JUAN TEITIA	0.01433351027483100%	15,339	0.0001433351027483100%	0.00960533765846200%	1,846,640
219	SAN JUAN TEITIPAC	0.07064339547748800%	75,599	0.0007064339547748800%	0.04960318603217400%	3,819,649
220	SAN JUAN TEPICUILA	0.06843342404526200%	73,234	0.0006843342404526200%	0.06035320918850700%	4,179,418
221	SAN JUAN TEPICUILA	0.03244644832828700%	33,201	0.0003244644832828700%	0.02302852072081100%	2,186,434
222	SAN JUAN YAEE	0.03662008103242800%	39,403	0.0003662008103242800%	0.0278338337624242600%	2,000,970
223	SAN JUAN YAQUINA	0.0189754202598100%	11,862	0.000189754202598100%	0.01072969745271600%	2,007,229
224	SAN JUAN YUCUITA	0.01351026873998600%	14,458	0.0001351026873998600%	0.0100289036681500%	1,326,103
225	SAN LORENZO ALBARRADAS	0.0716028543461100%	185,723	0.000716028543461100%	0.01800743087284000%	5,089,736
226	SAN LORENZO CACAROTEPEC	0.3432176843381000%	367,289	0.003432176843381000%	0.0555071308492933600%	3,994,236
227	SAN LORENZO CACAROTEPEC	0.02284260112497500%	24,445	0.0002284260112497500%	0.0455424372633000%	17,603,748
228	SAN LORENZO COAHUILTEPEC	0.2809898484544000%	265,504	0.002809898484544000%	0.01511051917292000%	2,909,136
229	SAN LORENZO TEXMELUCAN	0.02385180534208200%	25,525	0.0002385180534208200%	0.01545444041910700%	6,950,789
230	SAN LORENZO VICTORIA	0.08480216382481200%	90,751	0.0008480216382481200%	0.07901894385496800%	1,854,978
231	SAN LUCAS CAMOTILAN					3,815,287

"2020, Año de la pluriculturalidad de los pueblos indígenas y afromexicano"



COMISIÓN PERMANENTE  
DE HACIENDA  
ASUNTO: DICTAMEN.  
EXPEDIENTE: 1300

Anexo 5. Porcentajes, montos estimados y coeficientes de distribución del FOCUY FUGADU para el ejercicio fiscal 2021

Clave	Municipio	Fondo de Compensación			Fondo Municipal del Impuesto a las Ventas Finales de Gasolina y Diesel			TOTAL ESTIMADO A DISTRIBUIR A LOS MUNICIPIOS PARA EL EJERCICIO FISCAL 2021
		Porcentaje	Monto estimado a distribuir a cada municipio	Coeficiente de distribución	Porcentaje	Monto estimado a distribuir a cada municipio	Coeficiente de distribución	
232	SAN LUCAS OJITLAN	0.56093915563818400%	600.246	0.000508995595361840	0.3658594861072800%	320.254	0.000365894861072800	22,030,455
233	SAN LUCAS QUIAVINI	0.04895296973446100%	52.387	0.000489529697344610	0.044222032756461500%	38.714	0.000442220327564615	4,141,963
234	SAN LUCAS ZOOQUIPAM	0.2163183603788800%	231.493	0.002163183603788800	0.12790127946661400%	111.958	0.001279012794666140	6,055,982
235	SAN LUIS AMATILAN	0.10008413963361900%	107.105	0.001000841396336190	0.06870875285665400%	60.144	0.000687087528566540	4,973,796
236	SAN MARCIAL OZOLOTEPEC	0.04649453936662700%	49.757	0.000464945393666270	0.029338076976718700%	25.681	0.000293380769767187	3,187,538
237	SAN MARCOS ARTEAGA	0.0349620051827400%	37.418	0.000349620051827400	0.0364861028976400%	31.938	0.000364861028976400	2,790,666
238	SAN MARTIN DE LOS CANSECOS	0.0212625255845100%	22.757	0.000212625255845100	0.0166264945269800%	14.354	0.000166264945269800	2,301,769
239	SAN MARTIN HUAMELUPAM	0.0706882071564600%	75.562	0.000706882071564600	0.026235310411017700%	22.965	0.000262353104110177	1,894,938
240	SAN MARTIN TIUNYOSO	0.02836799692924500%	30.358	0.000283679969292450	0.040545064306441500%	35.431	0.000405450643064415	3,050,357
241	SAN MARTIN LACHILA	0.3875962630272300%	414.768	0.003875962630272300	0.02283780636465400%	19.991	0.000228378063646540	2,282,183
242	SAN MARTIN PERAS	0.0344111971620800%	47.212	0.000344111971620800	0.049025973230108400%	39.413	0.000490259732301084	9,366,392
243	SAN MARTIN TILCAJETE	0.0397906286687800%	105.721	0.000397906286687800	0.066811219628458400%	58.483	0.000668112196284584	3,317,967
244	SAN MARTIN TUXTEPEC	0.0346755268762800%	37.108	0.000346755268762800	0.0226778640905700%	19.851	0.000226778640905700	1,832,657
245	SAN MARTIN ZACATEPEC	0.0710583610058400%	18.255	0.000710583610058400	0.0109225270363100%	9.561	0.000109225270363100	1,618,120
246	SAN MATEO CAONOS	0.0344381769025700%	36.854	0.000344381769025700	0.032590504480971600%	28.528	0.000325905044809716	3,009,862
247	CAPULPAM DE MENDEZ	0.48703841681186300%	521.204	0.0048703841681186300	0.28298778282466700%	247.695	0.002829877828246670	11,355,343
248	SAN MATEO DEL MAR	0.09831055600693700%	105.207	0.0009831055600693700	0.066573050339374000%	57.537	0.000665730503393740	3,773,741
249	SAN MATEO EL TONGO	0.02784944339237400%	29.802	0.000278494433923740	0.026842069899011600%	23.181	0.000268420698990116	3,086,154
250	SAN MATEO NEPAM	0.03217213829626700%	34.429	0.0003217213829626700	0.0204376995472200%	17.890	0.000204376995472200	2,496,367
251	SAN MATEO PENASCO	0.056456314116387400%	62.557	0.00056456314116387400	0.037101858315637600%	32.477	0.000371018583156376	2,683,591
252	CAPULPAM DE MENDOZA	0.05915434276873300%	63.304	0.0005915434276873300	0.0372286651796800%	32.588	0.000372286651796800	3,388,650
253	SAN MATEO PINAS	0.08427608914539300%	90.188	0.0008427608914539300	0.057994144699121000%	50.765	0.000579941446991210	4,255,016
254	SAN MATEO RIO HONDO	0.05643416889687700%	60.393	0.0005643416889687700	0.03574497974783200%	31.263	0.000357449797478320	2,674,213
255	SAN MATEO SINDRUHI	0.0552164403225990%	6.016	0.000552164403225990%	0.00800939522801870%	7.011	0.000080093952280187	1,543,710
256	SAN MELCHOR BETAZA	0.017693576271900%	28.944	0.00017693576271900%	0.018442971989321600%	16.144	0.000184429719893216	2,257,380
257	SAN MIGUEL AHIHUEHUITLAN	0.178937602340100%	19.149	0.00178937602340100%	0.02847407287024000%	23.174	0.000284740728702400	2,146,239
258	SAN MIGUEL AGUIHUETLAN	0.0689726100795600%	73.811	0.000689726100795600	0.04356900760847800%	38.138	0.000435690076084780	3,978,687
259	SAN MIGUEL ALDOPAM	0.057415073889200%	61.447	0.00057415073889200%	0.03847244473218837200%	33.677	0.00038472444732188372	2,629,545
260	SAN MIGUEL AMATILAN	0.2094118469340300%	224.102	0.002094118469340300%	0.02237244473218837200%	120.471	0.00022372444732188372	9,063,844
261	SAN MIGUEL AMATILAN	0.024004120994000%	25.683	0.00024004120994000%	0.037626566262000%	20.471	0.000376265662620000	1,642,342
262	SAN MIGUEL AMATILAN	0.0903388308382600%	97.315	0.000903388308382600%	0.06327890817894900%	85.391	0.0006327890817894900	4,519,257
263	SAN MIGUEL COXTLAN	0.0583766831408500%	62.475	0.000583766831408500%	0.03792895892816800%	33.201	0.000379289589281680	3,271,225
264	SAN MIGUEL CHICAPUA	0.18815033315349300%	201.349	0.0018815033315349300	0.120393970665735100%	105.339	0.0012039397066573560	5,593,226
265	SAN MIGUEL CHIMALAPA	0.22303797941866200%	238.684	0.0022303797941866200	0.14864487493769600%	130.291	0.0014864487493769600	12,999,420
266	SAN MIGUEL DEL PUERTO	0.00587394210637760%	6.286	0.0000587394210637760%	0.00489520161590020%	4.285	0.0000489520161590020	1,290,407
267	SAN MIGUEL DEL RIO	0.0261318603106200%	27.965	0.000261318603106200%	0.02337244473218837200%	20.459	0.00023372444732188372	2,083,560
268	SAN MIGUEL EJUTLA	0.1032444451013100%	114.887	0.001032444451013100%	0.073092151431193800%	63.981	0.0007309215143119380	7,142,925
269	SAN MIGUEL EL GRANDE	0.03445451638497100%	33.753	0.0003445451638497100	0.0518555865186400%	45.375	0.000518555865186400%	3,072,948
270	SAN MIGUEL HUATLÁN	0.07624167828385670%	81.360	0.0007624167828385670%	0.04697679981837800%	41.121	0.0004697679981837800	3,025,242
271	SAN MIGUEL MATEPEC	0.1685484728503300%	180.158	0.001685484728503300%	0.13222115701793000%	115.731	0.0013222115701793000	5,813,243
272	SAN MIGUEL PANIXTLAHUACA							


"2020, Año de la pluriculturalidad de los pueblos indígenas y afroamericano"



COMISIÓN PERMANENTE  
DE HACIENDA  
ASUNTO: DICTAMEN.  
EXPEDIENTE: 1300

Clave	Municipio	Fondo de Compensación			Fondo Municipal del Impuesto a las Ventas Finales de Gasolina y Diesel			TOTAL ESTIMADO A DISTRIBUIR A LOS MUNICIPIOS PARA EL EJERCICIO FISCAL 2021
		Porcentaje	Monto estimado a distribuir a cada municipio	Coefficiente de distribución	Porcentaje	Monto estimado a distribuir a cada municipio	Coefficiente de distribución	
273	SAN MIGUEL PERAS	0.09478301154872000%	101.432	0.0003478301154872000%	65.471	0.0007479433956505000%	4,588,785	
274	SAN MIGUEL PIEDRAS	0.03561090564488500%	38.109	0.0003561090564488500%	19.627	0.0002242126548823100%	2,287,658	
275	SAN MIGUEL QUETZALTEPEC	0.22389302803345600%	239.385	0.0022389302803345600%	130.722	0.0014493373502089730	6,437,889	
276	SAN MIGUEL SANTA FLOR	0.019174209987821600%	21.127	0.00019174209987821600%	11.283	0.0001288974565347800%	2,563,492	
277	VILLA SOLA DE VEGA	0.35426449450778700%	379.116	0.0035426449450778700%	209.954	0.0023985231273828290	14,962,488	
278	SAN MIGUEL SOYAL TEPEC	1.1019560434165000%	1,178.276	0.011019560434165000%	666.227	0.00761110046371434500%	44,323,483	
279	SAN MIGUEL SUCHIATEPEC	0.0526589576812200%	55.374	0.000526589576812200%	41.246	0.000487195896567233	3,306,334	
280	VILLA VALEA DE CASTRO	0.06680143393141800%	60.372	0.0006680143393141800%	42.814	0.0004891088961901274	3,743,046	
281	SAN MIGUEL TECOMILAN	0.00655796738695490%	7.018	0.0000655796738695490%	7.034	0.00008035605735668	1,363,685	
282	SAN MIGUEL TENANGO	0.01942438738330300%	20.787	0.0001942438738330300%	11.468	0.000131010803463881	1,647,898	
283	SAN MIGUEL TEQUITEPEC	0.02501052236080870%	26.765	0.0002501052236080870%	30.178	0.00034475472842683	2,502,060	
284	SAN MIGUEL TILQUIAPAN	0.09548104308070800%	102.179	0.0009548104308070800%	52.098	0.000595168637919434	6,585,393	
285	SAN MIGUEL TLACAMAMA	0.09725849754485070%	104.079	0.0009725849754485070%	58.858	0.000672398211701455	3,979,882	
286	SAN MIGUEL TLACOTEPEC	0.0465076317827300%	90.589	0.000465076317827300%	48.994	0.00039366748956800%	4,350,398	
287	SAN MIGUEL TULANCIANGO	0.07556887614734150%	8.087	0.0007556887614734150%	13.671	0.000166780602673700%	1,455,365	
288	SAN MIGUEL YOTAO	0.0294287423010300%	31.491	0.000294287423010300%	9.318	0.0001064482070700%	1,946,028	
289	SAN NICOLAS HIDALGO	0.0247096288445600%	26.443	0.000247096288445600%	15.760	0.0001604287906857	2,142,813	
290	SAN PABLO CUATLAN	0.1108083657609400%	118.368	0.001108083657609400%	67.186	0.00076753962872125	3,949,467	
291	SAN PABLO CUARTO VENADOS	0.0389571680988400%	41.583	0.000389571680988400%	23.194	0.0002649629052457	2,384,184	
292	SAN PABLO ETLA	0.33645390021084700%	360.056	0.0033645390021084700%	482.797	0.005515492716184680	22,376,430	
293	SAN PABLO HUITZO	0.1562678742351800%	167.230	0.001562678742351800%	145.117	0.001657822573880100%	7,823,007	
294	SAN PABLO HUIXTATEPEC	0.21563901376367300%	230.766	0.0021563901376367300%	193.401	0.002209420974873550	13,783,020	
295	SAN PABLO MACUILIANGUIS	0.0231266736277400%	24.749	0.000231266736277400%	14.877	0.0001699549586105956	1,808,599	
296	SAN PABLO TILMATEPEC	0.0706604685763090%	75.406	0.000706604685763090%	40.599	0.000493606450595627	3,036,547	
297	SAN PABLO TULAHUETLAN	0.31199940404231800%	333.885	0.0031199940404231800%	272.650	0.009311476808867400%	13,829,515	
298	SAN PABLO VILLA DE MITLA	0.02721422841835100%	29.131	0.0002721422841835100%	16.415	0.00016256384325000%	2,029,232	
299	SAN PABLO YAGANIZA	0.17703506457480500%	189.454	0.0017703506457480500%	105.235	0.00120220868280800%	5,825,973	
300	SAN PEDRO AMATZOS	0.03854040665978800%	41.244	0.0003854040665978800%	37.803	0.0004431663026128500%	5,025,270	
301	SAN PEDRO APOSTOL	0.1015820610792300%	136.354	0.001015820610792300%	70.868	0.000695994954219500%	4,579,744	
302	SAN PEDRO AYOAC	0.1275032772171800%	29.923	0.0001275032772171800%	16.837	0.00019234688013320	1,674,448	
303	SAN PEDRO CAOMOS	0.02796151169820800%	29.923	0.0002796151169820800%	14.726	0.00016823042930800%	1,806,668	
304	SAN PEDRO COXCATLATEPEC	0.0955987835868500%	102.305	0.000955987835868500%	86.902	0.000992770201613200%	5,287,913	
305	SAN PEDRO COMITANCILLO	0.0212705528289900%	22.765	0.000212705528289900%	14.726	0.00019234688013320	1,674,448	
306	SAN PEDRO EL ALTO	0.0557915881882400%	108.708	0.000557915881882400%	57.139	0.00065275828051631	4,294,665	
307	SAN PEDRO HUAMELULA	0.25587915881882400%	273.936	0.0025587915881882400%	186.270	0.000271958137740300%	7,780,849	
308	SAN PEDRO HUICOTEPEC	0.0825426680584100%	86.333	0.000825426680584100%	61.365	0.0007010362871659292	5,239,179	
309	SAN PEDRO IXTACILAN	0.34760094004802600%	371.985	0.0034760094004802600%	189.255	0.00216205690429500%	10,889,312	
310	SAN PEDRO IXTLAFORCA	0.2271028313894000%	243.034	0.002271028313894000%	143.344	0.0016373574893000%	6,922,808	
311	SAN PEDRO JALTAPAN	0.0522974473085000%	16.293	0.000522974473085000%	12.037	0.0003751118285104300%	6,187,005	
312	SAN PEDRO JICAYAN	0.35239785308945600%	374.712	0.0035239785308945600%	184.651	0.002223816286674880	6,181,172	
313	SAN PEDRO JOCOITLAC	0.021087108262800%	22.567	0.00021087108262800%	12.150	0.000138802094965666	2,130,192	

"2020, Año de la pluriculturalidad de los pueblos indígenas y afromexicano"



COMISIÓN PERMANENTE  
DE HACIENDA  
ASUNTO: DICTAMEN.  
EXPEDIENTE: 1300

Clave	Municipio	Fondo de Compensación			Fondo Municipal del Impuesto a las Ventas Finales de Gasolina y Diesel			TOTAL ESTIMADO A DISTRIBUIR A LOS MUNICIPIOS PARA EL EJERCICIO FISCAL 2021
		Porcentaje	Monto estimado a distribuir a cada municipio	Coefficiente de distribución	Porcentaje	Monto estimado a distribuir a cada municipio	Coefficiente de distribución	
314	SAN PEDRO JUCHATENGO	0.038661863004938100%	41,374	0.000386618630049381	0.04133218073871600%	36,180	0.000413321807387160	3,052,897
315	SAN PEDRO MARTIR QUECHAPA	0.0508368186334810400%	54,403	0.000508368186334810	0.03414303166793200%	29,887	0.000341430316679320	3,111,725
316	SAN PEDRO MARTIR YUCUACAC	0.017541413033078100%	18,772	0.000175414130330781	0.01410983317598400%	12,351	0.000141098331759840	2,380,018
317	SAN PEDRO MARTIR YUCUACAC	0.03193666829772400%	34,177	0.000319366682977240	0.0345451579153400%	30,239	0.000345451579153400	2,817,727
318	SAN PEDRO MIXTEPEC (OTO JUQUILA)	1.1274573436609000%	1,206,542	0.011274573436609000	2.22118431000717000%	1,944,307	0.022211843100071700	82,914,286
319	SAN PEDRO MIXTEPEC (OTO JUQUILA)	0.02879410586622800%	30,814	0.000287941058662280	0.019045011893862200%	16,671	0.000190450118938622	1,348,776
320	SAN PEDRO MOLINOS	0.0191541413034078100%	18,772	0.0001915414130340781	0.0139484891982300%	10,586	0.000139484891982300	1,268,889
321	SAN PEDRO NOPALA	0.02257067621687700%	24,154	0.000225706762168770	0.01388592797221200%	12,155	0.000138859279722120	1,738,251
322	SAN PEDRO OCOTEPEHC	0.055393199321964400%	59,279	0.000553931993219644	0.0139484891982300%	12,208	0.000139484891982300	2,214,596
323	SAN PEDRO OCOTEPEHC	1.29318891394630300%	1,315,416	0.01293188913946303000	0.03770390282778400%	33,004	0.000377039028277840	2,705,315
324	SAN PEDRO OCOTEPEHC	0.29899091302317000%	319,965	0.002989909130231700	1.0331103097156000%	904,330	0.0031103097156000%	42,177,857
325	SAN PEDRO SOCHAPAM	0.1464681725768100%	156,720	0.001464681725768100	0.21838254910471000%	191,143	0.002183825491047100	10,276,974
326	SAN PEDRO SOCHAPAM	0.382954872768100%	409,619	0.003829548727681000	0.10907368923541000%	90,955	0.001090736892354100	6,643,489
327	SAN PEDRO TAPANATEPEC	0.0493530315840500%	52,386	0.000493530315840500	0.44583234368292000%	390,258	0.004458323436829200	30,517,489
328	SAN PEDRO TAPANATEPEC	0.03373173309894600%	36,098	0.000337317330989460	0.02207924428483600%	18,655	0.000220792442848360	1,927,743
329	SAN PEDRO TEZOACALCO	0.1129552322857100%	120,879	0.001129552322857100	0.0787292171884800%	19,327	0.000787292171884800	2,114,017
330	SAN PEDRO TEUTILA	0.02330864363894600%	25,021	0.00023308643638946000	0.0533285660945800%	46,661	0.000533285660945800	4,002,708
331	SAN PEDRO TIDAÁ	0.0087146858628720%	9,326	0.000087146858628720%	0.006992814125959140%	5,771	0.00006992814125959140	3,382,200
332	SAN PEDRO TOLUPAM	0.06316959611473000%	67,597	0.00063169596114730000	0.17020269687689900%	89,309	0.001020269687689900	4,303,876
333	SAN PEDRO TOLUPAM	1.1815263849377000%	1,264,010	0.01181526384937700000	0.95727067045720000%	837,944	0.009572706704572000	40,826,814
334	VILLA DE TUTEPEC DE MELCHOR OCAÑO	0.02366598320541100%	25,330	0.000236659832054110	0.01607019861062000%	14,087	0.000160701986106200	2,145,606
335	SAN PEDRO YANERI	0.0464710736944000%	49,731	0.000464710736944000	0.04168861821635400%	36,482	0.000416886182163540	3,922,851
336	SAN PEDRO YOLOX	0.1398757827686800%	148,795	0.001398757827686800	0.114184433030884200%	99,951	0.00114184433030884200	6,255,815
337	SAN PEDRO YOLOX	0.24010381801018900%	256,947	0.00240103818010189000	0.31344141195780200%	274,370	0.003134414119578020	13,816,971
338	VILLA DE TUTEPEC DE MELCHOR OCAÑO	0.99681543770731500%	1,053,607	0.00996815437707315000	0.0811026995058104800%	70,993	0.00081102699505810480	6,649,939
339	SAN PEDRO YOLOX	0.0422292363924800%	46,255	0.00042229236392480000	0.03096714823912900%	21,107	0.000309671482391290	2,320,457
340	SAN PEDRO YUCUNAMA	0.056595653380300%	6,057	0.000565956533803000	0.01981842861905500%	17,348	0.00019818428619055000	1,816,967
341	SAN RAYMUNDO JALPAN	0.0742868769320400%	79,497	0.00074286876932040000	0.10001082600630000%	87,544	0.00100010826006300000	7,333,632
342	SAN SEBASTIAN ABAOLO	0.048224992179130700%	51,929	0.00048224992179130700	0.04631991708796500%	40,546	0.00046319917087965000	3,953,271
343	SAN SEBASTIAN COATLAN	0.067596984529200%	72,513	0.00067596984529200000	0.053879209209100500%	47,163	0.00053879209209100050	3,286,707
344	SAN SEBASTIAN COATLAN	0.0742868769320400%	112,767	0.00074286876932040000	0.07508747413924200%	65,710	0.00075087474139242000	4,314,498
345	SAN SEBASTIAN TICAPPA	0.038661863004938100%	41,374	0.00038661863004938100	0.03581322841836500%	31,349	0.00035813228418365000	2,796,419
346	SAN SEBASTIAN TICAPPA	0.092167818822000%	98,964	0.00092167818822000000	0.0707290367154100%	61,388	0.00070729036715410000	3,771,518
347	SAN SEBASTIAN RIO HONDO	0.2243677007422700%	240,107	0.00224367700742270000	0.16461129374150000%	144,092	0.00164611293741500000	10,027,430
348	SAN SEBASTIAN TEXCOMATEHUACA	0.036334030400263800%	393,112	0.003633403040026380000	0.0347256576465000%	30,397	0.00034725657646500000	2,393,150
349	SAN SEBASTIAN TEMPAC	0.07511600192400300%	80,386	0.00075116001924003000	0.44821788286411000%	393,221	0.00448217882864110000	21,442,467
350	SAN SEBASTIAN TULIA	0.106059923292000%	114,085	0.00106059923292000000	0.05260487691451400%	49,351	0.00052604876914514000	3,856,387
351	SAN SIMON ZAPUATLAN	0.0538008015219200%	57,575	0.00053800801521920000	0.039552147822281300%	34,595	0.00039552147822281300	3,070,948
352	SANTA ANA	0.015153563283900%	16,217	0.00015153563283900000	0.01000746601303800%	8,760	0.00010007466013038000	1,855,872
353	SANTA ANA							
354	SANTA ANA IXTLAHUACA							


“2020, Año de la pluriculturalidad de los pueblos indígenas y afroamericano”



COMISIÓN PERMANENTE  
DE HACIENDA  
ASUNTO: DICTAMEN.  
EXPEDIENTE: 1300

Clave	Municipio	Fondo de Compensación			Fondo Municipal del Impuesto a las Ventas Finabas de Gasolina y Diesel			TOTAL ESTIMADO A DISTRIBUIR A LOS MUNICIPIOS PARA EL EJERCICIO FISCAL 2021
		Porcentaje	Monto estimado a distribuir a cada municipio	Coefficiente de distribución	Porcentaje	Monto estimado a distribuir a cada municipio	Coefficiente de distribución	
355	SANTA ANA CUAUHTEMOC	0.020429854301302400%	21,863	0.000204298543013024	0.01282577085512200%	11,227	0.000128257708551220	1,793,119
356	SANTA ANA DEL VALLE	0.05150494928528200%	55,118	0.000515049492852820	0.04672661295151800%	40,902	0.000467266129515180	3,563,236
357	SANTA ANA TAVELA	0.01881793010653800%	20,138	0.000188179301065380	0.01718632747130400%	15,044	0.000171863274713040	2,351,792
358	SANTA ANA TLAPACOVAN	0.0492248433673300%	52,678	0.000492248433673300	0.04500500095610800%	39,395	0.000450050009561080	3,955,452
359	SANTA ANA YARENI	0.02441995071300300%	26,133	0.000244199507130030	0.02483182732027200%	21,824	0.000248318273202720	2,488,370
360	SANTA ANA ZEGACHE	0.03922351228945900%	106,184	0.000392235122894590	0.0716580185364600%	67,976	0.000716580185364600	5,958,151
361	SANTA CATARINA QUIERI	0.02310798586801300%	24,729	0.000231079858680130	0.0166582519368800%	14,360	0.000166582519368800	2,374,800
362	SANTA CATARINA CUXTLA	0.03686961219017500%	39,456	0.000368696121901750	0.03336689970658400%	29,648	0.000333668997065840	2,866,526
363	SANTA CATARINA IXTETLA	0.06363596386217300%	68,700	0.000636359638621730	0.04854760510504569	42,496	0.000485476051050456	3,536,648
364	SANTA CATARINA JUQUILA	0.41314131068202200%	442,123	0.004131413106820220	0.2905145078528000%	254,301	0.002905145078528000	14,985,045
365	SANTA CATARINA LACHAJAO	0.0266850546278100%	28,557	0.000266850546278100	0.019324907943071500%	16,916	0.000193249079430715	1,863,693
366	SANTA CATARINA LOXICHA	0.0824326918481700%	115,805	0.000824326918481700	0.08205089817003070%	71,823	0.000820508981700307	6,566,632
367	SANTA CATARINA MECHORCAN	0.1245966007897100%	133,337	0.001245966007897100	0.077680760519363900%	66,984	0.000776807605193639	4,303,471
368	SANTA CATARINA MINAS	0.04895610726860200%	52,391	0.000489561072686020	0.03833173162992900%	33,541	0.000383317316299290	5,842,727
369	SANTA CATARINA OAJIATE	0.0472008782171700%	50,512	0.000472008782171700	0.04525748125465800%	39,616	0.000452574812546580	2,726,124
370	SANTA CATARINA TAYATA	0.0162248346232800%	17,363	0.000162248346232800	0.02011316677924700%	17,606	0.000201131667792470	2,189,433
371	SANTA CATARINA TICUA	0.02742326918481700%	29,347	0.000274232691848170	0.02277839557088100%	19,939	0.000227783955708810	2,571,928
372	SANTA CATARINA YOSONOTU	0.04453116797193100%	47,655	0.000445311679719310	0.02823262572677100%	24,793	0.000282326257267710	2,837,503
373	SANTA CATARINA ZAPOQUILA	0.00970333627970700%	10,384	0.000097033362797070	0.00681901013905540%	5,969	0.000068190101390554	1,489,005
374	SANTA CRUZ ACATEPEC	0.046877558295200%	50,166	0.00046877558295200%	0.02730917027543500%	23,905	0.000273091702754350	2,101,007
375	SANTA CRUZ AMILPAS	0.277312635179400%	296,766	0.00277312635179400%	0.3606386940379000%	315,684	0.003606386940379000	14,551,709
376	SANTA CRUZ DE BRAVO	0.009498068870110%	10,166	0.00009498068870110%	0.00753301270848030%	6,584	0.000075330127084803	1,316,533
377	SANTA CRUZ TUNDUJUA	0.321284682526800%	343,822	0.00321284682526800%	0.2325456327689200%	203,566	0.002325456327689200	11,523,638
378	SANTA CRUZ XIATEPEC	0.0889109323801300%	95,148	0.000889109323801300	0.06391636761087450%	55,949	0.000639163676108745	4,392,796
379	SANTA CRUZ NONDUCO	0.0682108147905866100%	87,868	0.00068210814790586610	0.05412367350707200%	47,377	0.000541236735070720	3,061,570
380	SANTA CRUZ PAPALUTLA	0.05539973206362400%	59,286	0.0005539973206362400	0.0449913011067600%	39,383	0.000449913011067600	2,543,079
381	SANTA CRUZ TACACHUE DE MINA	0.0649918490337700%	69,551	0.000649918490337700	0.04729553018630100%	41,400	0.0004729553018630100	3,445,397
382	SANTA CRUZ TACAHUA	0.03173761833651500%	33,964	0.0003173761833651500%	0.0197670183406800%	17,303	0.000197670183406800	2,171,994
383	SANTA CRUZ TAYATA	0.01548007862419400%	16,566	0.0001548007862419400	0.0122888410291820%	10,757	0.000122888410291820	1,563,043
384	SANTA CRUZ XITLA	0.1392567927939800%	144,745	0.001392567927939800%	0.0895062196392000%	78,349	0.000895062196392000	4,765,802
385	SANTA CRUZ XOXOCOTLAN	2.0734540678879000%	2,218,906	0.020734540678879000	2.5891071625534000%	2,589,292	0.025891071625534000	112,217,433
386	SANTA CRUZ ZENZONTITEPEC	0.555119227888800%	594,117	0.00555119227888800%	0.3934338942193400%	344,391	0.003934338942193400	19,836,330
387	SANTA GERTRUDIS	0.07399178816130300%	78,760	0.0007399178816130300%	0.0510733694858820%	49,959	0.000510733694858820%	3,676,309
388	SANTA INES DEL MONTE	0.068974882287100%	70,603	0.00068974882287100%	0.0421364332337800%	36,864	0.000421364332337800	4,574,665
389	SANTA INES YATEPEC	0.02701959788600%	28,915	0.0002701959788600%	0.0204764512870900%	17,924	0.000204764512870900	2,848,409
390	SANTA LUCIA DEL CAMINO	1.0271689754314500%	1,099,599	0.010271689754314500%	1.578551462329738000%	1,376,551	0.0157855146232973800	63,405,369
391	SANTA LUCIA MARHUATLAN	0.1031500661804800%	110,366	0.001031500661804800%	0.0599682190037100%	52,493	0.000599682190037100	4,142,293
392	SANTA LUCIA MONTIVERDE	0.1912369291365300%	204,655	0.001912369291365300%	0.1173728813087400%	102,742	0.001173728813087400%	6,490,857
393	SANTA LUCIA OCOLOTLAN	0.1032480810766100%	110,574	0.001032480810766100%	0.04584330813662480%	65,769	0.0004584330813662480	4,376,306
394	SANTA MARIA ALCOATEPEC	0.0710486807091880%	76,034	0.000710486807091880%	0.04584330813662480%	43,650	0.0004584330813662480	4,387,908
395	SANTA MARIA APAZCO	0.0498076909326200%	53,302	0.000498076909326200%	0.0305467435264400%	26,736	0.000305467435264400	2,863,796

“2020, Año de la pluriculturalidad de los pueblos indígenas y afromexicano”




**COMISIÓN PERMANENTE  
DE HACIENDA**  
**ASUNTO: DICTAMEN.**  
**EXPEDIENTE: 1300**

Clave	Municipio	Fondo de Compensación				Fondo Municipal del Impuesto a las Ventas Finales de Gasolina y Diesel				TOTAL ESTIMADO A DISTRIBUIR A LOS MUNICIPIOS PARA EL EJERCICIO FISCAL 2021
		Porcentaje	Monto estimado a distribuir a cada municipio	Coefficiente de distribución	Porcentaje	Monto estimado a distribuir a cada municipio	Coefficiente de distribución	Porcentaje		
396	SANTA MARIA LA ASUNCION	0.095616915233345000%	106.605	0.000956169152333450	0.0583882741744460%	51.110	0.000583882741744460		3,728,781	
397	HEROICA CIUDAD DE TLAXIACO	0.966687807607695000%	1,037,711	0.009668780760769500	0.9324758316307600%	816,240	0.009324758316307600		49,161,506	
398	AYOQUEZCO DE ALDAMA	0.118805168818932000%	124,999	0.001188051688189320	0.1131814024973100%	99,073	0.001131814024973100		6,639,630	
399	SANTA MARIA ATZOMPAA	0.78558436435847000%	879,290	0.007855843643584700	0.9293525987906600%	813,506	0.009293525987906600		33,276,152	
400	SANTA MARIA CACOTLECAN	0.040105608414106000%	42,919	0.000401056084141060	0.0327458714400769	28,664	0.000327458714400769		3,056,330	
401	SANTA MARIA COLOTPEC	0.38625558773100000%	626,311	0.003862555877310000	0.6874085442488300%	601,721	0.006874085442488300		27,530,332	
402	SANTA MARIA CORTIJO	0.0277721530878000%	29,721	0.000277721530878000	0.01932148073074300%	16,913	0.000193214807307430		1,800,389	
403	SANTA MARIA COYOTEPEC	0.06494868928465300%	74,371	0.000649486892846530	0.08673878072849800%	84,580	0.000867387807284980		4,895,391	
404	SANTA MARIA CHACHORPAM	0.01753960473681000%	18,770	0.000175396047368100	0.03398195268827050%	29,748	0.000339819526882705		2,497,047	
405	VILLA DE CHILAPA DE DIAZ	0.05345794734945800%	57,208	0.000534579473494580	0.0626665775344800%	54,855	0.000626665775344800		3,687,162	
406	SANTA MARIA CHILCHOTLA	0.6650976773643000%	711,754	0.006650976773643000	0.3678278484712300%	321,977	0.003678278484712300		17,634,830	
407	SANTA MARIA CHIMALAPA	0.2757633189242000%	295,108	0.002757633189242000	0.18019390124481300%	140,227	0.001801939012448130		6,976,781	
408	SANTA MARIA DEL ROSARIO	0.0120029494301900%	12,845	0.000120029494301900	0.03300741200878900%	11,366	0.000330074120087890		1,736,221	
409	SANTA MARIA DEL TULE	0.1840004249937200%	196,908	0.001840004249937200	0.66137320120291900%	576,930	0.006613732012029190		20,694,368	
410	SANTA MARIA ECATEPEC	0.08418075536892700%	90,086	0.000841807553689270	0.0607633326438800%	53,189	0.000607633326438800		3,706,917	
411	SANTA MARIA GUELAJE	0.01941691179283500%	20,779	0.000194169117928350	0.01490266162907800%	13,045	0.000149026616290780		1,885,038	
412	SANTA MARIA GUIENAGATI	0.09240110153741100%	98,883	0.0009240110153741100%	0.06912116074106800%	60,505	0.000691211607410680		4,956,688	
413	SANTA MARIA HUATULCO	1.0504877274565000%	1,124,179	0.010504877274565000	4.25804400149394000%	3,727,266	0.042580440014939400		186,222,795	
414	SANTA MARIA HUACOTILLAN	0.3000375769768000%	321,081	0.003000375769768000	0.20574012789165300%	180,094	0.002057401278916530		9,381,401	
415	SANTA MARIA IAPALAPA	0.12894445131679800%	139,060	0.001289444513167980	0.08926974204823200%	76,142	0.000892697420482320		4,831,787	
416	SANTA MARIA IXCATLAN	0.01321404061688600%	14,141	0.000132140406168860	0.009247161273216900%	8,095	0.000092471612732169		1,924,060	
417	SANTA MARIA JACATEPEC	0.24387154335122800%	260,765	0.002438715433512280	0.1852055705877900%	162,745	0.001852055705877900		10,182,372	
418	SANTA MARIA JULAPA DEL MARQUES	0.315557585407900%	337,694	0.00315557585407900%	0.26782986886926500%	234,269	0.002678298688692650		10,982,329	
419	SANTA MARIA JALTANGUIS	0.0118833849815100%	12,717	0.000118833849815100%	0.07080942789065800%	9,462	0.000708094278906580		1,799,735	
420	SANTA MARIA LACRUZ	0.0511863028587700%	54,777	0.000511863028587700%	0.03277100433062700%	28,686	0.000327710043306270		2,615,353	
421	SANTA MARIA MIQUITILAN	0.10942675882749000%	117,703	0.001094267588274900	0.10310654084167200%	90,254	0.001031065408416720		8,264,846	
422	SANTA MARIA NATIVITAS	0.01495118036760800%	16,000	0.000149511803676080	0.0244543020183500%	21,406	0.000244543020183500		2,190,789	
423	SANTA MARIA NDUVAYACO	0.0121384902304800%	12,990	0.000121384902304800	0.01083798780184300%	9,487	0.000108379878018430		1,517,513	
424	SANTA MARIA OZOLTEPEC	0.10732611790387300%	114,855	0.001073261179038730	0.08878529332030800%	60,211	0.000887852933203080		5,455,149	
425	SANTA MARIA PABALO	0.054778230303300%	58,621	0.00054778230303300%	0.04756891201968700%	59,162	0.000475689120196870		4,105,609	
426	SANTA MARIA PENOLAS	0.24801233782868400%	263,270	0.002480123378286840	0.1607465400665700%	140,709	0.001607465400665700		7,085,506	
427	SANTA MARIA PETRALPA	0.43936194441490100%	470,183	0.004393619444149010	0.3005379515231200%	263,075	0.003005379515231200		11,241,802	
428	SANTA MARIA TIERRA NUEVA	0.0385789124501800%	57,636	0.000385789124501800	0.03394311048493700%	29,712	0.000339431104849370		2,684,832	
429	SANTA MARIA SOLA	0.04120338576415080%	44,094	0.0004120338576415080%	0.0256085178168100%	22,716	0.000256085178168100		2,469,055	
430	SANTA MARIA TAJALTEPEC	0.01222006681938200%	10,937	0.000122200668193820	0.00820007670685210%	7,178	0.000082000767068521		1,575,756	
431	SANTA MARIA TEOMANACA	0.02107086618366800%	46,673	0.000210708661836680	0.0302405162244200%	26,471	0.000302405162244200		2,066,936	
432	SANTA MARIA TEHUACALAPA	0.07712379795768800%	22,549	0.000771237979576880	0.0479969632334900%	17,255	0.000479969632334900		2,992,829	
433	SANTA MARIA TEHUACALTEPEC	0.1685482940843000%	82,534	0.001685482940843000	0.0479969632334900%	42,014	0.000479969632334900		4,530,195	
434	SANTA MARIA TEHUACALTEPEC	0.12224845418260100%	129,052	0.0012224845418260100	0.06580019199015010%	68,890	0.000658001919901501		3,881,484	
435	SANTA MARIA TEPANTLALI	0.10224845418260100%	109,419	0.0010224845418260100	0.06580019199015010%	57,588	0.000658001919901501		3,881,484	
436	SANTA MARIA TEXCATTILAN	0.0284679828543200%	30,465	0.000284679828543200%	0.017306279878794100%	15,149	0.000173062798787941		1,930,066	




"2020, Año de la pluriculturalidad de los pueblos indígenas y afromexicano"



COMISIÓN PERMANENTE  
DE HACIENDA  
ASUNTO: DICTAMEN.  
EXPEDIENTE: 1300

Clave	Municipio	Fondo de Compensación			Fondo Municipal del Impuesto a las Ventas Finales de Gasolina y Diesel			TOTAL ESTIMADO A DISTRIBUIR A LOS MUNICIPIOS PARA EL EJERCICIO FISCAL 2021
		Porcentaje	Monto estimado a distribuir a cada municipio	Coefficiente de distribución	Porcentaje	Monto estimado a distribuir a cada municipio	Coefficiente de distribución	
437	SANTA MARIA TLAHUITOLTEPEC	0.24020288363835000%	257,053	0.002402028836383500%	0.23557172453406200%	205,207	0.0023557172453406200%	12,174,171
438	SANTA MARIA TLAXIAC	0.046055243878138200%	49,286	0.00046055243878138200%	0.02902277642805800%	25,405	0.0002902277642805800%	2,609,764
439	SANTA MARIA TOMAMECA	0.395935742871571000%	745,879	0.00699985742871571000%	0.48200314254807200%	421,920	0.0048200314254807200%	45,651,442
440	SANTA MARIA TOTOLAPILLA	0.02184780645101900%	23,374	0.0002184780645101900%	0.01650316978670200%	14,446	0.0001650316978670200%	2,472,254
441	SANTA MARIA XADANI	0.225872126255991000%	241,717	0.00225872126255991000%	0.19294063032028300%	168,890	0.0019294063032028300%	7,612,921
442	SANTA MARIA YALINA	0.00631126725233800%	6,754	0.0000631126725233800%	0.00520365072588240%	4,565	0.0000520365072588240%	1,231,446
443	SANTA MARIA YAVESIA	0.01132178176577300%	12,116	0.0001132178176577300%	0.00937287801358410%	8,152	0.0000937287801358410%	1,263,425
444	SANTA MARIA YOSOTUA	0.04069524581200300%	11,241	0.0004069524581200300%	0.007710083546988710%	6,749	0.00007710083546988710%	1,527,238
445	SANTA MARIA YUCURITHI	0.17710313464052000%	43,550	0.0017710313464052000%	0.026860651246655910%	23,465	0.00026860651246655910%	2,472,387
446	SANTA MARIA ZACATEPEC	0.43433554400977000%	464,804	0.0043433554400977000%	0.37841337639146000%	120,659	0.0037841337639146000%	6,715,663
447	SANTA MARIA ZANIZA	0.06506753983881000%	69,632	0.0006506753983881000%	0.0402948780811800%	269,259	0.000402948780811800%	15,577,730
448	SANTA MARIA ZOOUILAN	0.0758684545983500%	80,998	0.000758684545983500%	0.055252948344714800%	35,272	0.000055252948344714800%	2,572,526
449	SANTIAGO AXIOLTEPEC	0.38343051071421300%	470,328	0.0038343051071421300%	0.29127352762300800%	371,270	0.0029127352762300800%	3,699,540
450	SANTIAGO APOLLA	0.0286514446620400%	28,521	0.000286514446620400%	0.01738282054236700%	219,899	0.0001738282054236700%	10,074,837
451	SANTIAGO APOSTOL	0.11462883534468100%	122,670	0.0011462883534468100%	0.0750719437565800%	15,216	0.0000750719437565800%	2,885,955
452	SANTIAGO ASTATA	0.09210114316818600%	98,562	0.0009210114316818600%	0.08284486132765800%	65,714	0.00008284486132765800%	2,684,952
453	SANTIAGO ATILAN	0.08074104902858200%	86,405	0.0008074104902858200%	0.0515132867684800%	72,518	0.0000515132867684800%	3,322,289
454	SANTIAGO AYUQUILLA	0.0714750593708300%	76,489	0.000714750593708300%	0.05222396154941500%	45,714	0.00005222396154941500%	3,070,598
455	SANTIAGO CAJALOXTEPEC	0.03788816139141900%	40,546	0.0003788816139141900%	0.03107681903378800%	27,203	0.00003107681903378800%	2,886,114
456	SANTIAGO CANOTIAN	0.08382285147253100%	89,703	0.0008382285147253100%	0.05500800491518000%	48,677	0.00005500800491518000%	3,565,955
457	SANTIAGO COMALTEPEC	0.02420876583073800%	25,307	0.0002420876583073800%	0.02211808594875100%	19,361	0.00002211808594875100%	2,804,394
458	SANTIAGO CHAZUMBA	0.1070775545279000%	114,589	0.001070775545279000%	0.09299169462144100%	81,400	0.00009299169462144100%	5,826,505
459	SANTIAGO CHOAPAM	0.1375180335893000%	147,166	0.001375180335893000%	0.08790799637825400%	76,950	0.00008790799637825400%	4,901,107
460	SANTIAGO DEL RIO	0.01467923278524600%	15,923	0.0001467923278524600%	0.01136339369294100%	9,947	0.00001136339369294100%	1,881,410
461	SANTIAGO HUACOLITLAN	0.099576588585979200%	106,671	0.00099576588585979200%	0.08520965782747800%	74,588	0.00008520965782747800%	5,536,391
462	SANTIAGO HUACOLITLAN	0.01393317287712500%	14,917	0.0001393317287712500%	0.01392133649765500%	12,186	0.00001392133649765500%	1,682,065
463	SANTIAGO HUACOLITLAN	0.00932206131408200%	9,976	0.0000932206131408200%	0.01275151468780800%	11,182	0.00001275151468780800%	1,584,737
464	SANTIAGO HUITLAN PLUMAS	0.0423426786677800%	45,313	0.000423426786677800%	0.03077581534684600%	26,887	0.00003077581534684600%	2,206,794
465	SANTIAGO IXTAYUTLA	0.458292683749500%	445,056	0.00458292683749500%	0.236587341477944000%	206,422	0.00236587341477944000%	9,319,453
466	SANTIAGO JAMILTEPEC	0.4829427683300000%	516,821	0.004829427683300000%	0.384850812133830000%	336,878	0.00384850812133830000%	32,232,652
467	SANTIAGO JOCOTEPEC	0.366595429282800%	414,143	0.00366595429282800%	0.25890269499200100%	224,879	0.0025890269499200100%	12,713,076
468	SANTIAGO JUXTIARUACA	0.9870539819580000%	1,056,991	0.009870539819580000%	0.6648368236981000%	581,983	0.006648368236981000%	30,823,477
469	SANTIAGO LACHIGURI	0.12818301531288200%	137,175	0.0012818301531288200%	0.0921326087508800%	80,648	0.0000921326087508800%	4,358,263
470	SANTIAGO LALOPIA	0.0123085846216200%	13,167	0.000123085846216200%	0.00971500460648760%	8,504	0.00000971500460648760%	1,939,061
471	SANTIAGO LALLAGA	0.08108728610838800%	86,776	0.0008108728610838800%	0.06493665348271500%	56,842	0.00006493665348271500%	1,939,061
472	SANTIAGO LAVOPIA	0.030306884342751600%	33,075	0.00030306884342751600%	0.02532824154817000%	22,171	0.00002532824154817000%	2,342,456
473	SANTIAGO LLANO GRANDE	0.06333501919519500%	89,181	0.0006333501919519500%	0.0584362529011000%	51,152	0.0000584362529011000%	3,300,946
474	SANTIAGO MALTEPEC	0.2598973126700100%	278,129	0.002598973126700100%	0.20876558281654000%	182,977	0.0020876558281654000%	13,985,397
475	SANTIAGO MATILAN	0.00971266081605620%	10,394	0.0000971266081605620%	0.01016338683763400%	8,887	0.00001016338683763400%	1,448,725
476	SANTIAGO MALTEPEC	0.038745018485800%	41,463	0.00038745018485800%	0.0279397734745300%	24,457	0.0000279397734745300%	2,674,893


"2020, Año de la pluriculturalidad de los pueblos indígenas y afromexicano"



COMISIÓN PERMANENTE  
DE HACIENDA  
ASUNTO: DICTAMEN.  
EXPEDIENTE: 1300

Clave	Municipio	Fondo de Compensación			Fondo Municipal del Impuesto a las Ventas Finales de Gasolina y Diesel			TOTAL ESTIMADO A DISTRIBUIR A LOS MUNICIPIOS PARA EL EJERCICIO FISCAL 2021
		Porcentaje	Monto estimado a distribuir a cada municipio	Coefficiente de distribución	Porcentaje	Monto estimado a distribuir a cada municipio	Coefficiente de distribución	
478	SANTIAGO MACATEPEC	0.046076605198349000%	49,311	0.000460766051983499	27,585	0.000315132174042205	2,347,834	
479	SANTIAGO NEPADILLA	0.050072188132028300%	5,428	0.000507218813202830	3,380	0.0000386132585600	1,176,987	
480	SANTIAGO NUNDICHE	0.023667691461655300%	25,542	0.000236676914678535	22,575	0.000257897728078654	2,382,546	
481	SANTIAGO NUUYO	0.05511693975631000%	56,842	0.000551169397563100	42,748	0.000488354904905958	3,135,251	
482	SANTIAGO PINOTEPA NACIONAL	1.34584643765401000%	1,440,257	0.013458464376540700	1,174,730	0.013420849256590200	66,079,398	
483	SANTIAGO SUCHEILQUITONGO	0.24656553152130400%	263,862	0.002465655315213040	160,556	0.001834198348459018	8,364,576	
484	SANTIAGO TAPOXILA	0.11100695944426000%	119,435	0.001100695944426000	80,310	0.000974637461616387	5,677,036	
485	SANTIAGO TAPEXTLA	0.091376945641561600%	97,787	0.000913769456415616	54,243	0.000686013688794871	4,212,132	
486	VILLA TEUPAM DE LA UNION	0.061810959533077600%	66,147	0.000618109595330776	60,050	0.000686013688794871	5,541,865	
487	SANTIAGO TENANGO	0.002822035001817360%	3,020	0.000028220350018174	5,801	0.000564176270258266	4,139,216	
488	SANTIAGO TEPELAPA	0.1322628181808000%	141,541	0.001322628180800000	78,286	0.000894174001500105	4,164,804	
489	SANTIAGO TEXCOACO	0.1145615593046800%	90,710	0.001145615593046800	55,057	0.00062897343438886	3,386,875	
490	SANTIAGO TEXCOACO	0.0220903382203000%	122,958	0.000220903382203000	79,443	0.00090756009796550	4,113,995	
491	SANTIAGO TEXCOACO	0.1958333726588000%	87,949	0.001958333726588000	55,499	0.000624813705019694	5,027,083	
492	SANTIAGO TEXCOACO	0.1349073083389900%	13,554	0.001349073083389900	19,679	0.000224813705019694	1,643,706	
493	SANTIAGO TILLO	0.0089829572845000%	144,371	0.000898295728450000	72,012	0.000822668068172883	4,961,886	
494	SANTIAGO TILLO	0.089829572845000%	96,124	0.000898295728450000	47,887	0.000554706306174245	3,439,273	
495	SANTIAGO TILLO	0.1558483067387800%	42,960	0.001558483067387800	29,069	0.000332068951050674	2,344,573	
496	SANTIAGO YATEPEC	0.12711948283493200%	136,100	0.001271194828349320	71,802	0.000820268993970919	4,937,095	
497	SANTIAGO YATEPEC	0.04843827195428100%	209,571	0.000484382719542810	106,322	0.001214626893885510	6,639,900	
498	SANTIAGO YATEPEC	0.2168750273251700%	51,834	0.002168750273251700	56,223	0.00064293863374112	3,652,489	
499	SANTIAGO YATEPEC	0.02381162453844600%	25,482	0.000238116245384460	145,382	0.00166062463862260	7,927,587	
500	SANTIAGO YATEPEC	0.1558483067387800%	166,781	0.001558483067387800	17,242	0.00019697312832905	1,916,344	
501	SANTIAGO YATEPEC	0.00941457174612910%	10,075	0.00009414571746129100	215,253	0.002459059172129170	8,331,257	
502	SANTIAGO YATEPEC	0.0427273726588000%	45,724	0.000427273726588000	10,035	0.0001146442541164	2,281,291	
503	SANTIAGO YATEPEC	0.1845480329593700%	197,494	0.001845480329593700	34,261	0.00033193072498096	3,097,566	
504	SANTIAGO YATEPEC	0.1947204427263800%	20,838	0.001947204427263800	383,655	0.004382890929274810	13,505,285	
505	SANTIAGO YATEPEC	0.0931713214125100%	100,268	0.000931713214125100	11,928	0.00013626826696963	1,688,537	
506	SANTIAGO YATEPEC	0.0350683226585200%	37,462	0.000350683226585200	57,221	0.00065369959600719	3,896,454	
507	SANTIAGO YATEPEC	0.12711948283493200%	333,356	0.001271194828349320	29,983	0.00034252702462871	1,868,270	
508	SANTIAGO YATEPEC	0.071794710768189990%	18,584	0.0007179471076818999	173,521	0.001982311037592000	9,374,869	
509	SANTIAGO YATEPEC	0.06862552172190560%	92,306	0.0006862552172190560	10,218	0.00011741629457006	1,156,703	
510	SANTIAGO YATEPEC	0.02350699422786500%	25,166	0.00023506994227865000	55,603	0.000655216857865368	4,095,231	
511	SANTIAGO YATEPEC	0.2334213254048000%	248,818	0.002334213254048000	13,435	0.000153481899232381	1,817,702	
512	SANTIAGO YATEPEC	0.13436232645323000%	1,651,908	0.0013436232645323000	141,606	0.000167177065539800	6,794,151	
513	SANTIAGO YATEPEC	0.1371648533954100%	147,429	0.0013716485339541000	17,252	0.000197081552483100	2,290,868	
514	SANTIAGO YATEPEC	0.14335846306351400%	153,415	0.0014335846306351400	1,834,171	0.0295364490829590000	86,564,587	
515	SANTIAGO YATEPEC	0.00324444026328440%	3,472	0.00003244440263284400	77,006	0.00879197087010361	5,394,338	
516	SANTIAGO YATEPEC						4,424,301	
517	SANTIAGO YATEPEC						1,276,930	
518	SANTIAGO YATEPEC							


"2020, Año de la pluriculturalidad de los pueblos indígenas y afromexicano"



**COMISIÓN PERMANENTE  
DE HACIENDA  
ASUNTO: DICTAMEN.  
EXPEDIENTE: 1300**

Clave	Municipio	Fondo de Compensación			Fondo Municipal del Impuesto a las Ventas Finales de Gasolina y Diesel			TOTAL ESTIMADO A DISTRIBUIR A LOS MUNICIPIOS PARA EL EJERCICIO FISCAL 2021
		Porcentaje	Monto estimado a distribuir a cada municipio	Coefficiente de distribución	Porcentaje	Monto estimado a distribuir a cada municipio	Coefficiente de distribución	
519	SANTO DOMINGO TOMALTEPEC	0.07344113521027500%	78.593	0.00734411352102759	63.365	0.00724112845808660%	3,947,795	
520	SANTO DOMINGO TONALA	0.1757343183305000%	188.062	0.00175734318330500	122.163	0.0013955951942227400%	9,073,439	
521	SANTO DOMINGO XAGACIA	0.00645517265455120%	6.908	0.00064551726545512	4.963	0.0005669757603304990%	1,485,344	
522	SANTO DOMINGO XAGACIA	0.0278661919191919100%	29.821	0.00027866191919191	16.035	0.0001831844492121350	1,868,178	
523	SANTO DOMINGO YANHUILTAN	0.03672757671202100%	39.304	0.000367275759172021	45.568	0.0005205707053382334	3,782,459	
524	SANTO DOMINGO YODORHINO	0.3025858549421000%	8.174	0.0001763818436107191	6.629	0.00007572858623662	1,399,615	
525	SANTO DOMINGO ZARATEPEC	0.4691320495832000%	323.815	0.0013204958309002000	284.734	0.0003243332099933080	14,994,381	
526	SANTOS REYES NOPALA	0.0706592515225500%	502.032	0.00070659251522556	291.788	0.000333333398810764830	13,546,993	
527	SANTOS REYES PAPAJO	0.0272382462068900%	75.830	0.00027238246206890	45.508	0.000519883262815684	3,968,506	
528	SANTOS REYES TEPEJILLO	0.0424470588665600%	29.149	0.00042447058866560	25.732	0.0002548191906686056	2,365,503	
529	SANTOS REYES YUCUANA	0.095361091240200%	102.050	0.00095361091240200	74.059	0.00025580712855872	2,321,444	
530	SANTO TOMAS JAUALTEPEC	0.063371715420500%	67.823	0.00063371715420533	47.399	0.0005417463276529399	2,964,114	
531	SANTO TOMAS WAZALTEPEC	0.1027398431535100%	109.947	0.00102739843153510	63.599	0.0007265575960756000	4,552,223	
532	SANTO TOMAS WAZALTEPEC	0.05474281465121400%	58.583	0.00054742814651214	39.557	0.0004519007492210444	3,517,059	
533	SANTO TOMAS TAMAZULAPAN	0.11226281065743800%	120.138	0.00112262810657438	75.493	0.000824351355791770%	4,391,944	
534	SAN VICENTE COATLAN	0.08272766746583300%	88.531	0.0008272768746583300	55.330	0.000632092194662142	3,861,804	
535	SAN VICENTE LACHIXIO	0.102845436888100%	11.006	0.00010284543688881	10.385	0.0001786386663595400%	1,566,740	
536	SAN VICENTE NUÑU	0.16710093629172200%	178.823	0.00167100936291722	119.485	0.001365001552712950	9,157,887	
537	SITIO DE XITLAPETUA	0.1743699436690300%	18.658	0.0001743699436690300	12.205	0.000139441845198773	2,017,837	
538	SOLEDAD ETLA	0.1284652977689300%	137.457	0.0012846529776893000	86.339	0.000966340265467823	4,624,142	
539	VILLA DE TAMAZULAPAN DEL PROGRESO	0.1771957697697500%	189.826	0.0017719576976975000	200.093	0.002285876579689010	10,562,606	
540	TANETZE DE ZARAGOZA	0.0413381463926800%	44.238	0.000413381463926819	25.114	0.00028690338815734700%	2,464,746	
541	TANETZE DE ZARAGOZA	0.021872653267800%	23.407	0.000218726432617018	14.172	0.000161901510722662	2,118,798	
542	TANETZE DE ZARAGOZA	0.1638622473665500%	175.393	0.0016386224736655000	96.929	0.0011073208808135000	5,648,773	
543	TATLA TEPEC DE VALDES	0.0259655293734500%	27.787	0.000259655293734555	30.866	0.000350296447046670%	2,530,540	
544	TECOXCOILCO DE MERCUS PEREZ	0.2271654338070200%	243.101	0.0022716543380702000	206.006	0.0023532421017079400	16,447,772	
545	TEOTITLAN DE FLORES MAGON	0.15119566612081300%	161.802	0.0015119566612081300	107.246	0.0001225218217291920	6,304,692	
546	TEOTITLAN DEL VALLE	0.0228182314786700%	24.526	0.000228182314786879	25.163	0.000287463446417778	2,440,411	
547	TEOTONIGO	0.0427977553153500%	45.900	0.00042797755315351	33.817	0.00038652979824888	3,837,794	
548	HEROICA VILLA TEZONTLAN DE SECURAY LUNA, CUNA DE LA INDEPENDENCIA DE OAXACA	0.2870200898027500%	307.163	0.0028702089802750000	170.383	0.001946576639974000%	12,569,686	
549	SAN JERONIMO TLACOHAPATUA	0.13893476330384400%	148.681	0.0013893476330384400	121.119	0.0013843538776090000	7,348,214	
550	TLACUCLA DE MATAMOROS	0.5249491924203000%	561.775	0.0052494919242030000	697.775	0.0079719102610260000	36,780,339	
551	TLACOTEPEC PLUMAS	0.109816423806500%	11.752	0.000109816423806555	9.314	0.00010604031800257	1,643,324	
552	TLALIXTAC DE CABRERA	0.2339439314623300%	250.355	0.0023394393146232500	383.337	0.00493493984096000%	19,318,450	
553	TLATEPEC VILLA DE MORELOS	0.1460664961088900%	156.313	0.0014606649610889000	86.161	0.00098430680610066	6,107,151	
554	TRINIDAD ZACHILALA	0.0076672290720800%	82.024	0.0007667229072080000	50.319	0.000574848246557800	3,959,952	
555	LA TRINIDAD VISTA HERMOSA	0.006465451306348100%	6.919	0.0000646545130634810	6.153	0.0000763063666666666	1,438,958	
556	UNION HIDALGO	0.347808383838383800%	372.207	0.0034780838383838380	321.181	0.0023819238192381920	20,745,830	
557	VALERIO TRUJANO	0.035925968024923400%	38.125	0.0003592596802492340	21.216	0.00023274582070336	1,769,492	

“2020, Año de la pluriculturalidad de los pueblos indígenas y afromexicano”



COMISIÓN PERMANENTE  
DE HACIENDA

ASUNTO: DICTAMEN.

EXPEDIENTE: 1300

**Anexo 5. Porcentajes, montos estimados y coeficientes de distribución del FOCO y FOCADU para el ejercicio fiscal 2021**

Clave	Municipio	Fondo de Compensación		Fondo Municipal del Impuesto a las Ventas Finales de Gasolina y Diesel		TOTAL ESTIMADO A DISTRIBUIR A LOS MUNICIPIOS PARA EL EJERCICIO FISCAL 2021
		Porcentaje	Monto estimado a distribuir a cada municipio	Coeficiente de distribución	Monto estimado a distribuir a cada municipio	
559	SAN JUAN BAUTISTA VALLE NACIONAL	0.57005675785962000%	610,046	0.00570056676599620	405,278	20,364,008
560	VILLA DÍAZ ORDÁZ	0.715947366161654000%	188,290	0.007159473661616540	159,745	6,660,005
561	YAXE	0.0773181631694900%	82,742	0.0007731816316949	49,937	6,917,659
562	MAGDALENA YODOCÓN DE PORFIRIO DÍAZ	0.03806477216235400%	40,735	0.00038064772162354	30,744	2,604,629
563	YOGANA	0.036254744874076400%	38,798	0.000362547448740764	19,984	2,148,986
564	TOTANDUCHI DE GUERRERO	0.03060860517264500%	32,756	0.00030608605172645	17,435	2,691,178
565	VILLA DE ZARAHILA	1.05580380581742000%	1,129,868	0.010558038058174200	1,100,766	48,195,796
566	SAN IMATEO YUCUITINDOO	0.08363597171543400%	89,503	0.00083635971715434	46,681	3,573,412
567	ZAPOTITLÁN LAGUNAS	0.091410585798659400%	97,823	0.000914105857986594	56,888	3,881,095
568	SANTA INÉS DE ZARAGOZA	0.03656124408320400%	39,126	0.00036561244083204	26,174	2,432,832
569	SANTA INÉS DE ZARAGOZA	0.04211560780294500%	45,070	0.00042115607802945	26,638	2,726,143
570	ZIMATLÁN DE ALVAREZ	0.4918583437630400%	526,362	0.00491858343763040	423,175	22,652,440

**“2020, Año de la pluriculturalidad de los pueblos indígenas y afroamericano”**



**COMISIÓN PERMANENTE  
DE HACIENDA**

**ASUNTO: DICTAMEN.**

**EXPEDIENTE: 1300**